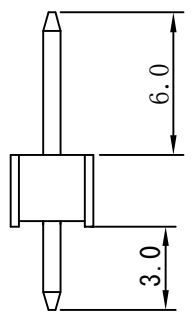
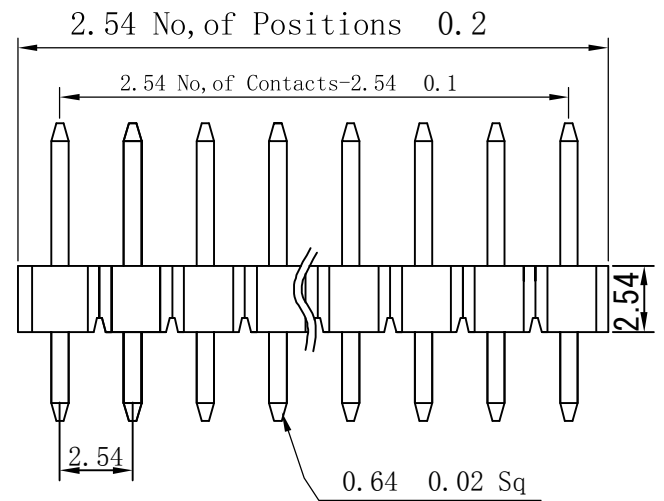


SPECIFICATIONS

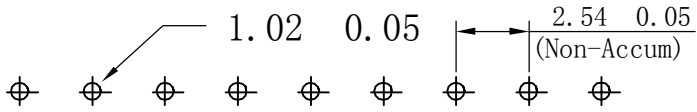
Current Rating: 3Amp
 Insulator resistance: 5000M Ω min.
 Dielectric Withstanding: 500AC/DC
 Operating Temperature: -40# +105# C
 Contact Material: Brass
 Insulator Material: PA6T
 Contact Resistance: 20m Ω Max
 CONTACTS: GOLD

UNSPECIFIED TOLERANCE: 0.20



Dimen Sions List

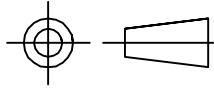
Contacts Per row	Dimensions		Contacts Per row	Dimensions	
	A	B		A	B
1	2.54	0	21	53.34	50.80
2	5.08	2.54	22	55.88	53.34
3	7.62	5.08	23	58.42	55.88
4	10.16	7.62	24	60.96	58.42
5	12.70	10.16	25	63.50	60.96
6	15.24	12.70	26	66.04	63.50
7	17.78	15.24	27	68.58	66.04
8	20.32	17.78	28	71.12	68.58
9	22.86	20.32	29	73.66	71.12
10	25.40	22.86	30	76.20	73.66
11	27.94	25.40	31	78.74	76.20
12	30.48	27.94	32	81.28	78.74
13	33.02	30.48	33	83.82	81.28
14	35.56	33.02	34	86.36	83.82
15	38.10	35.56	35	88.90	86.36
16	40.64	38.10	36	91.44	88.90
17	43.18	40.64	37	93.98	91.44
18	45.72	43.18	38	96.52	93.98
19	48.26	45.72	39	99.06	96.52
20	50.80	48.26	40	101.6	99.06



PCB Layout

PIN HEADER PITCH2.54mm 1 40P 180# %&

Customer:	Approval:	Unit	Scale	Date
Drawing No:	Check:	mm		10.11.03



P/NO:
 Pin Longer:
 Signatuer: