
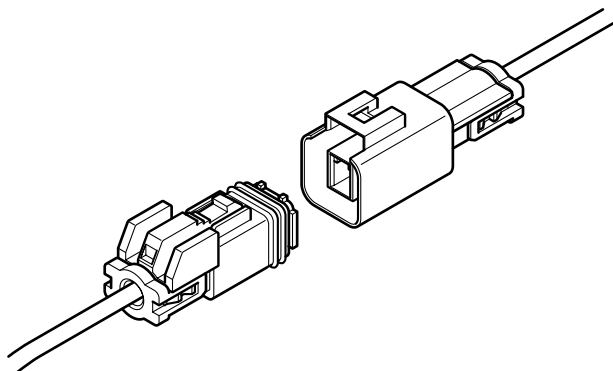


MWP CONNECTOR

Disconnectable Crimp style Wire-to-wire connectors



Water-proof wire-to-wire connector for electric power supply.



Features

• Low insertion force contact

The low insertion force contacts reduce surface finish wear and reduce the effects of stress relaxation.

• Housing lance

The resilient plastic housing lances secure the contacts in the housings. Since the lances are in the housings rather than on the contacts, they are not affected by handling, and allow the contacts to be lightly inserted without undue force. This establishes a feeling of uniform insertion and a noticeable change in that feeling when insertion is completed.

• Inner-housing lock

This inner-housing lock secures the plug to the receptacle and prevents accidental disconnection. The lock is protected and is not affected by external forces that might result from the routing of wires.

• Slider locking mechanism

After the contact has been mounted into the housing and the slider has been locked, the wire is then sealed, preventing water ingress.

• Interchangeability

The same contact is used for the SL and HL series connectors.

Specifications

- Current rating: 7A AC, DC max.
- Voltage rating: 300V AC, DC max.
- Temperature range: -40°C to +105°C
(including temperature rise in applying electrical current)
- Contact resistance: Initial value/7m Ω max.
After environmental testing/10m Ω max.
- Insulation resistance: 1,000M Ω min.
- Withstanding voltage: 1,500V AC/minute
- Applicable wire: AWG #26 to #18
0.13 to 0.75mm²
Insulation O.D./2.1 to 2.5mm(.083" to .098")

* Contact JST if Lead-Free product is required.

* Refer to "General Instruction and Notice when using Terminals and Connectors" at the end of this catalog.

* Contact JST for details.

Note: The current rating varies depending on the number of circuits and the wire size used in each connector.

The table below lists the current rating as a function of the number of circuits and wire size.

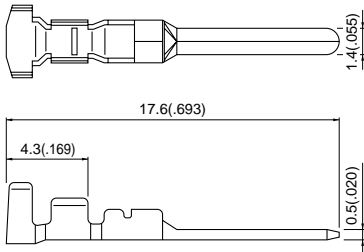
Current unit: A

Circuits	Wire size (AWG)				
	#18	#20	#22	#24	#26
1	7	5	4	3	2
2	7	5	4	3	2

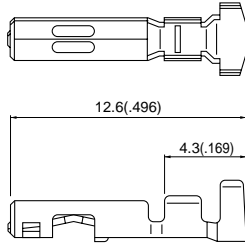
MWP CONNECTOR

Contact

Pin contact



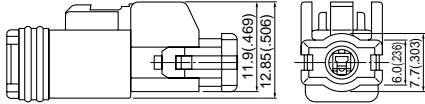
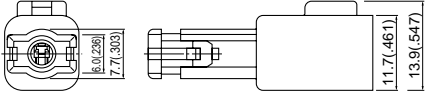
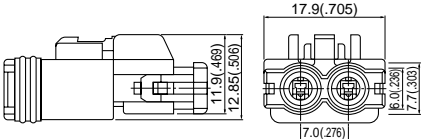
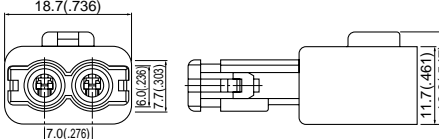
Socket contact



Model No.		Applicable wire		Insulation O.D. mm(in.)	Q'ty / reel
Pin contact	Socket contact	mm ²	AWG #		
SSM-01T-P1.4	SSF-01T-P1.4	0.13 to 0.5	26 to 20	2.1 to 2.5(.083 to .098)	6,000
SSM-21T-P1.4	SSF-21T-P1.4	0.3 to 0.75	22 to 18	2.1 to 2.5(.083 to .098)	
Material and Finish					
Phosphor bronze, tin-plated					

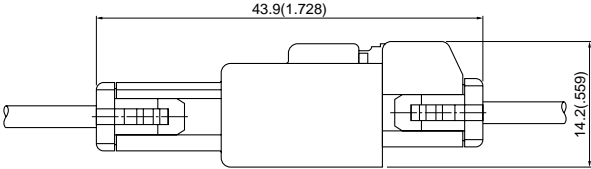
Note: Contact JST for special products.

Housing

Material: PBT, UL94V-0, white					
Circuits	Voltage rating	Current rating	Receptacle housing(for socket contact)	Plug housing(for pin contact)	
1	300V	7A	01R-MWPV-SSRR 	01P-MWPV-SSR 	Q'ty / box 228
2	300V	7A	02R-MWPV-SSRR 	02P-MWPV-SSR 	Q'ty / box 144

Note: 1. Model ()P-MWPV-SSR comes with the wire end seal and slider.
 2. Model ()R-MWPV-SSRR comes with the rubber ring, wire end seal and slider.

Assembly layout


--

Applicator for the semi-automatic press AP-K2N

Contact	Crimp applicator MKS-L		Compact crimp applicator MKS-LS		Strip-crimp applicator MKS-SC
	with safety cover	without safety cover	with safety cover	without safety cover	with safety cover
SSF-01T-P1.4	APLMK SSF/M01-14	APLNC SSF/M01-14	-	-	-
SSM-01T-P1.4	APLMK SSF/M01-14	APLNC SSF/M01-14	-	-	-
SSF-21T-P1.4	APLMK SSF/M21-14	APLNC SSF/M21-14	-	-	-
SSM-21T-P1.4	APLMK SSF/M21-14	APLNC SSF/M21-14	-	-	-