



# Amphenol Connex

Your RF Connector Search Ends Here

*Amphenol Connex RF/Microwave Coaxial Connectors*



MMCX



MCX




SMA



SMB




SMC




BNC



TNC



UHF



TWIN



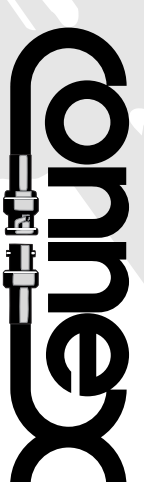
F



N



7/16



QUALITY COAX CONNECTORS & ACCESSORIES

**Amphenol Connex**

11969 Challenger Court, Moorpark, CA 93021

TEL: 805-378-6464 800-942-6639

FAX: 805-378-6471 800-962-6639

EMAIL: [info@amphenolconnex.com](mailto:info@amphenolconnex.com)

[www.amphenolconnex.com](http://www.amphenolconnex.com)

CAT-103 1201/5M


**Introducing Amphenol Connex. You've never had a choice like this before.** The RF market is growing. Diversifying. Demanding higher levels of service, quality and cost effectiveness. It is to meet those demands precisely that Amphenol Connex Corporation was established.

**Amphenol Connex represents your first real alternative to RF connector sourcing.**

Amphenol Connex is not a big multi-component company with big overheads and cost structures. Nor is Amphenol Connex a "broker" who simply buys and resells unknown and untested connectors in order to deliver a rock-bottom price.

**Amphenol Connex is a dedicated connector company.** It designs, manufactures and distributes world-class RF connectors of all types. Military specifications are met squarely. Thanks to our ability to offer material and interface options, your ability to meet application requirements is virtually unlimited. In addition, Amphenol Connex provides superb ongoing technical and engineering support. All at costs usually associated with companies or brokers offering lesser quality.





**The large array of connectors shown in this catalog are only part of what Amphenol Connex offers in RF connectors and interfaces.** And the Amphenol Connex product line includes options and selections of connector types and configurations that, until now, have been offered only by the largest connector companies.

**Special applications, engineering help, assistance with modifications to existing designs are all part of the many specialized services Amphenol Connex offers.** Working with Autocad engineering capabilities, Amphenol Connex engineers can develop the specifications, designs and models that will help you bring a project to its successful completion.

**Uncompromised quality. Vast selection. Superb technical support. ISO9001 and UL approvals. And ongoing, remarkably reasonable costs. All brought together in a new alternative to RF connector sourcing: Amphenol Connex Corporation.**



## **Amphenol Connex**

11969 Challenger Court, Moorpark, CA 93021  
TEL: 805-378-6464 800-942-6639  
FAX: 805-378-6471 800-962-6639  
EMAIL: [info@amphenolconnex.com](mailto:info@amphenolconnex.com)  
**[www.amphenolconnex.com](http://www.amphenolconnex.com)**

**Amphenol Connex also offers a complete range of custom cable assemblies.  
Ask your Amphenol Connex representative for this catalog.**

Specifications subject to change without notice.  
©2001 Amphenol Connex Corporation

**Competitive prices begin with efficient manufacturing systems and operations.**

State-of-the-art screw machines, automated BNC milling systems, process-controlled machines ensure that all specs are met with world-class precision.

**Capable of producing millions of pieces a month,**

Amphenol Connex supports its manufacturing operations, and its customers, with a computer-controlled finished connector retrieval system for remarkably fast and accurate order-filling and delivery.



**For many of our customers, the Amphenol Connex R & D group provides the fastest way to develop new connectors,** new ways to meet mil-specs, explore design options and solve complex design, engineering, and manufacturing problems.

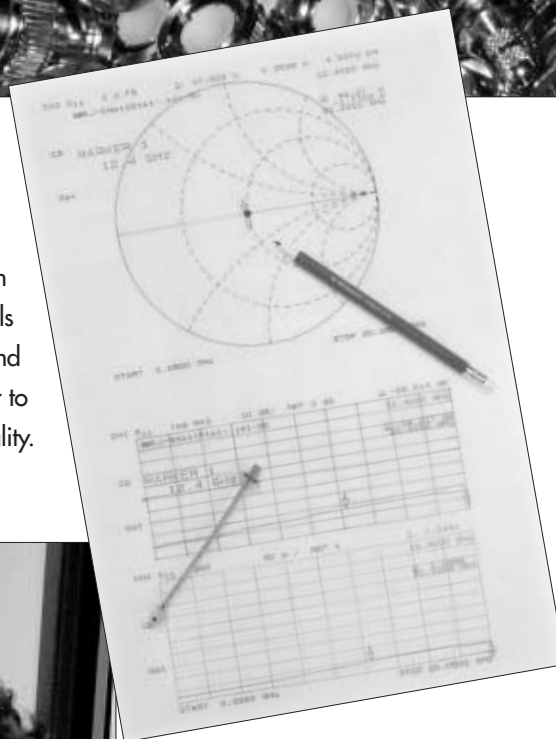


**Custom packaging is easily handled with high volume automatic systems.**

These systems enable Amphenol Connex to provide packaging that meets customer requirements precisely.

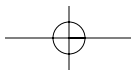
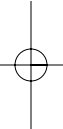
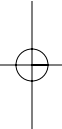
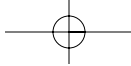


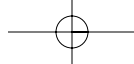
**Non-stop quality controls,** statistical monitoring, SPC, ensure the precision and stability of all production machinery. All incoming raw materials are subject to rigorous testing and stringent quality controls in order to guarantee fit and functionality.



**Sweep testing, VSWR rating, dielectric testing, are accomplished with state-of-the-art equipment.**

Interface inspection ensures close tolerances and exact fits on all plugs and jacks. A micro-control stereo screen provides an extraordinarily close visual inspection of connector surfaces. All finished products must qualify for packaging by passing a final series of QC inspections.






# CONTENTS



MMCX Series, page 7




MCX Series, page 17



SMA Series, page 25



SMB  
75 ohm  
Snap Lock,  
page 55




SMB/SMC Series, page 51

Shielded Terminators, page 65




BNC Series, page 67




TNC Series, page 95




N Series, page 119



7/16 Series, page 135



UHF Series, page 145




F Series, page 153



Twin Series, page 161




D-Sub Series, page 165



FME Series, page 167



Between Series Adapters, page 171



Strain Relief Boots, page 181

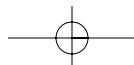
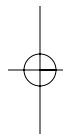
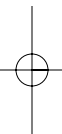


Termination Tooling, page 183

Mounting Hole Dimensions, page 185

Cable Assembly Instructions, page 187

Index of Part Numbers, page 211





## MMCX COAXIAL CONNECTORS

The Connex MMCX series is the next generation of micro-miniature connectors. Offering a reliable broadband performance from DC to 6 GHz. These 50 ohm connectors incorporate the industry-approved MMCX interface, assuring reliable snap-on/quick-disconnect mating and proven electrical performance. It's low-profile PCB receptacles make this series ideal for high-volume cellular, GPS and wireless base station applications.

### ELECTRICAL SPECIFICATIONS

Impedance		50 ohm
Frequency range		0–6 GHz
Working voltage		170 VRMS max. at sea level
Dielectric withstanding voltage		500 VRMS min. at sea level
VSWR	Straight	1.3 max.
	Right angle	1.5 max.
Contact	Center contact	5 milliohms max.
Resistance	Outer conductor	2.5 milliohms max.
Insulator resistance		1000 Megohms min.

Mating engagement compatible with CECC 22340

### MATERIAL SPECIFICATIONS

PARTS NAME		MATERIAL	FINISH
Body, Metal parts		Brass per QQ-B-626	Nickel or gold per requirement
Center Contacts	Male	Brass per QQ-B-626	Gold plated
	Female	Beryllium copper, per QQ-C-530	Gold plated
Insulators		PTFE	None
Crimp ferrules		Annealed copper	Nickel or gold per requirement

### MECHANICAL SPECIFICATIONS

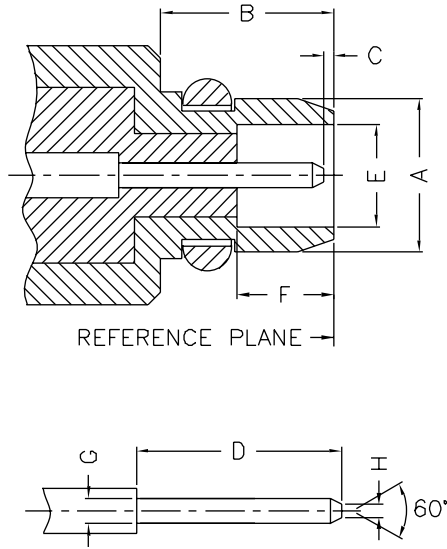
Engagement force	3.4 lbs max.
Disengagement force	1.4 lbs. – 3.4 lbs.
Contact retention	2.3 lbs. min.
Durability (matings)	500 cycles min.





## MMCX COAXIAL CONNECTORS

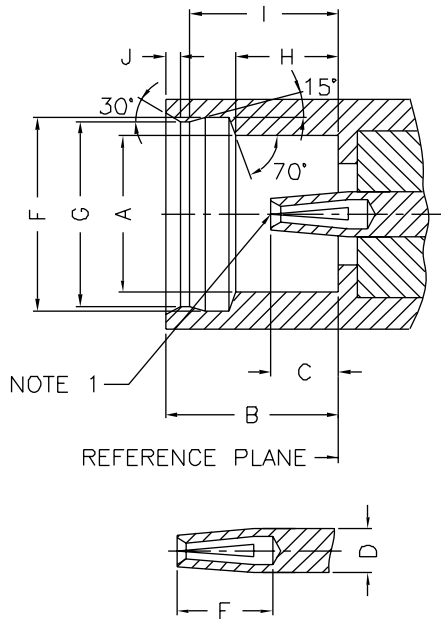
### INTERFACE MATING DIMENSIONS



### PLUG

Letter	Millimeters [Inches]	
	Minimum	Maximum
A	–	2.40 [.095]
B	2.70 [.106]	–
C	0.00	0.25 [.010]
D	–	3.15 [.124]
E	1.58 [.062]	1.62 [.064]
F	1.45 [.057]	–
G	0.38 [.150]	0.42 [.017]
H	–	0.20 [.008]

### JACK



Letter	Millimeters [Inches]	
	Minimum	Maximum
A	2.41 [.095]	–
B	2.60 [.102]	–
C	0.90 [.035]	1.20 [.047]
D	0.68 [.027]	0.72 [.028]
E	1.40 [.055]	–
F	3.00 [.118]	3.04 [.120]
G	2.87 [.113]	2.90 [.114]
H	1.57 [.062]	1.63 [.064]
I	2.30 [.091]	2.34 [.092]
J	–	0.23 [.009]

NOTE: 1. I.D. TO MEET VSWR AND CONTACT RESISTANCE WHEN MATED WITH 0.38/0.42 MM DIA. PIN.

## MMCX COAXIAL CONNECTORS

All connectors listed, unless otherwise noted, are gold-plated machined brass. Insulation is teflon with 30µ" gold-plated center contacts.

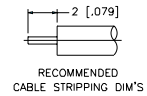
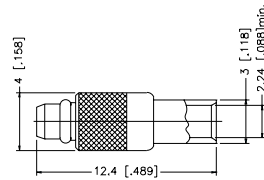
Dimensions are shown in millimeters and [inches].

C A B L E G R O U P L E G E N D					
01	58/ 58A/ 58C/ 141/ 303/ LMR195™/ B7806A	06A	179/ U DOUBLE BRAIDED	09	B8227/ 89207
01A	55/ 142/ 223/ 400	07	8/ 8A/ 213/ 393	10	.141 SEMI-RIGID/ 402/U
01B	LMR200™/ B7807A	07A	214	11	.085 SEMI-RIGID/ 405/U
02	58 PLENUM/THINNET/ 122U/ B88240/ B89907	07B	8X/ LMR240™/ B7808A	12	.250 SEMI-RIGID
03	59/ 62/ 140/ 210	07C	B9913/ LMR400™/ B7810A/ B8214	13	.047 SEMI-RIGID/ B1674A
03A	59/ U-20AWG	07D	B89913	14	178/ 196
04	59/ U PLENUM	07E	11	15	B8281/ B9231/ B9141
04A	59/ U PLENUM-20AWG	07F	11/ U-14AWG/ B8213/ B9292/ B7731/ B1859A	15A	B88281
05	174/ 188A/ 316/ B7805A	08	6/ 143/ 212	16	180/ 195/ 122/ B8218/ B1865A/ B1855
05A	316/ U DOUBLE BRAIDED	08A	B1694A/ B9248	17	LMR600™
06	179/ 187/ B9221	08B	6 PLENUM/ B1695A	18	AT&T734A/ B1505A
				19	AT&T735A/ B735A1

## CRIMP ATTACHMENT FOR .085 AND .047 SEMI-RIGID CABLE

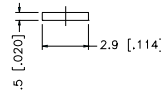
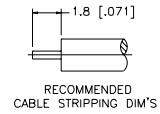
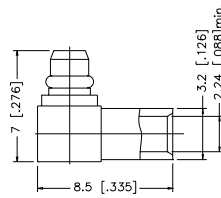
### STRAIGHT CABLE PLUG

P.N.	Cable Group	Finish	Insulation	Impedance	Crimp Tool
262112	11	Gold	Teflon	50	N/A
262127	13	Gold	Teflon	50	N/A



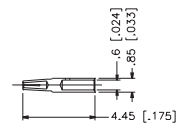
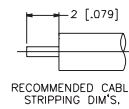
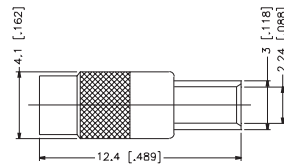
### RIGHT ANGLE CABLE PLUG

P.N.	Cable Group	Finish	Insulation	Impedance	Crimp Tool
262113	11	Gold	Teflon	50	N/A
262128	13	Gold	Teflon	50	N/A



### STRAIGHT CABLE JACK

P.N.	Cable Group	Finish	Insulation	Impedance	Crimp Tool
262123	11	Gold	Teflon	50	N/A
262125	13	Gold	Teflon	50	N/A



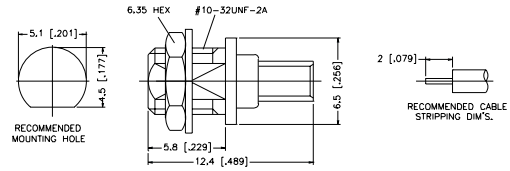

MMCX COAXIAL CONNECTORS

## CRIMP ATTACHMENT FOR .085 AND .047 SEMI-RIGID CABLE

For Cable Group Legend, see page 9

### STRAIGHT BULKHEAD JACK

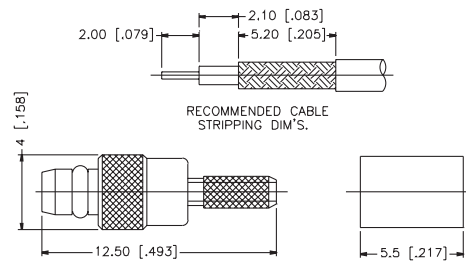

P.N.	Cable Group	Finish	Insulation	Impedance	Crimp Tool
262124	11	Gold	Teflon	50	N/A
262126	13	Gold	Teflon	50	N/A



## CRIMP ATTACHMENT FOR FLEXIBLE CABLE

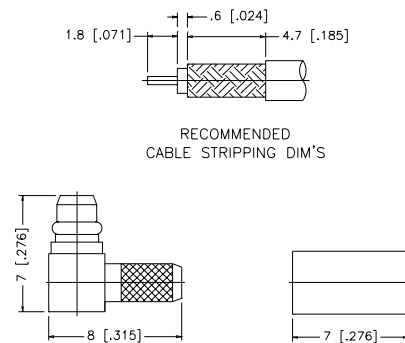
### STRAIGHT CABLE PLUG

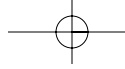
P.N.	Cable Group	Finish	Insulation	Impedance	Crimp Tool
262101	5	Gold	Teflon	50	B
262110	5A	Gold	Teflon	50	C
262100	14	Gold	Teflon	50	B



### RIGHT ANGLE CABLE PLUG

P.N.	Cable Group	Finish	Insulation	Impedance	Crimp Tool
262103	5	Gold	Teflon	50	B
262111	5A	Gold	Teflon	50	C
262102	14	Gold	Teflon	50	B



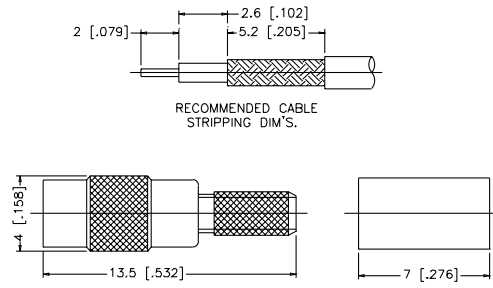


# CRIMP ATTACHMENT FOR FLEXIBLE CABLE

For Cable Group Legend, see page 9

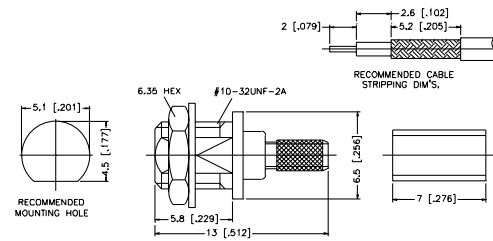

## STRAIGHT CABLE JACK

P.N.	Cable Group	Finish	Insulation	Impedance	Crimp Tool
262118	5	Gold	Teflon	50	B
262119	5A	Gold	Teflon	50	C
262117	14	Gold	Teflon	50	B



## BULKHEAD CABLE JACK

P.N.	Cable Group	Finish	Insulation	Impedance	Crimp Tool
262121	5	Gold	Teflon	50	B
262122	5A	Gold	Teflon	50	C
262120	14	Gold	Teflon	50	B



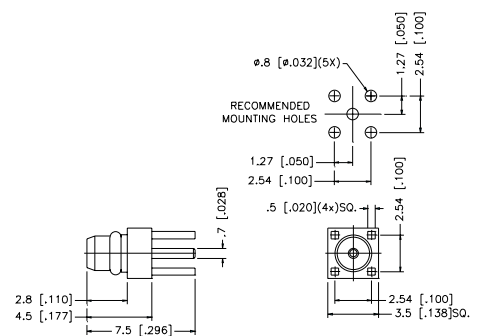
MMCX COAXIAL CONNECTORS

# PRINTED CIRCUIT BOARD CONNECTORS

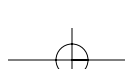
## STRAIGHT PLUG FOR P.C. BOARD

P.N.	Cable Group	Finish	Insulation	Impedance	Crimp Tool
262114	N/A	Gold	Teflon	50	N/A
262108	N/A	Gold	Teflon	50	N/A

SURFACE MOUNT



For Crimp Tool information, see page 183.

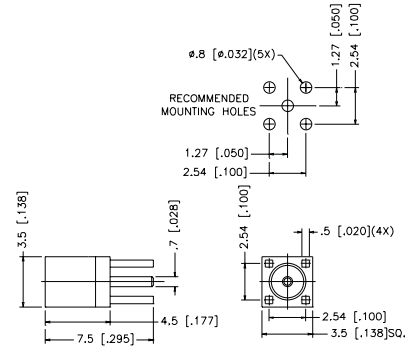


# PRINTED CIRCUIT BOARD CONNECTORS

For Cable Group Legend, see page 9

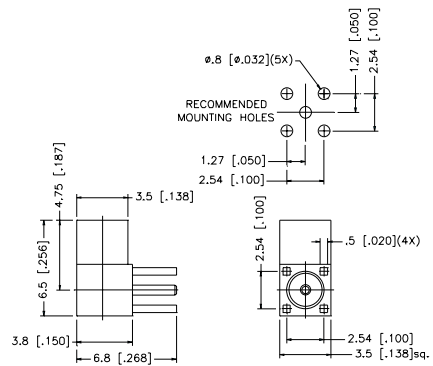
## STRAIGHT RECEPTACLE FOR P.C. BOARD

P.N.	Cable Group	Finish	Insulation	Impedance	Crimp Tool
262104	N/A	Gold	Teflon	50	N/A
262109	N/A	Gold SURFACE MOUNT	Teflon	50	N/A



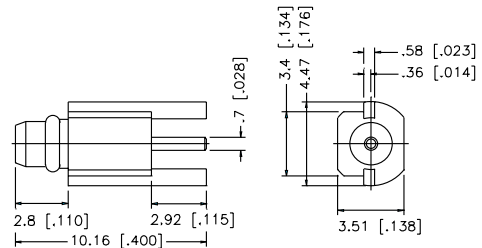
## RIGHT ANGLE RECEPTACLE FOR P.C. BOARD

P.N.	Cable Group	Finish	Insulation	Impedance	Crimp Tool
262105	N/A	Gold	Teflon	50	N/A



## EDGE CARD VERTICAL MOUNT PLUG FOR P.C. BOARD

P.N.	Cable Group	Finish	Insulation	Impedance	Crimp Tool
262106	N/A	Gold	Teflon	50	N/A



# PRINTED CIRCUIT BOARD CONNECTORS

For Cable Group Legend, see page 9

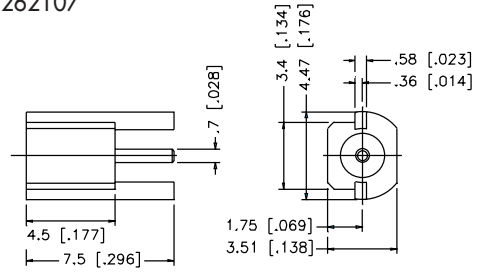
## EDGE CARD VERTICAL MOUNT JACK FOR P.C. BOARD

P.N.	Cable Group	Finish	Insulation	Impedance	Crimp Tool
262107	N/A	Gold	Teflon	50	N/A
262115	N/A	Gold	Teflon	50	N/A

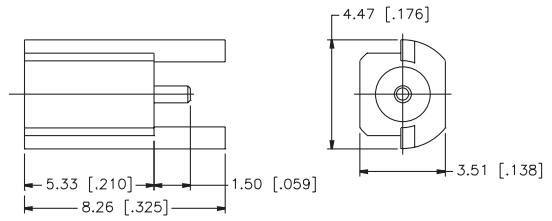
OFFSET PC LEGS



262107



262115

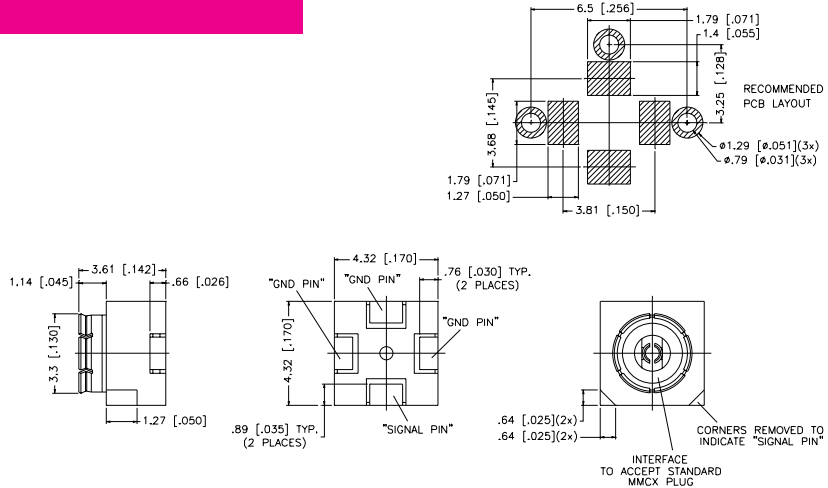


# SURFACE MOUNT CONNECTORS

For Cable Group Legend, see page 9

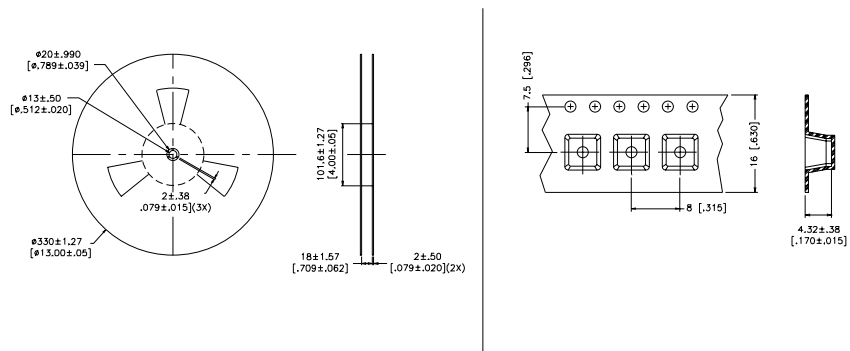
## SURFACE MOUNT JACK RECEPTACLE

P.N.	Cable Group	Finish	Insulation	Impedance	Crimp Tool
262116	N/A	Gold	LPC	50	N/A



## SURFACE MOUNT JACK RECEPTACLE — TAPE AND REEL

P.N.	Cable Group	Finish	Insulation	Impedance	Crimp Tool
262116TR	N/A	Gold	LPC	50	N/A
1500 per reel					



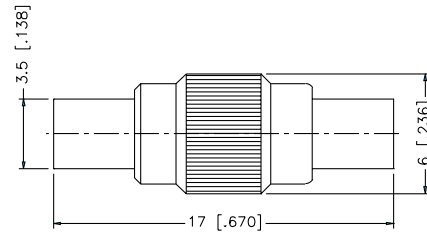
NOTE:  
BLISTER TAPE PACKAGED UNIFORMLY FOR VERTICAL MOUNTING AND SUPPLIED IN ACCORDANCE WITH IEC 286-3/EIA 481

## IN-SERIES ADAPTERS

For Cable Group Legend, see page 9

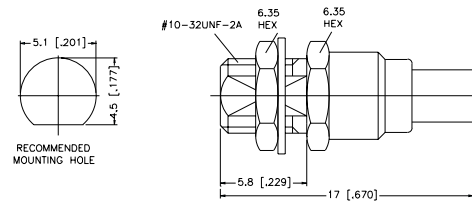
### JACK-TO-JACK ADAPTER

P.N.	Cable Group	Finish	Insulation	Impedance	Crimp Tool
262129	N/A	Gold	Teflon	50	N/A

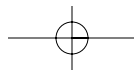
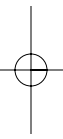
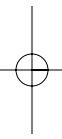
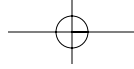


### JACK-TO-JACK BULKHEAD ADAPTER

P.N.	Cable Group	Finish	Insulation	Impedance	Crimp Tool
262130	N/A	Gold	Teflon	50	N/A









## MCX COAXIAL CONNECTORS

Connex MCX Series connectors are ideal for applications and designs where weight and space savings are critical. This series has a 50 ohm impedance structure which operates in a frequency range of up to 6 GHz. It's push-on/pull-off mating design facilitates a quick connect/disconnect capability.

Connex MCX connectors are popularly used in the cellular telephone, information systems and communications markets.

MCX connectors are available in 75 ohm version by adding -75 to standard 50 ohm part number.

## ELECTRICAL SPECIFICATIONS

Impedance	50 ohm and 75 ohm
Frequency Range	0–6 GHz
Working Voltage	335 VRMS
Dielectric Withstanding Voltage	1000 Volts
VSWR	Straight: 1.3 max. 6 GHz
	Right angle: 1.5 max. 6 GHz
Contact Resistance	Center contact 5.0 milliohm max.
	Outer contact 1.0 milliohm max.
Insulation Resistance	5000 megohms
Insertion Loss	0.1 dB Max./1 GHz

Mating engagement compatible with CECC 22220

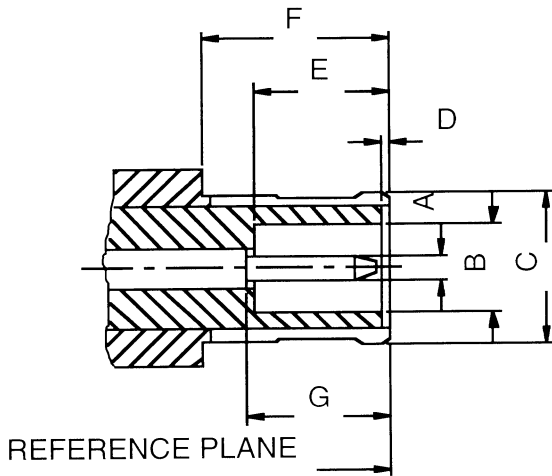
## MATERIAL SPECIFICATIONS

PARTS NAME		MATERIAL	FINISH
Center Contact	Male	Brass per QQ-B-626	30µ" Gold
	Female	Beryllium Copper per QQ-C-530 Heat-treated per MIL-H-7199	30µ" Gold
Metal parts		Brass per QQ-B-626	Nickel or gold per requirement
Insulators		PTFE	None
Gasket		Silicone rubber	None
Crimp ferrule		Seamless copper tubing alloy	Nickel or gold per requirement



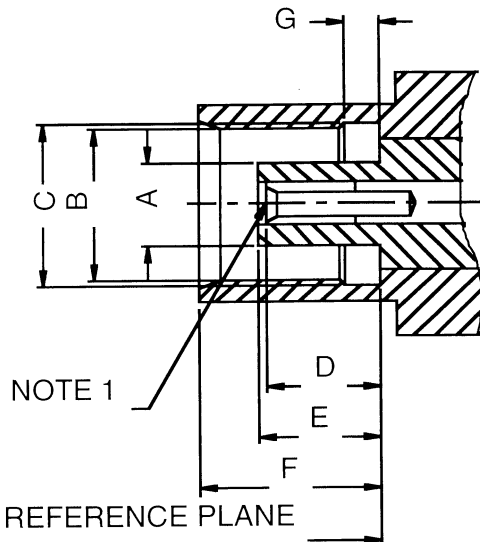
## MCX COAXIAL CONNECTORS

### INTERFACE MATING DIMENSIONS



### PLUG

Letter	Millimeters [Inches]	
	Minimum	Maximum
A	0.48 [.019]	0.53 [.021]
B	2.00 [.079]	2.07 [.082]
C	3.66 [.144]	3.76 [.148]
D	0.00	0.30 [.012]
E	2.81 [.111]	3.20 [.126]
F	4.16 [.164]	–
G	2.81 [.111]	3.20 [.126]



### JACK

Letter	Millimeters [Inches]	
	Minimum	Maximum
A	1.80 [.071]	1.97 [.078]
B	3.43 [.135]	3.48 [.137]
C	3.61 [.142]	3.75 [.148]
D	2.31 [.091]	2.79 [.110]
E	2.61 [.103]	2.79 [.110]
F	4.00 [.158]	4.12 [.162]
G	0.75 [.030]	0.85 [.033]

NOTE: 1. I.D. TO MEET VSWR AND CONTACT RESISTANCE WHEN MATED WITH .48/.53 MM DIA. PIN.

## MCX COAXIAL CONNECTORS

All connector bodies, unless otherwise noted, are machined brass, 3µ" gold plated.

All insulators are Teflon.

All center contacts are 30µ" gold plated.

All dimensions are in millimeters and [inches].

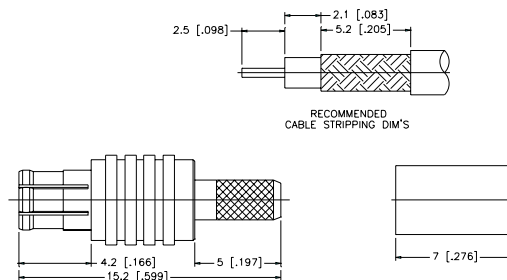

### CABLE GROUP LEGEND

01	58/ 58A/ 58C/ 141/ 303/ LMR195™/ B7806A	06A	179/ U DOUBLE BRAIDED	09	B8227/ 89207
01A	55/ 142/ 223/ 400	07	8/ 8A/ 213/ 393	10	.141 SEMI-RIGID/ 402/U
01B	LMR200™/ B7807A	07A	214	11	.085 SEMI-RIGID/ 405/U
02	58 PLENUM/THINNET/ 122U/ B88240/ B89907	07B	8X/ LMR240™/ B7808A	12	.250 SEMI-RIGID
03	59/ 62/ 140/ 210	07C	B9913/ LMR400™/ B7810A/ B8214	13	.047 SEMI-RIGID/ B1674A
03A	59/ U-20AWG	07D	B89913	14	178/ 196
04	59/ U PLENUM	07E	11	15	B8281/ B9231/ B9141
04A	59/ U PLENUM-20AWG	07F	11/ U-14AWG/ B8213/ B9292/ B7731/ B1859A	15A	B88281
05	174/ 188A/ 316/ B7805A	08	6/ 143/ 212	16	180/ 195/ 122/ B8218/ B1865A/ B1855
05A	316/ U DOUBLE BRAIDED	08A	B1694A/ B9248	17	LMR600™
06	179/ 187/ B9221	08B	6 PLENUM/ B1695A	18	AT&T734A/ B1505A
				19	AT&T735A/ B735A1

## CRIMP ATTACHMENTS FOR FLEXIBLE AND SEMI-RIGID CABLE

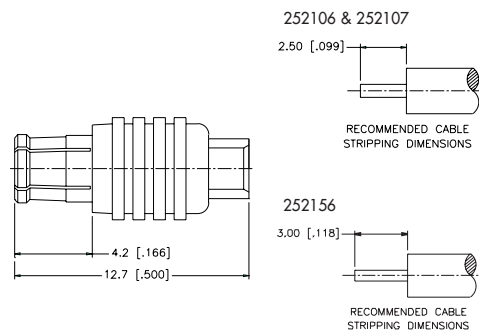

### STRAIGHT CRIMP PLUG — FLEXIBLE CABLE

P.N.	Cable Group	Finish	Insulation	Impedance	Crimp Tool
252101	05	Nickel	Teflon	50	B
252103	05	Gold	Teflon	50	B
252120	05A	Nickel	Teflon	50	C
252121	05A	Gold	Teflon	50	C
252101-75	06	Nickel	Teflon	75	B
252103-75	06	Gold	Teflon	75	B
252120-75	06A	Nickel	Teflon	75	C
252121-75	06A	Gold	Teflon	75	C
252126	14	Nickel	Teflon	50	B
252127	14	Gold	Teflon	50	B



### STRAIGHT SOLDER PLUG — SEMI-RIGID CABLE

P.N.	Cable Group	Finish	Insulation	Impedance	Crimp Tool
252110	10	Nickel	Teflon	50	N/A
252111	10	Gold	Teflon	50	N/A
252106	11	Nickel	Teflon	50	N/A
252107	11	Gold	Teflon	50	N/A
252156	13	Gold	Teflon	50	N/A



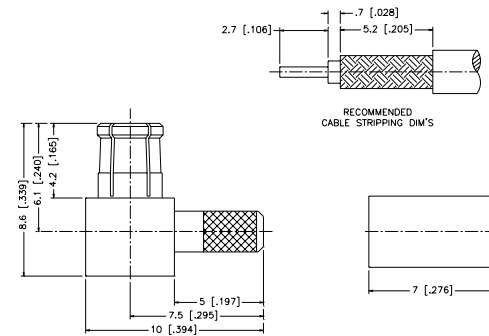
MCX COAXIAL CONNECTORS

## CRIMP ATTACHMENTS FOR FLEXIBLE AND SEMI-RIGID CABLE

For Cable Group Legend, see page 19

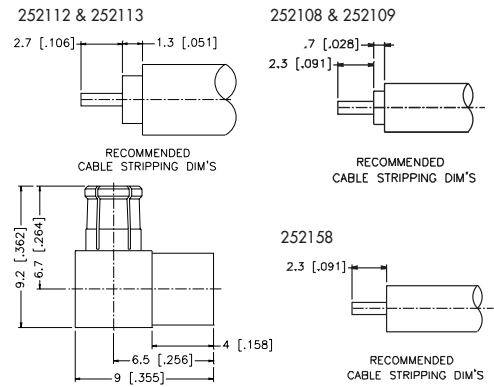

### RIGHT ANGLE CRIMP PLUG — FLEXIBLE CABLE

P.N.	Cable Group	Finish	Insulation	Impedance	Crimp Tool
252114	01	Nickel	Teflon	50	A
252115	01	Gold	Teflon	50	A
252122	01A	Nickel	Teflon	50	A
252123	01A	Gold	Teflon	50	A
252100	05	Nickel	Teflon	50	B
252102	05	Gold	Teflon	50	B
252118	05A	Nickel	Teflon	50	C
252119	05A	Gold	Teflon	50	C
252100-75	06	Nickel	Teflon	75	B
252102-75	06	Gold	Teflon	75	B
252118-75	06A	Nickel	Teflon	75	C
252119-75	06A	Gold	Teflon	75	C
252134	14	Nickel	Teflon	50	B
252135	14	Gold	Teflon	50	B



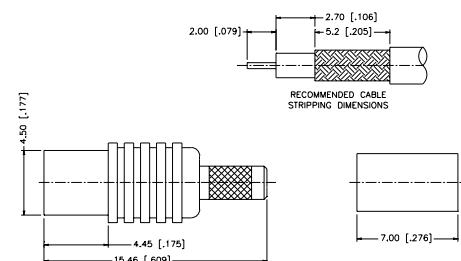

### RIGHT ANGLE SOLDER PLUG — SEMI-RIGID CABLE

P.N.	Cable Group	Finish	Insulation	Impedance	Crimp Tool
252112	10	Nickel	Teflon	50	N/A
252113	10	Gold	Teflon	50	N/A
252108	11	Nickel	Teflon	50	N/A
252109	11	Gold	Teflon	50	N/A
252158	13	Gold	Teflon	50	N/A



### STRAIGHT CRIMP JACK — FLEXIBLE CABLE

P.N.	Cable Group	Finish	Insulation	Impedance	Crimp Tool
252138	05	Nickel	Teflon	50	B
252139	05	Gold	Teflon	50	B
252164	05A	Nickel	Teflon	50	C
252165	05A	Gold	Teflon	50	C
252136	14	Nickel	Teflon	50	B
252137	14	Gold	Teflon	50	B
252138-75	06	Nickel	Teflon	75	B
252139-75	06	Gold	Teflon	75	B
252164-75	06A	Nickel	Teflon	75	C
252165-75	06A	Gold	Teflon	75	C

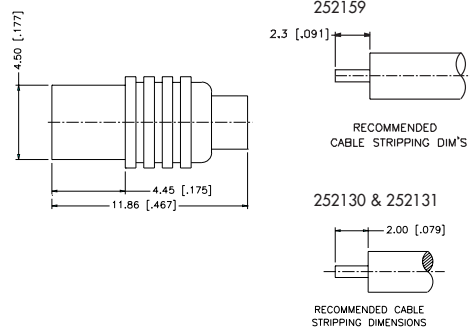


# CRIMP ATTACHMENTS FOR FLEXIBLE AND SEMI-RIGID CABLE

For Cable Group Legend, see page 19

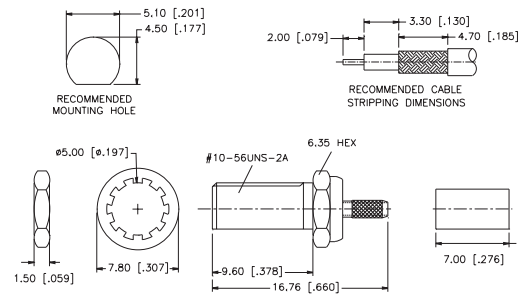
## STRAIGHT SOLDER JACK — SEMI-RIGID CABLE

P.N.	Cable Group	Finish	Insulation	Impedance	Crimp Tool
252130	11	Nickel	Teflon	50	N/A
252131	11	Gold	Teflon	50	N/A
252157	13	Gold	Teflon	50	N/A
252159	13	Gold	Teflon	50	N/A
RIGHT ANGLE JACK					



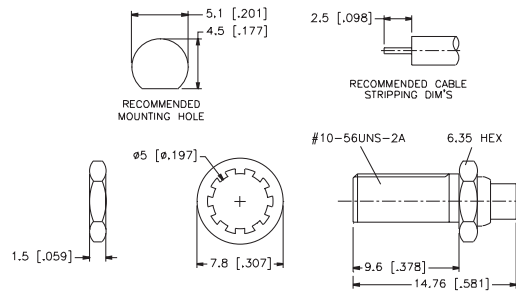
## STRAIGHT CRIMP BULKHEAD JACK — FLEXIBLE CABLE

P.N.	Cable Group	Finish	Insulation	Impedance	Crimp Tool
252144	05	Nickel	Teflon	50	B
252145	05	Gold	Teflon	50	B
252146	05A	Nickel	Teflon	50	C
252147	05A	Gold	Teflon	50	C
252144-75	06	Nickel	Teflon	75	B
252145-75	06	Gold	Teflon	75	B
252146-75	06A	Nickel	Teflon	75	C
252147-75	06A	Gold	Teflon	75	C
252166	14	Nickel	Teflon	50	B
252167	14	Gold	Teflon	50	B



## STRAIGHT SOLDER BULKHEAD JACK — SEMI-RIGID CABLE

P.N.	Cable Group	Finish	Insulation	Impedance	Crimp Tool
252163	11	Gold	Teflon	50	N/A
252162	13	Gold	Teflon	50	N/A



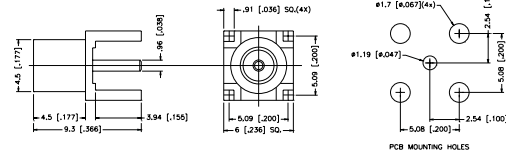
## PRINTED CIRCUIT BOARD. STRAIGHT TERMINAL

For Cable Group Legend, see page 19

### STRAIGHT JACK FOR PRINTED CIRCUIT BOARD

P.N.	Cable Group	Finish	Insulation	Impedance	Crimp Tool
252104	N/A	Nickel	Teflon	50	N/A
252104-01	N/A	Nickel	Teflon	50	N/A
		2.92 mm [.115"]	LEGS		
252105	N/A	Gold	Teflon	50	N/A
252105-01	N/A	Gold	Teflon	50	N/A
		2.92 mm [.115"]	LEGS		
252116	N/A	Nickel	Teflon	50	N/A
		SURFACE MOUNT			
252117	N/A	Gold	Teflon	50	N/A
		SURFACE MOUNT			

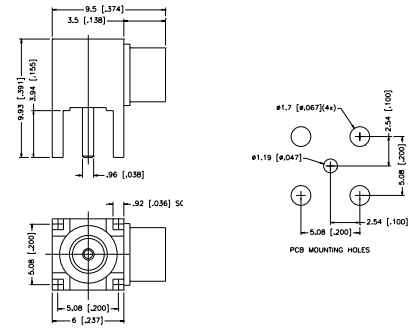

Remark: For 75 ohm connector, add -75 to part number



### RIGHT ANGLE JACK FOR PRINTED CIRCUIT BOARD

P.N.	Cable Group	Finish	Insulation	Impedance	Crimp Tool
252128	N/A	Nickel	Teflon	50	N/A
252129	N/A	Gold	Teflon	50	N/A
252140	N/A	Nickel	Teflon	50	N/A
		2.92 mm [.115"]	LEGS		
252141	N/A	Gold	Teflon	50	N/A
		2.92 mm [.115"]	LEGS		
252142	N/A	Nickel	Teflon	50	N/A
		1.73 mm [.068"]	LEGS		
252143	N/A	Gold	Teflon	50	N/A
		1.73 mm [.068"]	LEGS		
252148	N/A	Nickel	Teflon	50	N/A
		SURFACE MOUNT			
252149	N/A	Gold	Teflon	50	N/A
		SURFACE MOUNT			

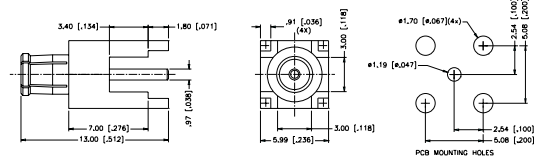
Remark: For 75 ohm connector, add -75 to part number



### STRAIGHT PLUG FOR PRINTED CIRCUIT BOARD

P.N.	Cable Group	Finish	Insulation	Impedance	Crimp Tool
252152	N/A	Nickel	Teflon	50	N/A
252153	N/A	Gold	Teflon	50	N/A

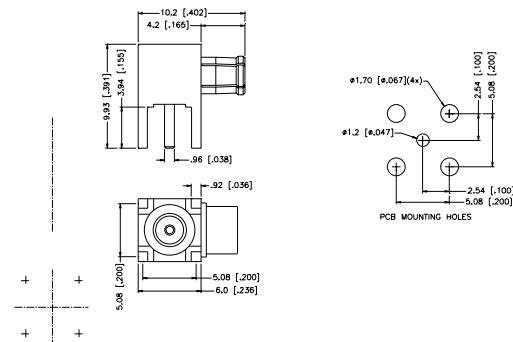
Remark: For 75 ohm connector, add -75 to part number



### RIGHT ANGLE PLUG FOR PRINTED CIRCUIT BOARD

P.N.	Cable Group	Finish	Insulation	Impedance	Crimp Tool
252154	N/A	Nickel	Teflon	50	N/A
252155	N/A	Gold	Teflon	50	N/A

Remark: For 75 ohm connector, add -75 to part number



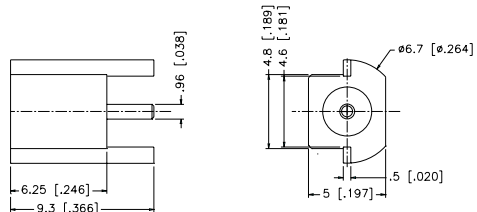
# PRINTED CIRCUIT BOARD. STRAIGHT TERMINAL

For Cable Group Legend, see page 19

## EDGECARD PCB RECEPTACLE

P.N.	Cable Group	Finish	Insulation	Impedance	Crimp Tool
252150	N/A	Nickel	Teflon	50	N/A
252151	N/A	Gold	Teflon	50	N/A

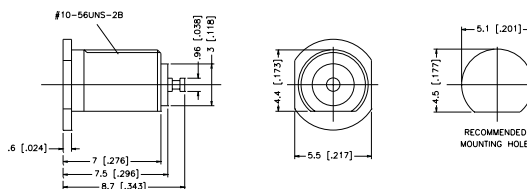
Remark: For 75 ohm connector, add -75 to part number



## STRAIGHT BULKHEAD RECEPTACLE

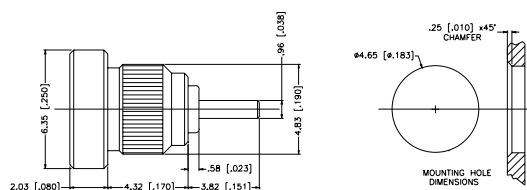
P.N.	Cable Group	Finish	Insulation	Impedance	Crimp Tool
252132	N/A	Nickel	Teflon	50	N/A
252133	N/A	Gold	Teflon	50	N/A

Remark: For 75 ohm connector, add -75 to part number



## STRAIGHT BULKHEAD RECEPTACLE — PRESS FIT

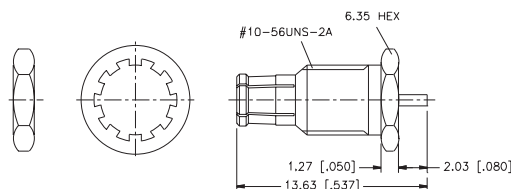
P.N.	Cable Group	Finish	Insulation	Impedance	Crimp Tool
252125	N/A	Nickel	Teflon	50	N/A
252124	N/A	Gold	Teflon	50	N/A



## STRAIGHT BULKHEAD PLUG RECEPTACLE

P.N.	Cable Group	Finish	Insulation	Impedance	Crimp Tool
252172	N/A	Nickel	Teflon	50	N/A
252173	N/A	Gold	Teflon	50	N/A

Remark: For 75 ohm connector, add -75 to part number





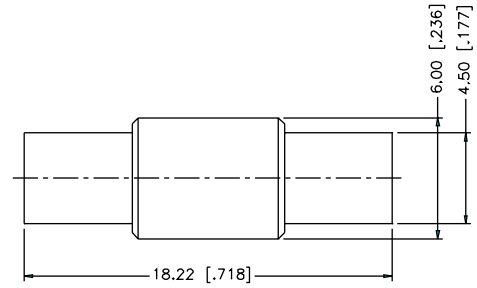
## IN-SERIES ADAPTERS

For Cable Group Legend, see page 19

### JACK-TO-JACK ADAPTER

P.N.	Cable Group	Finish	Insulation	Impedance	Crimp Tool
252168	N/A	Nickel	Teflon	50	N/A
252169	N/A	Gold	Teflon	50	N/A

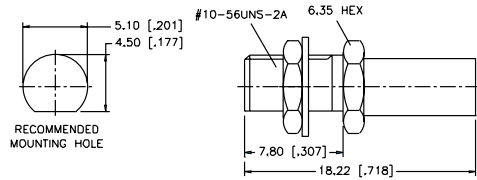
Remark: For 75 ohm connector, add -75 to part number



### JACK-TO-JACK BULKHEAD ADAPTER

P.N.	Cable Group	Finish	Insulation	Impedance	Crimp Tool
252170	N/A	Nickel	Teflon	50	N/A
252171	N/A	Gold	Teflon	50	N/A

Remark: For 75 ohm connector, add -75 to part number





## SMA COAXIAL CONNECTORS

The Connex SMA connectors are semi-precision, sub-miniature, high-frequency connectors which offer reliable broadband performance DC to 18GHz with low reflection and constant 50 ohm impedance.

The main features are high mechanical strength, high durability and low VSWR. Matured design principles, careful manufacturing at all stages and a thorough quality assurance organization are the bases for the well-known quality of Connex SMA connectors.

## ELECTRICAL SPECIFICATIONS

Impedance	50 ohm	
Frequency range	*Semi-rigid cable for .141" or .085" O.D. copper jacket: 0–18 GHz *Flexible cable: 0–12.4 GHz	
Voltage rating	*RG–58, 141, 142, 223: 500v peak *RG–174, 188, 316: 375V peak	
Dielectric withstanding voltage	*.141" & RG–58 cable group: 1000V RMS * .085" & RG–316 cable group: 750V RMS	
VSWR—straight Connectors *f in GHz	*.141" semi-rigid cable group: 1.05 + .005f *RG–174 cable group: 1.15 + .02f	*RG–58 cable group: 1.15 + .01f *RG–178 cable group: 1.20 + .025f
Contact resistance	Center: 2.0 milliohms    Body: 2.0 milliohms    Braid to body: 0.5 milliohms	
Insulation resistance	5000 Megohms	
RF leakage	-90 db min. at 2–3 GHz	
Insertion loss	db max. = .06√freq. GHz.. Test frequency @6.0 GHz	

MILITARY SPECIFICATIONS  
MIL–C–39012 & MIL–C–83517 SMA

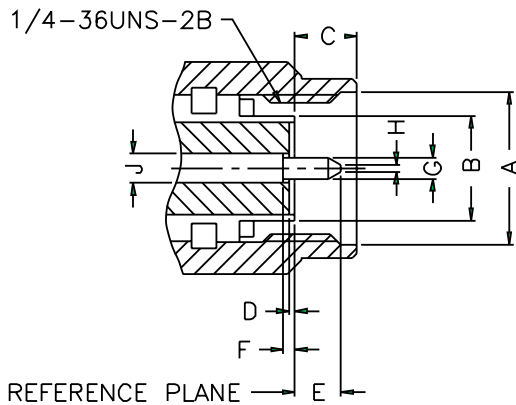
## MATERIAL SPECIFICATIONS

PARTS NAME		MIL STANDARD	ECONOMIC TYPE
Body, coupling nut, other metal parts		Non-magnetic stainless steel per QQ–S–764 #303 finish: passivated	Brass per QQ–B–626 finish: nickel or gold per requirement
Contacts	Male	Brass per QQ–B–626	Brass per QQ–B–626
	Female	Beryllium copper per QQ–C–530 heat treated per MIL–H–7199	Beryllium copper per QQ–C–530 heat treated per MIL–H–7199
		Finish: .00005" min gold plated per MIL–G–45204 type 1, Grade C.	Finish: .00005" min gold plated per MIL–G–45204 type 1, Grade C.
Insulator		PTFE	PTFE
Gasket		Silicone rubber	Silicone rubber
Crimp ferrule		Seamless copper tubing alloy	Seamless copper tubing alloy
Selection Guide		*Suitable for direct mounting on aluminium panels *Lowest cost	*For commercial application only *Lower cost



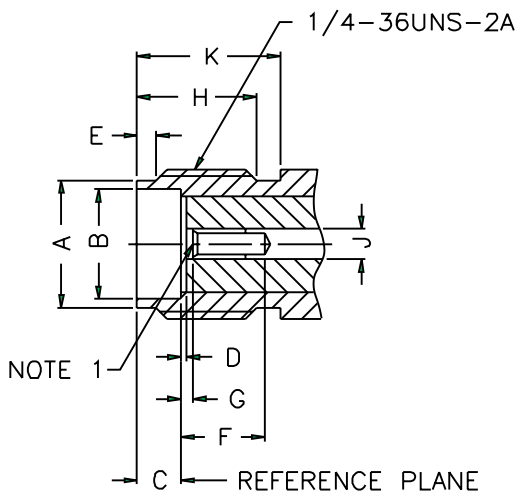
## SMA COAXIAL CONNECTORS

### INTERFACE MATING DIMENSIONS



#### PLUG

Letter	Millimeters [Inches]	
	Minimum	Maximum
A	6.35 [.250]	6.73 [.265]
B	4.53 [.178]	4.59 [.181]
C	2.54 [.100]	3.43 [.135]
D	0.00	0.25 [.010]
E	1.91 [.075]	2.54 [.100]
F	0.00	0.25 [.010]
G	0.90 [.035]	0.94 [.037]
H	0.00	0.38 [.015]
J	1.24 [.049]	1.30 [.051]



#### JACK

Letter	Millimeters [Inches]	
	Minimum	Maximum
A	5.28 [.208]	5.49 [.216]
B	4.60 [.181]	4.67 [.184]
C	1.88 [.074]	1.98 [.078]
D	0.00	0.25 [.010]
E	0.38 [.015]	1.14 [.045]
F	2.92 [.115]	–
G	0.00	0.25 [.010]
H	4.32 [.170]	–
J	1.24 [.049]	1.30 [.051]
K	5.54 [.218]	–

NOTE: 1. I.D. TO MEET VSWR AND CONTACT RESISTANCE WHEN MATED WITH 1.32/1.37 MM DIA. PIN.

## SMA COAXIAL CONNECTORS

All connectors listed, unless otherwise noted, are Commercial Grade construction, gold-plated brass bodies with 50 $\mu$ " gold contacts. All insulators are teflon. All other parameters are equal to Mil Standard construction.

Mil Standard connectors, i.e. Stainless Steel body, available upon request as per material specifications listed in Material section on preceding page.

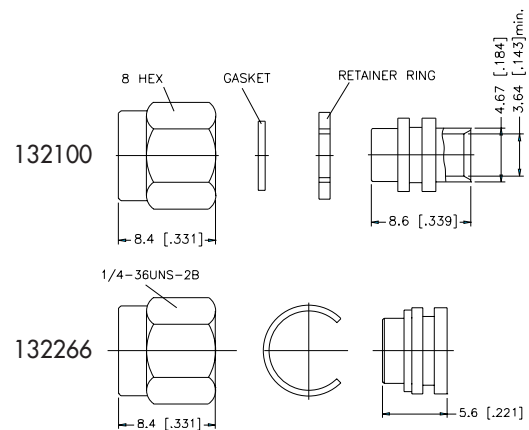
All dimensions in millimeters and [inches].

C A B L E G R O U P L E G E N D					
01	58/ 58A/ 58C/ 141/ 303/ LMR195™/ B7806A	06A	179/ U DOUBLE BRAIDED	09	B8227/ 89207
01A	55/ 142/ 223/ 400	07	8/ 8A/ 213/ 393	10	.141 SEMI-RIGID/ 402/U
01B	LMR200™/ B7807A	07A	214	11	.085 SEMI-RIGID/ 405/U
02	58 PLENUM/THINNET/ 122U/ B88240/ B89907	07B	8X/ LMR240™/ B7808A	12	.250 SEMI-RIGID
03	59/ 62/ 140/ 210	07C	B9913/ LMR400™/ B7810A/ B8214	13	.047 SEMI-RIGID/ B1674A
03A	59/ U-20AWG	07D	B89913	14	178/ 196
04	59/ U PLENUM	07E	11	15	B8281/ B9231/ B9141
04A	59/ U PLENUM-20AWG	07F	11/ U-14AWG/ B8213/ B9292/ B7731/ B1859A	15A	B88281
05	174/ 188A/ 316/ B7805A	08	6/ 143/ 212	16	180/ 195/ 122/ B8218/ B1865A/ B1855
05A	316/ U DOUBLE BRAIDED	08A	B1694A/ B9248	17	LMR600™
06	179/ 187/ B9221	08B	6 PLENUM/ B1695A	18	AT&T734A/ B1505A
				19	AT&T735A/ B735A1

### DIRECT SOLDER FOR SEMI-RIGID .047", .085" AND .141" CABLE

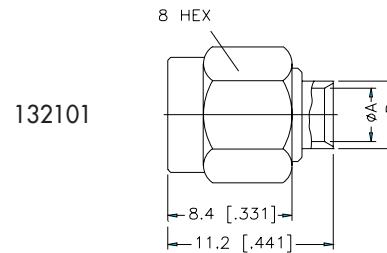
#### STRAIGHT CABLE PLUG — CABLE CENTER CONTACT

P.N.	Cable Group	Finish	Insulation	Impedance	Crimp Tool
132100	10	Gold	N/A	50	N/A
132100SS	10	S/S STAINLESS STEEL	N/A	50	N/A
132266	10	Gold SHORT PROFILE	N/A	50	N/A
132266SS	10	S/S STAINLESS STEEL, SHORT PROFILE	N/A	50	N/A

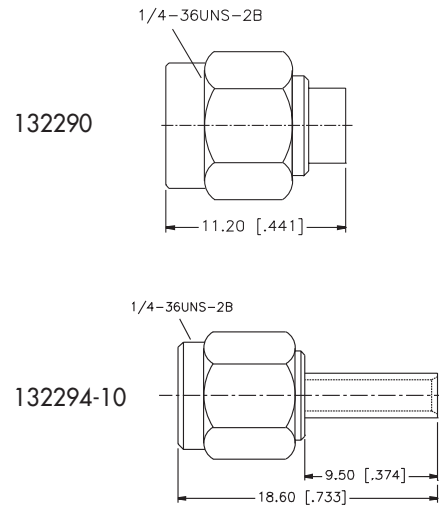


#### STRAIGHT CABLE PLUG — WITH CONTACT

P.N.	Cable Group	Finish	Insulation	Impedance	Crimp Tool
132101	11	Gold	Teflon	50	N/A
132102	10	Gold	Teflon	50	N/A
132200	10	Gold STAINLESS STEEL	Teflon	50	N/A
132248	11	Gold STAINLESS STEEL NUT	Teflon	50	N/A
132296	12	Gold	Teflon	50	N/A
132249	13	Gold	Teflon	50	N/A



132290	10	Gold CONTACT IN BODY	Teflon	50	N/A
132294	11	Gold CONTACT IN BODY	Teflon	50	N/A
132290-10	10	Gold EXTENDED BODY	Teflon	50	N/A
132294-10	11	Gold EXTENDED BODY	Teflon	50	N/A



Cable: .047" Cable, A = 1.24 mm [.049"] min,  
 B = 3.0 mm [.118"] min  
 .085" Cable, A = 2.2 mm [.087"] min,  
 B = 3.0 mm [.118"] min  
 .141" Cable, A = 3.6 mm [.142"] min,  
 B = 4.6 mm [.181"] min

For Reverse Polarized connectors, add RP to standard part number. Contact Connex marketing for availability.  
 For Reverse Threaded connectors, add RT to standard part number. Contact Connex marketing for availability.  
 For Crimp Tool information, see page 183.

**DIRECT SOLDER FOR SEMI-RIGID .047", .085" AND .141" CABLE**

For Cable Group Legend, see page 27

**STRAIGHT CABLE PLUG — WITH CONTACT — TORQUE NUT**

P.N.	Cable Group	Finish	Insulation	Impedance	Crimp Tool
------	-------------	--------	------------	-----------	------------

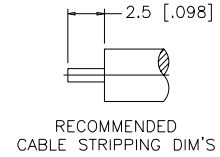
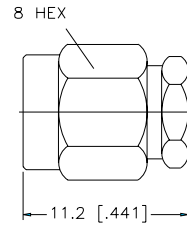
132179	10	Gold	Teflon	50	N/A
STAINLESS STEEL NUT					

132188	11	Gold	Teflon	50	N/A
STAINLESS STEEL NUT					

Cable: .047" Cable, A = 1.24 mm [.049"] min,  
B = 3.0 mm [.118"] min

.085" Cable, A = 2.2 mm [.087"] min,  
B = 3.0 mm [.118"] min

.141" Cable, A = 3.6 mm [.142"] min,  
B = 4.6 mm [.181"] min

**RIGHT ANGLE CABLE PLUG DC — 12.4 GHz**

P.N.	Cable Group	Finish	Insulation	Impedance	Crimp Tool
------	-------------	--------	------------	-----------	------------

132112	10	Gold	Teflon	50	N/A
--------	----	------	--------	----	-----

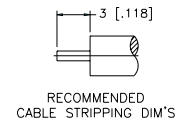
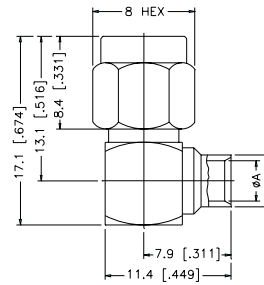

132201	10	Gold	Teflon	50	N/A
STAINLESS STEEL NUT					

132111	11	Gold	Teflon	50	N/A
132250	13	Gold	Teflon	50	N/A

Cable: .047" Cable, A = 1.24 mm [.049"] min,  
B = 3.0 mm [.118"] min

.085" Cable, A = 2.2 mm [.087"] min,  
B = 3.0 mm [.118"] min

.141" Cable, A = 3.6 mm [.142"] min,  
B = 4.6 mm [.181"] min

**STRAIGHT CABLE JACK**

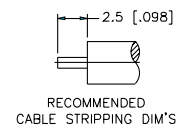
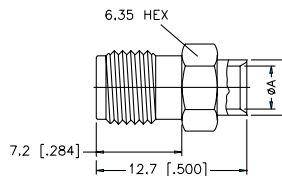

P.N.	Cable Group	Finish	Insulation	Impedance	Crimp Tool
------	-------------	--------	------------	-----------	------------

132104	10	Gold	Teflon	50	N/A
132103	11	Gold	Teflon	50	N/A
132257	13	Gold	Teflon	50	N/A

Cable: .047" Cable, A = 1.24 mm [.049"] min,  
B = 3.0 mm [.118"] min

.085" Cable, A = 2.2 mm [.087"] min,  
B = 3.0 mm [.118"] min

.141" Cable, A = 3.6 mm [.142"] min,  
B = 4.6 mm [.181"] min

**BULKHEAD FEEDTHROUGH CABLE JACK — O-RING SEAL**

P.N.	Cable Group	Finish	Insulation	Impedance	Crimp Tool
------	-------------	--------	------------	-----------	------------

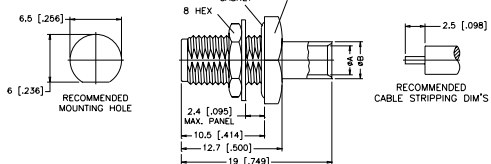

132106	10	Gold	Teflon	50	N/A
132105	11	Gold	Teflon	50	N/A
132251	13	Gold	Teflon	50	N/A

132273	13	Gold	Teflon	50	N/A
EXTENDED BODY .725"					

Cable: .047" Cable, A = 1.24 mm [.049"] min,  
B = 3.0 mm [.118"] min

.085" Cable, A = 2.2 mm [.087"] min,  
B = 3.0 mm [.118"] min

.141" Cable, A = 3.6 mm [.142"] min,  
B = 4.6 mm [.181"] min



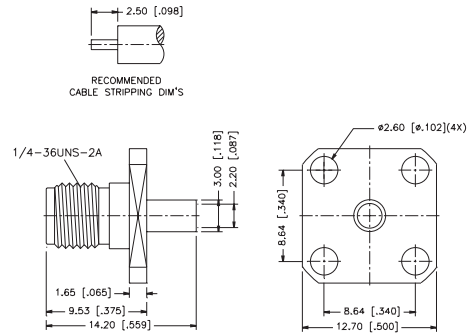
## DIRECT SOLDER FOR SEMI-RIGID .047", .085" AND .141" CABLE

For Cable Group Legend, see page 27

### PANEL MOUNT CABLE JACK — 4 HOLE SQUARE FLANGE

P.N.	Cable Group	Finish	Insulation	Impedance	Crimp Tool
132107	11	Gold	Teflon	50	N/A
132108	10	Gold	Teflon	50	N/A
132252	13	Gold	Teflon	50	N/A

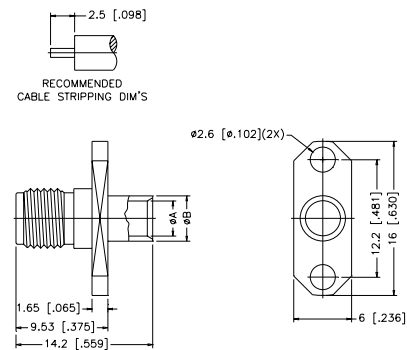

Cable: .047" Cable, A = 1.24 mm [.049"] min,  
B = 3.0 mm [.118"] min  
.085" Cable, A = 2.2 mm [.087"] min,  
B = 3.0 mm [.118"] min  
.141" Cable, A = 3.6 mm [.142"] min,  
B = 4.6 mm [.181"] min



### PANEL MOUNT CABLE JACK — 2 HOLE FLANGE

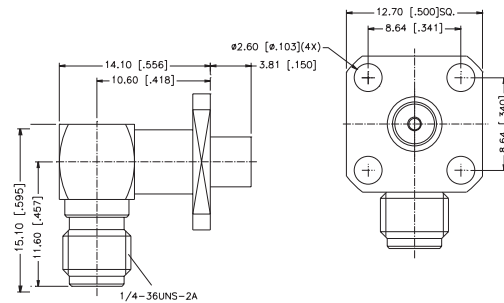

P.N.	Cable Group	Finish	Insulation	Impedance	Crimp Tool
132109	11	Gold	Teflon	50	N/A
132110	10	Gold	Teflon	50	N/A
132253	13	Gold	Teflon	50	N/A

Cable: .047" Cable, A = 1.24 mm [.049"] min,  
B = 3.0 mm [.118"] min  
.085" Cable, A = 2.2 mm [.087"] min,  
B = 3.0 mm [.118"] min  
.141" Cable, A = 3.6 mm [.142"] min,  
B = 4.6 mm [.181"] min



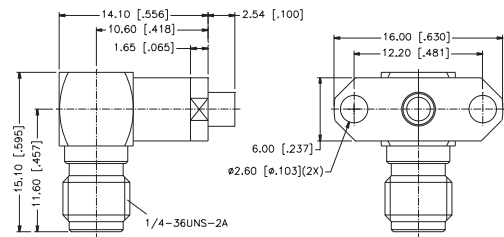

### RIGHT ANGLE PANEL MOUNT CABLE JACK — 4-HOLE SQUARE FLANGE

P.N.	Cable Group	Finish	Insulation	Impedance	Crimp Tool
132293	11	Gold	Teflon	50	N/A
132292	10	Gold	Teflon	50	N/A



### RIGHT ANGLE PANEL MOUNT CABLE JACK — 2-HOLE FLANGE

P.N.	Cable Group	Finish	Insulation	Impedance	Crimp Tool
132325	11	Gold	Teflon	50	N/A
132324	10	Gold	Teflon	50	N/A



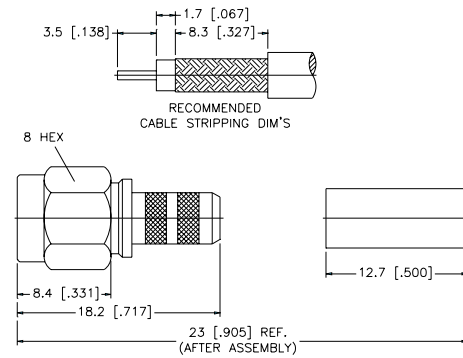
For Reverse Polarized connectors, add RP to standard part number. Contact Connex marketing for availability.  
For Reverse Threaded connectors, add RT to standard part number. Contact Connex marketing for availability.  
For Crimp Tool information, see page 183.

## CRIMP TERMINATIONS FOR FLEXIBLE CABLE

For Cable Group Legend, see page 27

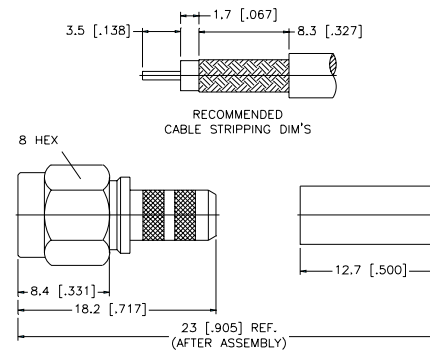
### STRAIGHT CRIMP PLUG — STANDARD CABLE

P.N.	Cable Group	Finish	Insulation	Impedance	Crimp Tool
132113	01	Gold	Teflon	50	A
132195	01A	Gold	Teflon	50	A
132234	01B	Gold	Teflon	50	A
132231	07B	Gold	Teflon	50	A
132298	07C	Gold	Teflon	50	L



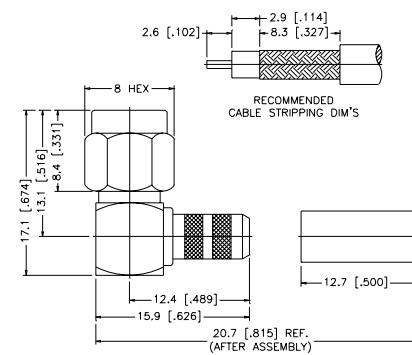
### STRAIGHT CRIMP PLUG — MINIATURE CABLE

P.N.	Cable Group	Finish	Insulation	Impedance	Crimp Tool
132114	05	Gold	Teflon	50	B
132114SS	05	Gold	Teflon	50	B
	STAINLESS STEEL				
132174	05	Gold	Teflon	50	B
	STAINLESS STEEL NUT				
132178	05A	Gold	Teflon	50	C
132193	14	Gold	Teflon	50	B
132242	16	Gold	Teflon	50	B



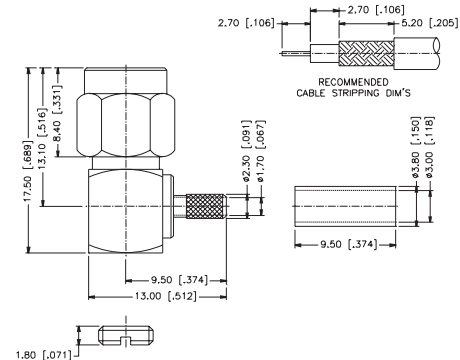
### RIGHT ANGLE CRIMP PLUG — STANDARD CABLE

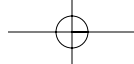
P.N.	Cable Group	Finish	Insulation	Impedance	Crimp Tool
132122	01	Gold	Teflon	50	A
132122SS	01	Gold	Teflon	50	A
	STAINLESS STEEL				
132194	01A	Gold	Teflon	50	A
132235	01B	Gold	Teflon	50	A
132239	07B	Gold	Teflon	50	A
132299	07C	Gold	Teflon	50	L



### RIGHT ANGLE CRIMP PLUG — MINIATURE CABLE

P.N.	Cable Group	Finish	Insulation	Impedance	Crimp Tool
132123	05	Gold	Teflon	50	B
132182	05A	Gold	Teflon	50	C
132173	14	Gold	Teflon	50	B
132272	16	Gold	Teflon	50	B



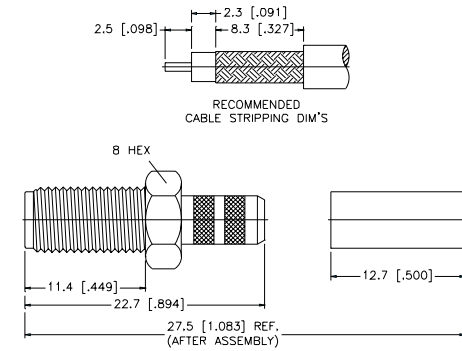



# CRIMP TERMINATIONS FOR FLEXIBLE CABLE

For Cable Group Legend, see page 27

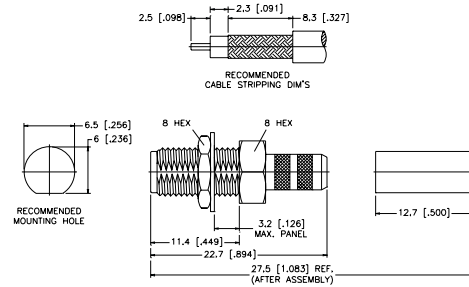
## STRAIGHT CRIMP JACK — STANDARD & MINIATURE CABLE

P.N.	Cable Group	Finish	Insulation	Impedance	Crimp Tool
<b>STANDARD CABLE</b>					
132116	01	Gold	Teflon	50	A
132197	01A	Gold	Teflon	50	A
132236	01B	Gold	Teflon	50	A
132240	07B	Gold	Teflon	50	A
132332	07C	Gold	Teflon	50	L
<b>MINIATURE CABLE</b>					
132117	05	Gold	Teflon	50	B
132198	05A	Gold	Teflon	50	C
132229	05	Gold	Teflon	50	B
<b>SHORT BODY</b>					
132279	14	Gold	Teflon	50	B



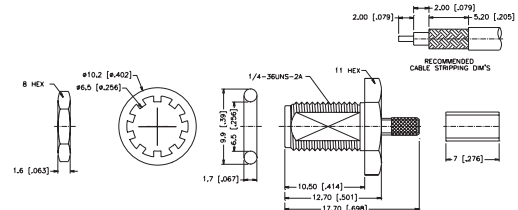

## BULKHEAD CRIMP JACK — STANDARD & MINIATURE CABLE

P.N.	Cable Group	Finish	Insulation	Impedance	Crimp Tool
<b>STANDARD CABLE</b>					
132118	01	Gold	Teflon	50	A
132191	01A	Gold	Teflon	50	A
132237	01B	Gold	Teflon	50	A
132241	07B	Gold	Teflon	50	A
132333	07C	Gold	Teflon	50	L
<b>MINIATURE CABLE</b>					
132119	05	Gold	Teflon	50	B
132176	05A	Gold	Teflon	50	C
132220	14	Gold	Teflon	50	B



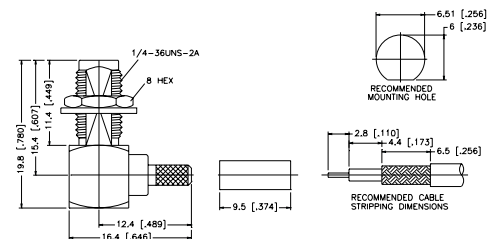

## BULKHEAD CRIMP JACK — O-RING SEAL — STANDARD & MINIATURE CABLE

P.N.	Cable Group	Finish	Insulation	Impedance	Crimp Tool
<b>STANDARD CABLE</b>					
132280	01	Gold	Teflon	50	A
132281	01A	Gold	Teflon	50	A
132282	01B	Gold	Teflon	50	A
132283	07B	Gold	Teflon	50	A
<b>MINIATURE CABLE</b>					
132284	05	Gold	Teflon	50	B
132285	05A	Gold	Teflon	50	C
132286	14	Gold	Teflon	50	B

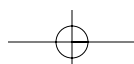


## RIGHT ANGLE BULKHEAD CRIMP JACK — STANDARD & MINIATURE CABLE

P.N.	Cable Group	Finish	Insulation	Impedance	Crimp Tool
132246	01	Gold	Teflon	50	A
132260	01A	Gold	Teflon	50	A
132245	05	Gold	Teflon	50	B
132259	05A	Gold	Teflon	50	C



For Reverse Polarized connectors, add RP to standard part number. Contact Connex marketing for availability.  
 For Reverse Threaded connectors, add RT to standard part number. Contact Connex marketing for availability.  
 For Crimp Tool information, see page 183.



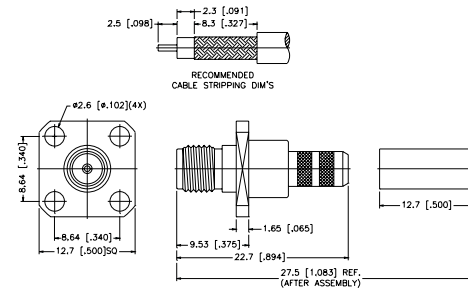


## CRIMP TERMINATIONS FOR FLEXIBLE CABLE

For Cable Group Legend, see page 27

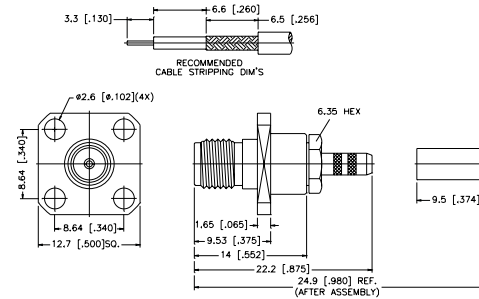
### PANEL CRIMP JACK — STANDARD CABLE

P.N.	Cable Group	Finish	Insulation	Impedance	Crimp Tool
132120	01	Gold	Teflon	50	A
132254	01A	Gold	Teflon	50	A



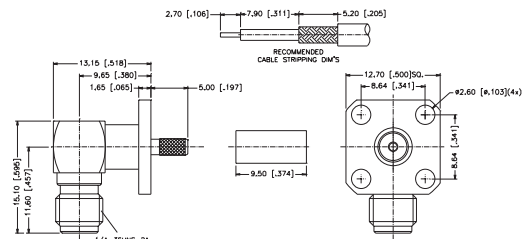

### PANEL CRIMP JACK — MINIATURE CABLE

P.N.	Cable Group	Finish	Insulation	Impedance	Crimp Tool
132121	05	Gold	Teflon	50	B
132199	05A	Gold	Teflon	50	C



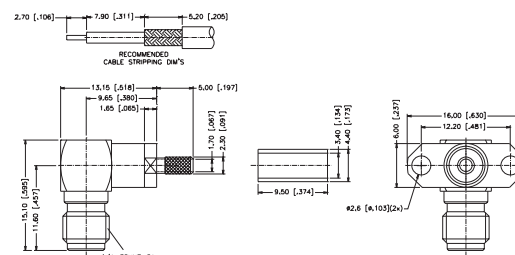
### RIGHT ANGLE PANEL JACK — 4-HOLE FLANGE

P.N.	Cable Group	Finish	Insulation	Impedance	Crimp Tool
132326	05	Gold	Teflon	50	B
132321	05A	Gold	Teflon	50	C
132327	14	Gold	Teflon	50	B



### RIGHT ANGLE PANEL JACK — 2-HOLE FLANGE

P.N.	Cable Group	Finish	Insulation	Impedance	Crimp Tool
132328	05	Gold	Teflon	50	B
132329	05A	Gold	Teflon	50	C
132330	14	Gold	Teflon	50	B

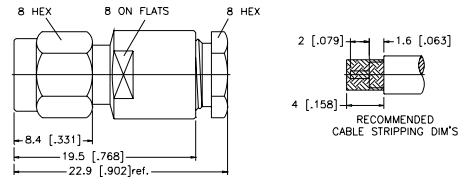


# CLAMP TERMINATIONS FOR FLEXIBLE CABLE

For Cable Group Legend, see page 27

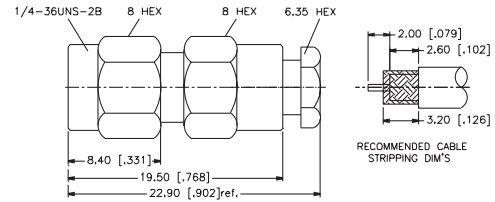
## STRAIGHT CLAMP PLUG — STANDARD CABLE

P.N.	Cable Group	Finish	Insulation	Impedance	Crimp Tool
132125	01	Gold	Teflon	50	N/A



## STRAIGHT CLAMP PLUG — MINIATURE CABLE

P.N.	Cable Group	Finish	Insulation	Impedance	Crimp Tool
132124	05	Gold	Teflon	50	N/A



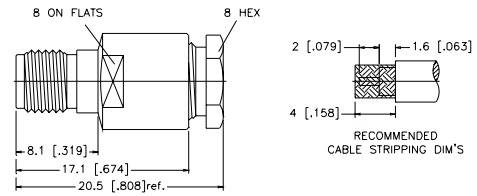

For Reverse Polarized connectors, add RP to standard part number. Contact Connex marketing for availability.  
 For Reverse Threaded connectors, add RT to standard part number. Contact Connex marketing for availability.  
 For Crimp Tool information, see page 183.

# CLAMP TERMINATIONS FOR FLEXIBLE CABLE

For Cable Group Legend, see page 27

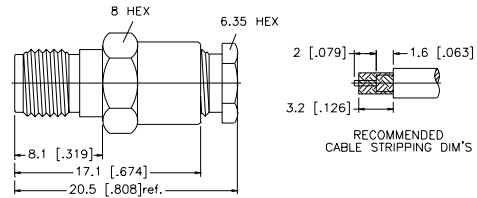
## STRAIGHT CLAMP JACK — STANDARD CABLE

P.N.	Cable Group	Finish	Insulation	Impedance	Crimp Tool
132127	01	Gold	Teflon	50	N/A



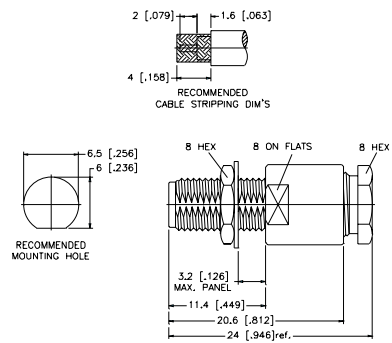
## STRAIGHT CLAMP JACK — MINIATURE CABLE

P.N.	Cable Group	Finish	Insulation	Impedance	Crimp Tool
132126	05	Gold	Teflon	50	N/A



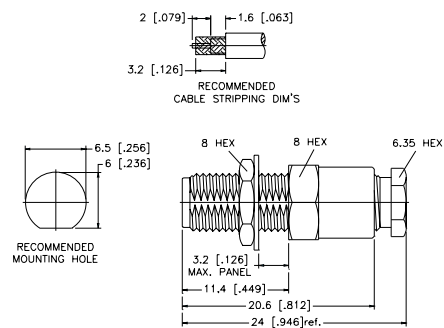
## BULKHEAD CLAMP JACK — STANDARD CABLE

P.N.	Cable Group	Finish	Insulation	Impedance	Crimp Tool
132129	01	Gold	Teflon	50	N/A



## BULKHEAD CLAMP JACK — MINIATURE CABLE

P.N.	Cable Group	Finish	Insulation	Impedance	Crimp Tool
132128	05	Gold	Teflon	50	N/A

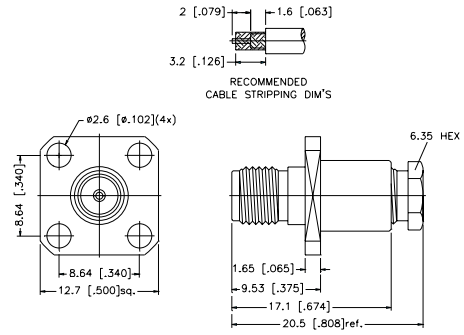


# CLAMP TERMINATIONS FOR FLEXIBLE CABLE

For Cable Group Legend, see page 27

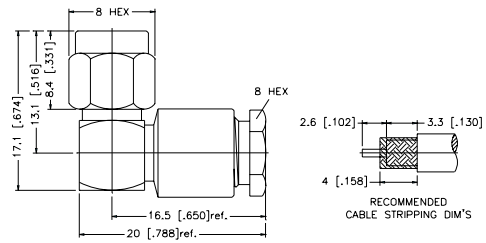

## PANEL CLAMP JACK — MINIATURE CABLE

P.N.	Cable Group	Finish	Insulation	Impedance	Crimp Tool
132130	05	Gold	Teflon	50	N/A



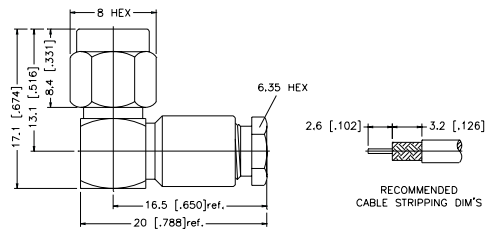

## RIGHT ANGLE CLAMP PLUG — STANDARD CABLE

P.N.	Cable Group	Finish	Insulation	Impedance	Crimp Tool
132132	01	Gold	Teflon	50	N/A



## RIGHT ANGLE CLAMP PLUG — MINIATURE CABLE

P.N.	Cable Group	Finish	Insulation	Impedance	Crimp Tool
132131	05	Gold	Teflon	50	N/A



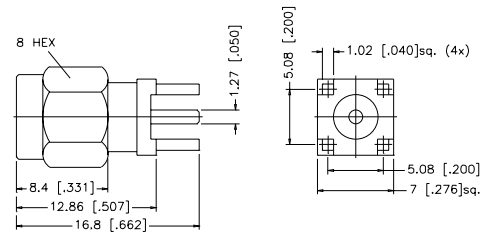
For Reverse Polarized connectors, add RP to standard part number. Contact Connex marketing for availability.  
 For Reverse Threaded connectors, add RT to standard part number. Contact Connex marketing for availability.  
 For Crimp Tool information, see page 183.

PRINTED CIRCUIT BOARD/STRAIGHT TERMINALS

For Cable Group Legend, see page 27

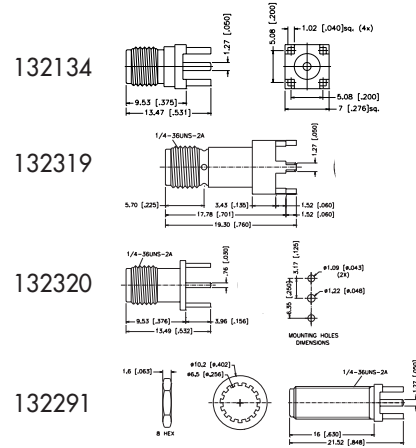
STRAIGHT PLUG FOR P.C. BOARD

P.N.	Cable Group	Finish	Insulation	Impedance	Crimp Tool
132133	N/A	Gold	Teflon	50	N/A



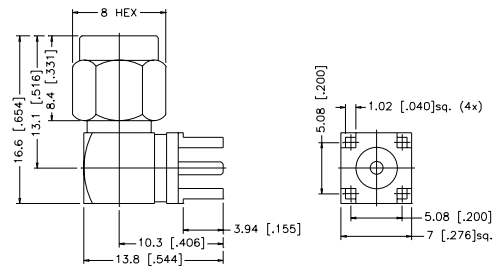

STRAIGHT JACK FOR P.C. BOARD

P.N.	Cable Group	Finish	Insulation	Impedance	Crimp Tool
132134	N/A	Gold	Teflon	50	N/A
132134-10	N/A	Gold	Teflon	50	N/A
	SURFACE MOUNT				
132319	N/A	Gold	Teflon	50	N/A
	EXTENDED BOCY				
132320	N/A	Gold	Teflon	50	N/A
	2-HOLE PCB MOUNT				
132291	N/A	Gold	Teflon	50	N/A
	BULKHEAD MOUNT				



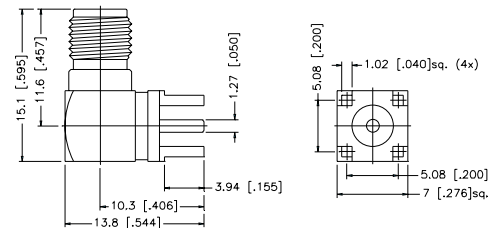
RIGHT ANGLE PLUG FOR P.C. BOARD

P.N.	Cable Group	Finish	Insulation	Impedance	Crimp Tool
132135	N/A	Gold	Teflon	50	N/A



RIGHT ANGLE JACK FOR P.C. BOARD

P.N.	Cable Group	Finish	Insulation	Impedance	Crimp Tool
132136	N/A	Gold	Teflon	50	N/A
132225	N/A	Gold	Teflon	50	N/A
	DIECAST BODY				

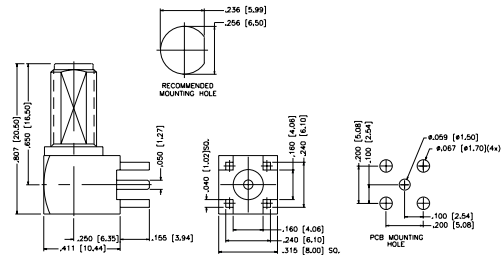


# PRINTED CIRCUIT BOARD/STRAIGHT TERMINALS

For Cable Group Legend, see page 27

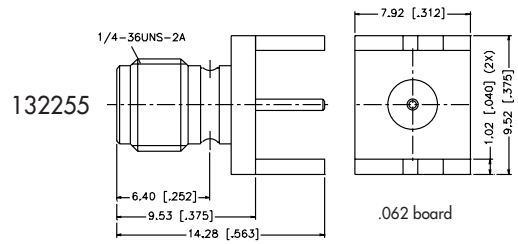
## RIGHT ANGLE BULKHEAD JACK FOR P.C. BOARD

P.N.	Cable Group	Finish	Insulation	Impedance	Crimp Tool
132203	N/A	Gold	Teflon	50	N/A



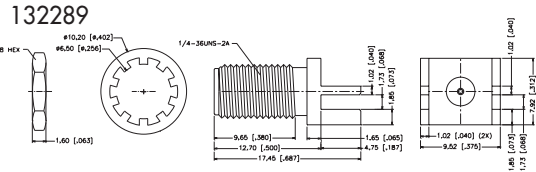
## END LAUNCH JACK RECEPTACLE

P.N.	Cable Group	Finish	Insulation	Impedance	Crimp Tool
132255	N/A	Gold	Teflon	50	N/A

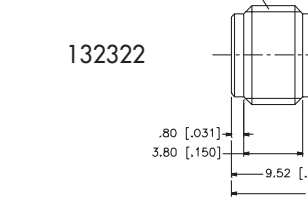


132289	N/A	Gold	Teflon	50	N/A
--------	-----	------	--------	----	-----

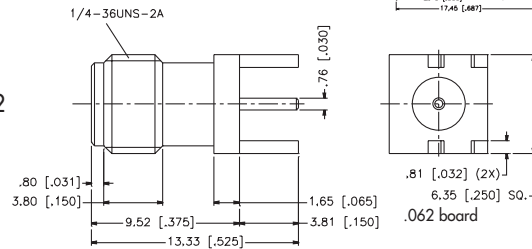
BULKHEAD MOUNT



132322	N/A	Gold	Teflon	50	N/A
--------	-----	------	--------	----	-----

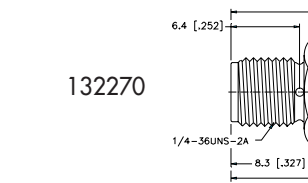


132322

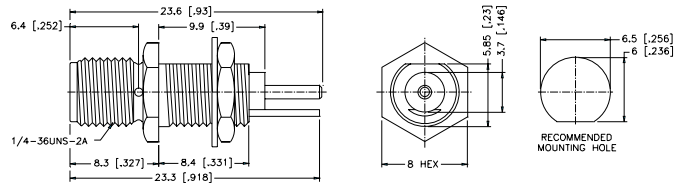


132270	N/A	Gold	Teflon	50	N/A
--------	-----	------	--------	----	-----

BULKHEAD MOUNT



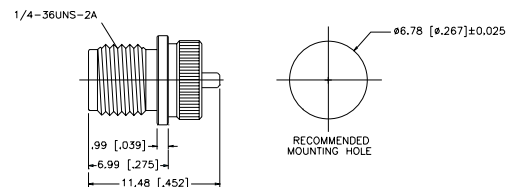
132270



## PRESS FIT RECEPTACLE

P.N.	Cable Group	Finish	Insulation	Impedance	Crimp Tool
132264	N/A	Gold	Teflon	50	N/A
132264SS	N/A	S/S	Teflon	50	N/A
132264-10SS	N/A	S/S	Teflon	50	N/A

SOLDER POT CONTACT



For Reverse Polarized connectors, add RP to standard part number. Contact Connex marketing for availability.  
 For Reverse Threaded connectors, add RT to standard part number. Contact Connex marketing for availability.  
 For Crimp Tool information, see page 183.

# BULKHEAD MOUNT/SOLDER POT TERMINALS

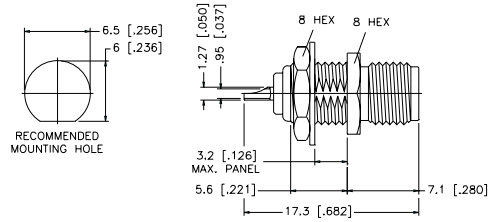
For Cable Group Legend, see page 27

## BULKHEAD JACK RECEPTACLE — FRONT MOUNT

P.N.	Cable Group	Finish	Insulation	Impedance	Crimp Tool
132137	N/A	Gold	Teflon	50	N/A

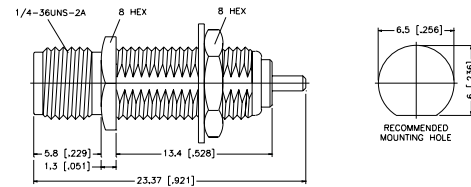


132137



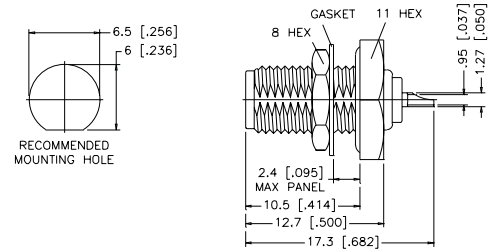
132271	N/A	Gold	Teflon	50	N/A
EXTENDED BODY, BLUNT POST					

132271



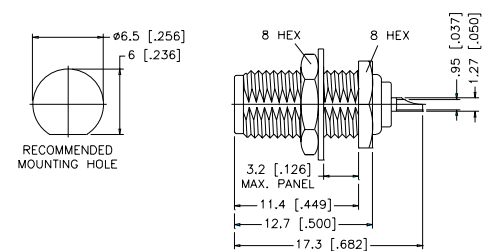
## BULKHEAD JACK RECEPTACLE — REAR MOUNT

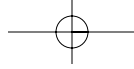
P.N.	Cable Group	Finish	Insulation	Impedance	Crimp Tool
132138	N/A	Gold	Teflon	50	N/A



## BULKHEAD JACK RECEPTACLE — REAR MOUNT

P.N.	Cable Group	Finish	Insulation	Impedance	Crimp Tool
132139	N/A	Gold	Teflon	50	N/A
132227	N/A	Gold	Teflon	50	N/A
FLATWASHER					



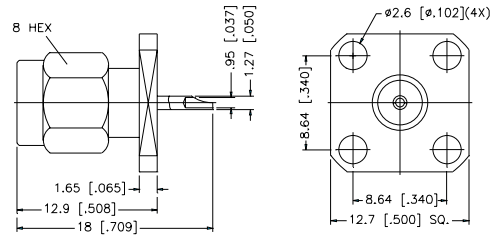


# PANEL MOUNT/SOLDER POT TERMINALS

For Cable Group Legend, see page 27

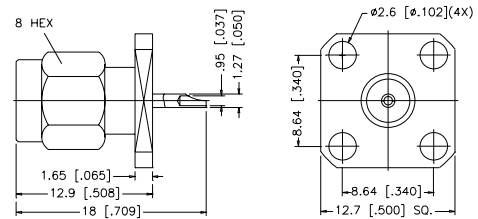
## PANEL MOUNT PLUG RECEPTACLE — 4-HOLE SQUARE FLANGE

P.N.	Cable Group	Finish	Insulation	Impedance	Crimp Tool
132140	N/A	Gold	Teflon	50	N/A



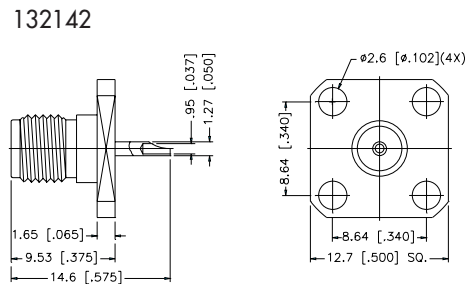
## PANEL MOUNT PLUG RECEPTACLE — 2-HOLE FLANGE

P.N.	Cable Group	Finish	Insulation	Impedance	Crimp Tool
132141	N/A	Gold	Teflon	50	N/A



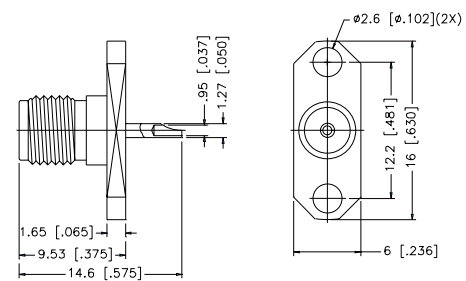
## PANEL MOUNT JACK RECEPTACLE — 4-HOLE SQUARE FLANGE

P.N.	Cable Group	Finish	Insulation	Impedance	Crimp Tool
132142	N/A	Gold	Teflon	50	N/A
132215	N/A	Gold	Teflon	50	N/A
12.7 mm [.500"] MOUNTING HOLES					
132304	N/A	Gold	Teflon	50	N/A
18.2 mm [.718"] MOUNTING HOLES					

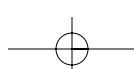


## PANEL MOUNT JACK RECEPTACLE — 2-HOLE FLANGE

P.N.	Cable Group	Finish	Insulation	Impedance	Crimp Tool
132143	N/A	Gold	Teflon	50	N/A



For Reverse Polarized connectors, add RP to standard part number. Contact Connex marketing for availability.  
 For Reverse Threaded connectors, add RT to standard part number. Contact Connex marketing for availability.  
 For Crimp Tool information, see page 183.



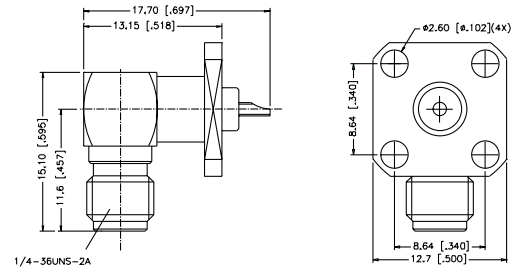


## PANEL MOUNT/SOLDER POT TERMINALS

For Cable Group Legend, see page 27

### RIGHT ANGLE PANEL MOUNT JACK RECEPTACLE — 4 HOLE SQUARE FLANGE

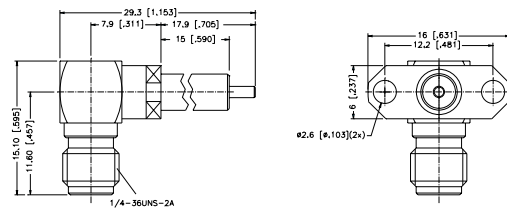
P.N.	Cable Group	Finish	Insulation	Impedance	Crimp Tool
132267	N/A	Gold	Teflon	50	N/A



### RIGHT ANGLE PANEL MOUNT JACK RECEPTACLE — 2-HOLE 90% FLANGE — EXPOSED TFE TYPE

P.N.	Cable Group	Finish	Insulation	Impedance	Crimp Tool
132275	N/A	Gold	Teflon	50	N/A

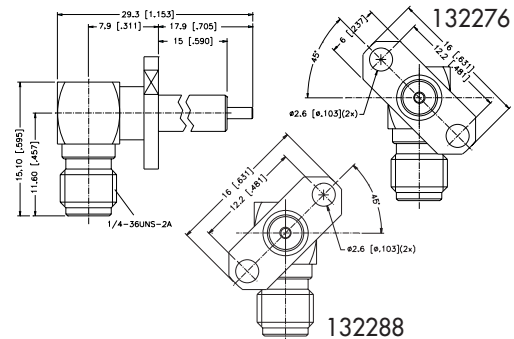
Remark: Extended teflon insulation available in various lengths. Contact Connex marketing department for part number and availability.



### RIGHT ANGLE PANEL MOUNT JACK RECEPTACLE — 2-HOLE 45% FLANGE — EXPOSED TFE TYPE

P.N.	Cable Group	Finish	Insulation	Impedance	Crimp Tool
132276	N/A	Gold	Teflon	50	N/A
132288	N/A	Gold	Teflon	50	N/A

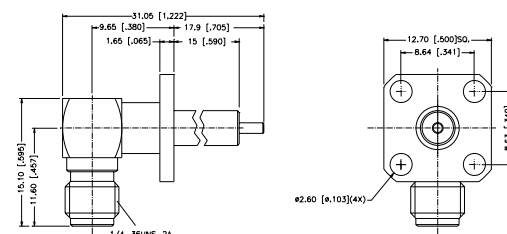
Remark: Extended teflon insulation available in various lengths. Contact Connex marketing department for part number and availability.

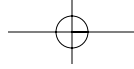


### RIGHT ANGLE PANEL MOUNT RECEPTACLE — 4-HOLE FLANGE — EXPOSED TFE TYPE

P.N.	Cable Group	Finish	Insulation	Impedance	Crimp Tool
132318	N/A	Gold	Teflon	50	N/A

Remark: Extended teflon insulation available in various lengths. Contact Connex marketing department for part number and availability.





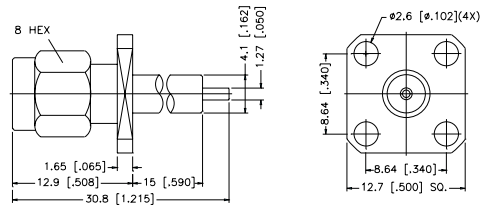
# PANEL MOUNT/SOLDER POT TERMINALS

For Cable Group Legend, see page 27

## PANEL MOUNT PLUG RECEPTACLE — 4-HOLE SQUARE FLANGE — EXPOSED TFE TYPE

P.N.	Cable Group	Finish	Insulation	Impedance	Crimp Tool
132144	N/A	Gold	Teflon	50	N/A
132300	N/A	Gold	Teflon	50	N/A
0.25 (.010") contact, 3.17 (.125") Teflon diameter					

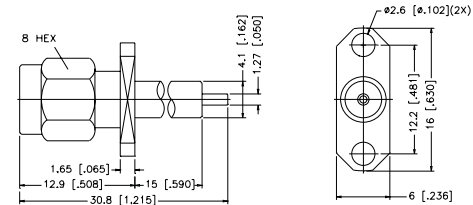
Remark: Extended teflon insulation available in various lengths. Contact Connex marketing department for part number and availability.



## PANEL MOUNT PLUG RECEPTACLE — 2-HOLE FLANGE — EXPOSED TFE TYPE

P.N.	Cable Group	Finish	Insulation	Impedance	Crimp Tool
132145	N/A	Gold	Teflon	50	N/A
132301	N/A	Gold	Teflon	50	N/A
0.25 (.010") contact, 3.17 (.125") Teflon diameter					

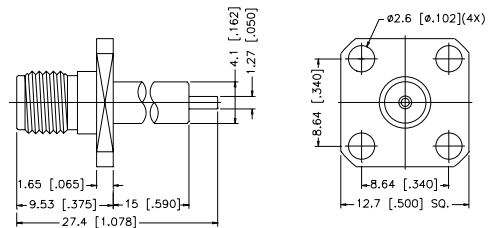
Remark: Extended teflon insulation available in various lengths. Contact Connex marketing department for part number and availability.



## PANEL MOUNT JACK RECEPTACLE — 4-HOLE SQUARE FLANGE — EXPOSED TFE TYPE

P.N.	Cable Group	Finish	Insulation	Impedance	Crimp Tool
132146	N/A	Gold	Teflon	50	N/A
132302	N/A	Gold	Teflon	50	N/A
0.25 (.010") contact, 3.17 (.125") Teflon diameter					

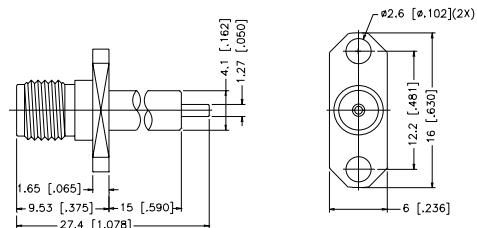
Remark: Extended teflon insulation available in various lengths. Contact Connex marketing department for part number and availability.



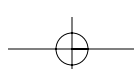
## PANEL MOUNT JACK RECEPTACLE — 2-HOLE FLANGE — EXPOSED TFE TYPE

P.N.	Cable Group	Finish	Insulation	Impedance	Crimp Tool
132147	N/A	Gold	Teflon	50	N/A
132224	N/A	Gold	Teflon	50	N/A
0.25 (.010") contact, 3.17 (.125") Teflon diameter					

Remark: Extended teflon insulation available in various lengths. Contact Connex marketing department for part number and availability.



For Reverse Polarized connectors, add RP to standard part number. Contact Connex marketing for availability.  
 For Reverse Threaded connectors, add RT to standard part number. Contact Connex marketing for availability.  
 For Crimp Tool information, see page 183.

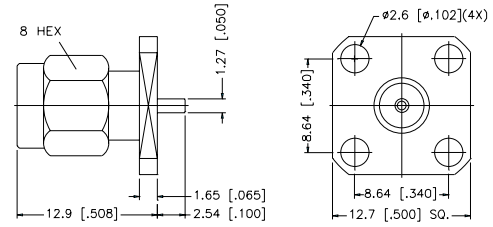


## PANEL MOUNT/SOLDER POT TERMINALS

For Cable Group Legend, see page 27

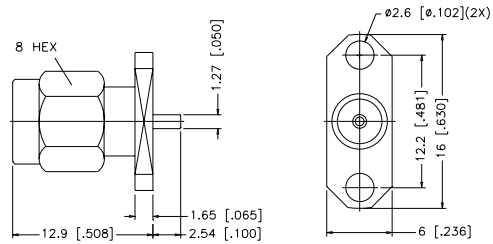
### PANEL MOUNT PLUG RECEPTACLE — 4 HOLE SQUARE FLANGE — BLUNT POST

P.N.	Cable Group	Finish	Insulation	Impedance	Crimp Tool
132148	N/A	Gold	Teflon	50	N/A



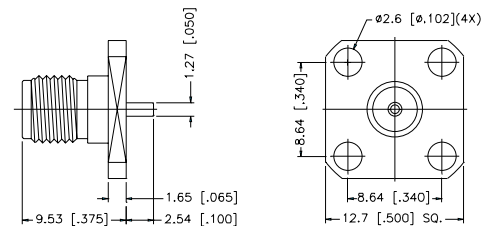
### PANEL MOUNT PLUG RECEPTACLE — 2 HOLE FLANGE — BLUNT POST

P.N.	Cable Group	Finish	Insulation	Impedance	Crimp Tool
132149	N/A	Gold	Teflon	50	N/A



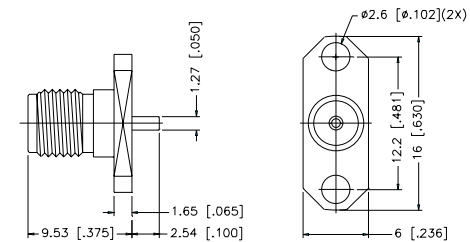
### PANEL MOUNT JACK RECEPTACLE — 4 HOLE SQUARE FLANGE — BLUNT POST

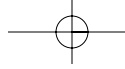
P.N.	Cable Group	Finish	Insulation	Impedance	Crimp Tool
132150	N/A	Gold	Teflon	50	N/A
132204	N/A	Gold	Teflon	50	N/A
6.6 mm [.260"] POST					



### PANEL MOUNT JACK RECEPTACLE — 2 HOLE FLANGE — BLUNT POST

P.N.	Cable Group	Finish	Insulation	Impedance	Crimp Tool
132151	N/A	Gold	Teflon	50	N/A
132262	N/A	Gold	Teflon	50	N/A
8.37 mm [.330"] POST					





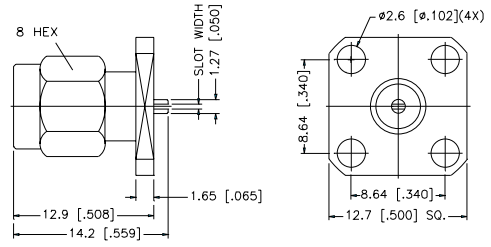
# PANEL MOUNT/SOLDER POT TERMINALS

For Cable Group Legend, see page 27

## PANEL MOUNT PLUG RECEPTACLE — 4-HOLE SQUARE FLANGE

P.N.	Cable Group	Finish	Insulation	Impedance	Crimp Tool
132152	N/A	Gold	Teflon	50	N/A

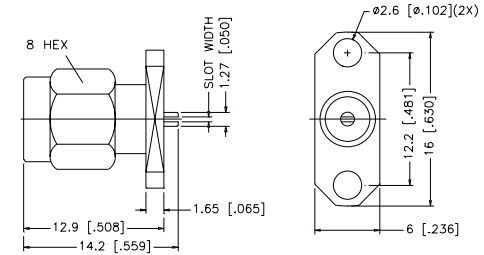
Remark: Size of slot width = 0.3 mm [.01"],  
0.5 mm [.02"],  
0.7 mm [.03"],



## PANEL MOUNT PLUG RECEPTACLE — 2-HOLE FLANGE

P.N.	Cable Group	Finish	Insulation	Impedance	Crimp Tool
132153	N/A	Gold	Teflon	50	N/A

Remark: Size of slot width = 0.3 mm [.01"],  
0.5 mm [.02"],  
0.7 mm [.03"],

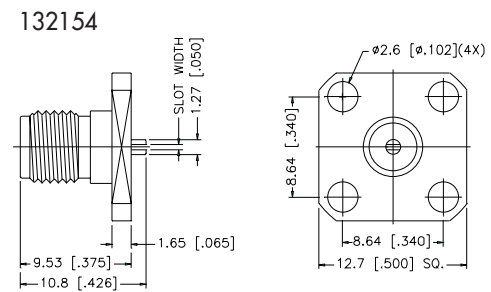


## PANEL MOUNT JACK RECEPTACLE — 4-HOLE SQUARE FLANGE

P.N.	Cable Group	Finish	Insulation	Impedance	Crimp Tool
132154	N/A	Gold	Teflon	50	N/A

132214 N/A Gold Teflon 50 N/A  
12.7 mm [.500"] MOUNTING HOLES

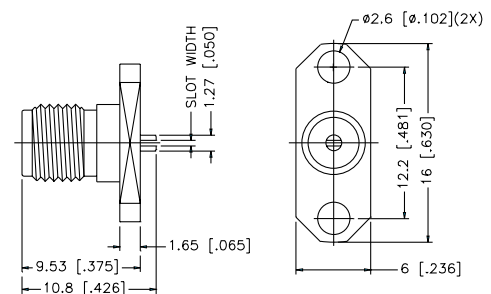
Remark: Size of slot width = 0.3 mm [.01"],  
0.5 mm [.02"],  
0.7 mm [.03"],



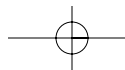
## PANEL MOUNT JACK RECEPTACLE — 2-HOLE FLANGE

P.N.	Cable Group	Finish	Insulation	Impedance	Crimp Tool
132155	N/A	Gold	Teflon	50	N/A

Remark: Size of slot width = 0.3 mm [.01"],  
0.5 mm [.02"],  
0.7 mm [.03"],



For Reverse Polarized connectors, add RP to standard part number. Contact Connex marketing for availability.  
For Reverse Threaded connectors, add RT to standard part number. Contact Connex marketing for availability.  
For Crimp Tool information, see page 183.

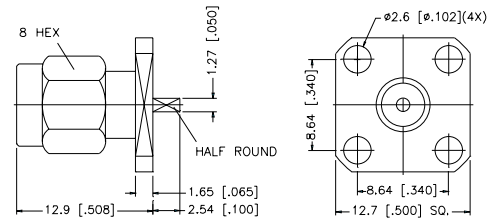


## PANEL MOUNT/HALF ROUND POT TERMINALS

For Cable Group Legend, see page 27

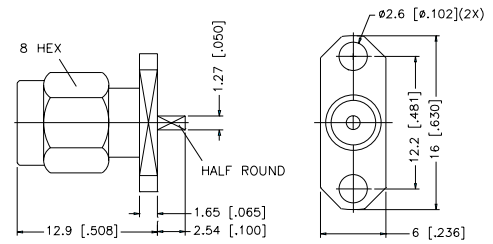
### PANEL MOUNT PLUG RECEPTACLE — 4 HOLE SQUARE FLANGE — HALF ROUND TERMINAL

P.N.	Cable Group	Finish	Insulation	Impedance	Crimp Tool
132156	N/A	Gold	Teflon	50	N/A



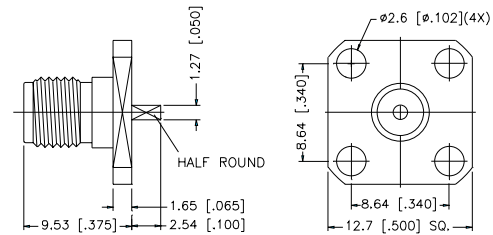
### PANEL MOUNT PLUG RECEPTACLE — 2 HOLE FLANGE — HALF ROUND TERMINAL

P.N.	Cable Group	Finish	Insulation	Impedance	Crimp Tool
132157	N/A	Gold	Teflon	50	N/A



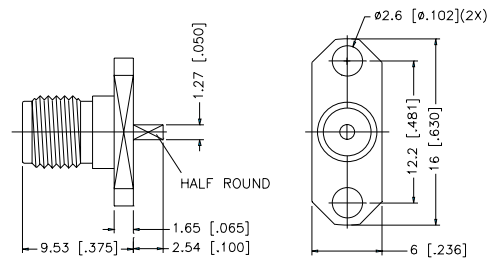
### PANEL MOUNT JACK RECEPTACLE — 4 HOLE SQUARE FLANGE — HALF ROUND TERMINAL

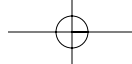
P.N.	Cable Group	Finish	Insulation	Impedance	Crimp Tool
132158	N/A	Gold	Teflon	50	N/A



### PANEL MOUNT JACK RECEPTACLE — 2 HOLE FLANGE — HALF ROUND TERMINAL

P.N.	Cable Group	Finish	Insulation	Impedance	Crimp Tool
132159	N/A	Gold	Teflon	50	N/A





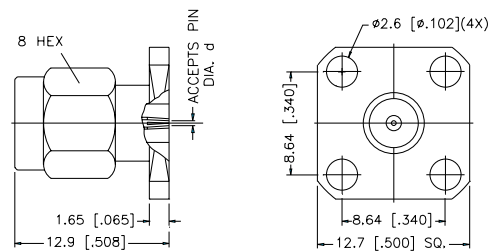
## PANEL MOUNT/TERMINALS FLUSH TO BELOW FLANGE

For Cable Group Legend, see page 27

### PANEL MOUNT PLUG RECEPTACLE — 4 HOLE SQ. FLANGE — TERMINAL FLUSH TO BELOW FLANGE

P.N.	Cable Group	Finish	Insulation	Impedance	Crimp Tool
132160	N/A	Gold	Teflon	50	N/A

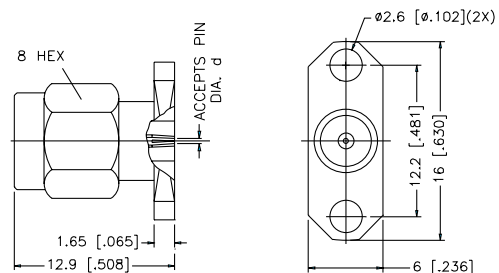
Remark: Pin size of d = .305 mm [.012"],  
.381 mm [.015"],  
.457 mm [.018"]



### PANEL MOUNT PLUG RECEPTACLE — 2 HOLE FLANGE — TERMINAL FLUSH TO BELOW FLANGE

P.N.	Cable Group	Finish	Insulation	Impedance	Crimp Tool
132161	N/A	Gold	Teflon	50	N/A

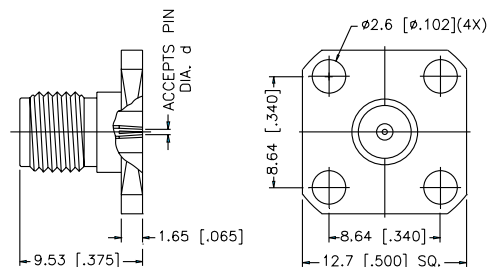
Remark: Pin size of d = .305 mm [.012"],  
.381 mm [.015"],  
.457 mm [.018"]



### PANEL MOUNT JACK RECEPTACLE — 4 HOLE SQ. FLANGE — TERMINAL FLUSH TO BELOW FLANGE

P.N.	Cable Group	Finish	Insulation	Impedance	Crimp Tool
132162	N/A	Gold	Teflon	50	N/A

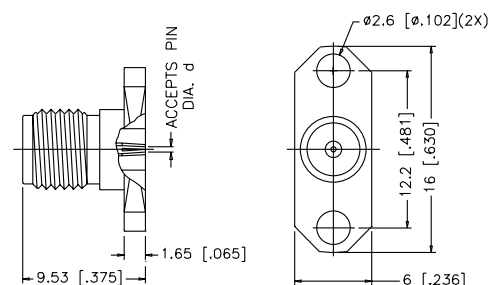
Remark: Pin size of d = .305 mm [.012"],  
.381 mm [.015"],  
.457 mm [.018"]



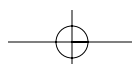
### PANEL MOUNT JACK RECEPTACLE — 2 HOLE FLANGE — TERMINAL FLUSH TO BELOW FLANGE

P.N.	Cable Group	Finish	Insulation	Impedance	Crimp Tool
132163	N/A	Gold	Teflon	50	N/A

Remark: Pin size of d = .305 mm [.012"],  
.381 mm [.015"],  
.457 mm [.018"]



For Reverse Polarized connectors, add RP to standard part number. Contact Connex marketing for availability.  
For Reverse Threaded connectors, add RT to standard part number. Contact Connex marketing for availability.  
For Crimp Tool information, see page 183.

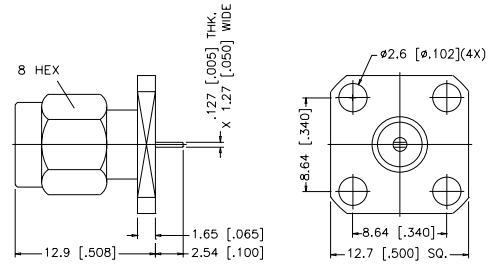


## PANEL MOUNT/TAB TERMINALS

For Cable Group Legend, see page 27

### PANEL MOUNT PLUG RECEPTACLE — 4 HOLE SQUARE FLANGE — TAB TERMINAL

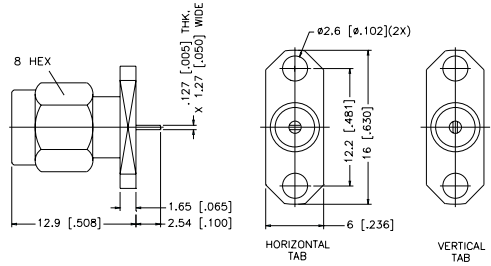
P.N.	Cable Group	Finish	Insulation	Impedance	Crimp Tool
132164	N/A	Gold	Teflon	50	N/A



### PANEL MOUNT PLUG RECEPTACLE — 2 HOLE FLANGE — TAB TERMINAL

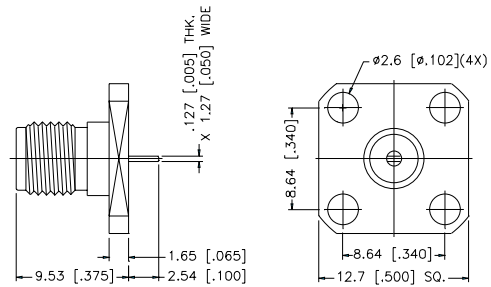
P.N.	Cable Group	Finish	Insulation	Impedance	Crimp Tool
132165	N/A	Gold	Teflon	50	N/A

Remark: Specify horizontal or vertical tab when ordering



### PANEL MOUNT JACK RECEPTACLE — 4 HOLE SQUARE FLANGE — TAB TERMINAL

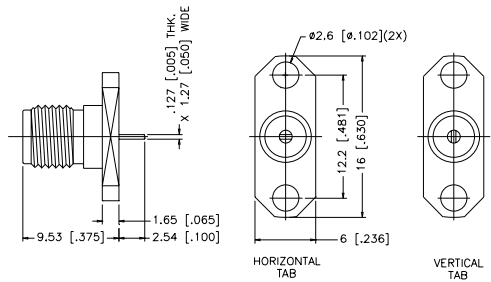
P.N.	Cable Group	Finish	Insulation	Impedance	Crimp Tool
132166	N/A	Gold	Teflon	50	N/A

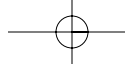


### PANEL MOUNT JACK RECEPTACLE — 2 HOLE FLANGE — TAB TERMINAL

P.N.	Cable Group	Finish	Insulation	Impedance	Crimp Tool
132167	N/A	Gold	Teflon	50	N/A

Remark: Specify horizontal or vertical tab when ordering



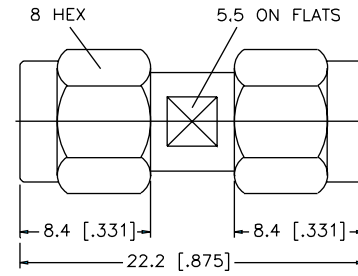



# MINIATURE IN-SERIES ADAPTERS

For Cable Group Legend, see page 27

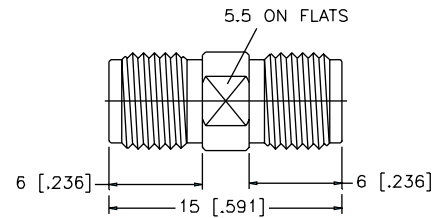
## PLUG-TO-PLUG ADAPTER

P.N.	Cable Group	Finish	Insulation	Impedance	Crimp Tool
132168	N/A	Gold	Teflon	50	N/A
132168SS	N/A	S/S	Teflon	50	N/A
STAINLESS STEEL BODY					



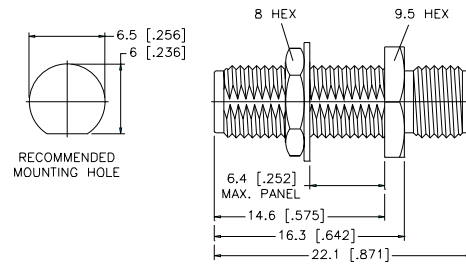
## JACK-TO-JACK ADAPTER

P.N.	Cable Group	Finish	Insulation	Impedance	Crimp Tool
132169	N/A	Gold	Teflon	50	N/A
132169SS	N/A	S/S	Teflon	50	N/A
STAINLESS STEEL BODY					



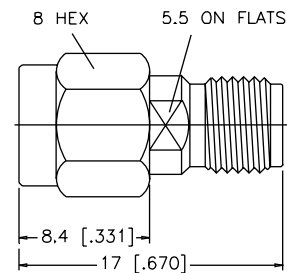
## JACK-TO-JACK ADAPTER — BULKHEAD FEEDTHROUGH

P.N.	Cable Group	Finish	Insulation	Impedance	Crimp Tool
132170	N/A	Gold	Teflon	50	N/A
132170-11	N/A	Gold	Teflon	50	N/A
O-RING SEAL					

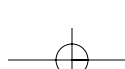


## PLUG-TO-JACK ADAPTER

P.N.	Cable Group	Finish	Insulation	Impedance	Crimp Tool
132171	N/A	Gold	Teflon	50	N/A



For Reverse Polarized connectors, add RP to standard part number. Contact Connex marketing for availability.  
 For Reverse Threaded connectors, add RT to standard part number. Contact Connex marketing for availability.  
 For Crimp Tool information, see page 183.



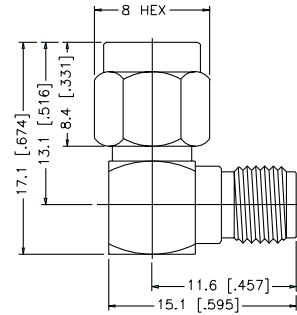



## MINIATURE IN-SERIES ADAPTERS

For Cable Group Legend, see page 27

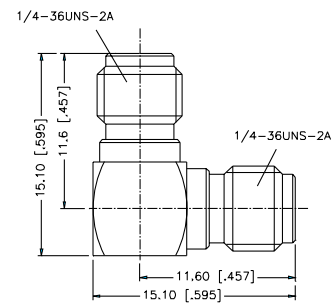
## PLUG-TO-JACK ADAPTER — RIGHT ANGLE

P.N.	Cable Group	Finish	Insulation	Impedance	Crimp Tool
132172	N/A	Gold	Teflon	50	N/A



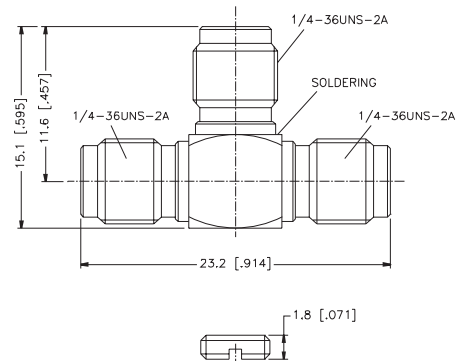

## JACK-TO-JACK ADAPTER — RIGHT ANGLE

P.N.	Cable Group	Finish	Insulation	Impedance	Crimp Tool
132274	N/A	Gold	Teflon	50	N/A



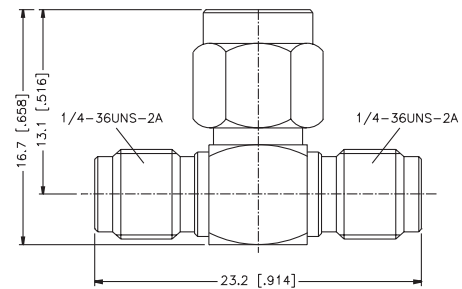
## JACK-TO-JACK-TO-JACK TEE ADAPTER

P.N.	Cable Group	Finish	Insulation	Impedance	Crimp Tool
132216	N/A	Gold	Teflon	50	N/A



## JACK-TO-PLUG-TO-JACK TEE ADAPTER

P.N.	Cable Group	Finish	Insulation	Impedance	Crimp Tool
132217	N/A	Gold	Teflon	50	N/A

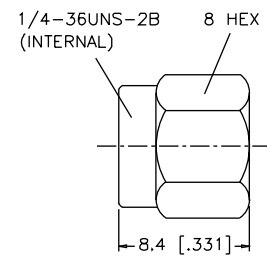


## ACCESSORIES

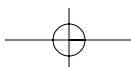
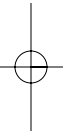
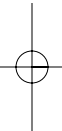
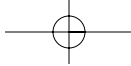
For Cable Group Legend, see page 27

### MALE CAP

P.N.	Cable Group	Finish	Insulation	Impedance	Crimp Tool
202112	N/A	Gold	Teflon	50	N/A
202112SS	N/A S/S STAINLESS STEEL		Teflon	50	N/A
202112-10	N/A	Gold CAP & CHAIN	Teflon	50	N/A
132331	N/A	Gold SHORTING CAP	Teflon	50	N/A



For Reverse Polarized connectors, add RP to standard part number. Contact Connex marketing for availability.  
For Reverse Threaded connectors, add RT to standard part number. Contact Connex marketing for availability.  
For Crimp Tool information, see page 183.





## SMB/SMC COAXIAL CONNECTORS

The Connex SMB/SMC subminiature coaxial connectors with 50 ohm impedance are for applications to 4 GHz (SMB) or 10 GHz (SMC). Generally less expensive than SMA, these connectors are used primarily in applications for microwave telephone and other non-defense telecommunications requirements.

**SMB connectors** feature quick connect/disconnect snap-on mating and operate to 4 GHz with low reflection.

**SMC connectors** have #10-32UNF-threaded screw-on couplings and operate reliably to 10 GHz.

**Mini 75 ohm connectors** are matched-impedance SMB connectors to be used with 75 ohm miniature coax cables. The connectors are the same size as, and intermateable with, standard 50 ohm connectors. Just add -75 to the standard 50 ohm part number to get a 75 ohm connector.

## ELECTRICAL SPECIFICATIONS

ELECTRICAL DATA		SMB		SMC	
Impedance		50 ohm		50 ohm	
Frequency range		0–4 GHz		0–10 GHz	
VSWR *f in GHz	Cable dielectric dimensions	0.87 mm [.034"]	1.5 mm [.059"]	0.87 mm [.034"]	1.5 mm [.059"]
	Straight connector DC–1000 MHz	1.3 + 0.04f	1.25 + 0.04f	1.25 + 0.04f	1.15 + 0.04f
	Right angle connector DC–1000 MHz	1.4 + 0.08f	1.3 + 0.04f	1.4 + 0.06f	1.25 + 0.04f
Dielectric withstanding Voltage 50 Hz rms		750V	1000V	750V	1000V
Working voltage 50 Hz rms		250V	335V	250V	335V
Working voltage DC		350V	450V	350V	450V
Insulation resistance		1000 Megohms min		1000 Megohms min	
Contact	Inner conductor	≤ 3 Megohms		≤ 3 Megohms	
Resistance	Outer conductor	≤ 0.5 Megohms		≤ 0.5 Megohms	
Insertion loss (db max.)	Straight connectors	.30 db max. at 1.5 GHz		.25 db max. at 4 GHz	
	Right angle connectors	.60 db max. at 1.5 GHz		.50 db max. at 4 GHz	

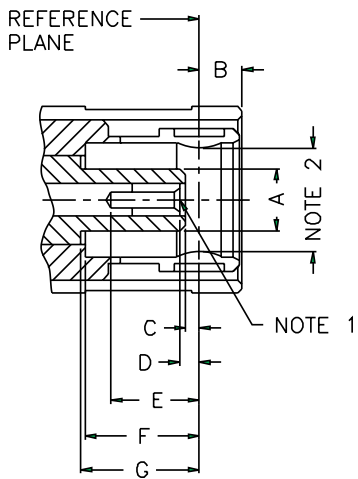
## MATERIAL SPECIFICATIONS

PARTS NAME		MATERIAL	FINISH
Body, Metal parts		Brass per QQ-B-626	Nickel or gold per requirement
Contacts	Male	Brass per QQ-B-626	30u" Gold
	Female	Beryllium copper, Per QQ-C-530, heat treated per MIL-H-7199	30u" Gold
Insulators		PTFE	None
Gasket		Silicone rubber	None
Crimp ferrules		Seamless copper tubing alloy	Nickel or gold per requirement



## SMB COAXIAL CONNECTORS

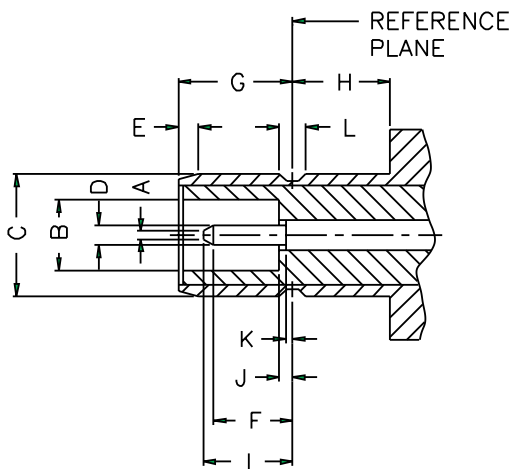
### INTERFACE MATING DIMENSIONS



#### PLUG

Letter	Millimeters [Inches]	
	Minimum	Maximum
A	2.00 [.079]	2.06 [.081]
B	–	1.62 [.064]
C	0.18 [.007]	–
D	0.18 [.007]	0.94 [.037]
E	2.97 [.117]	–
F	3.58 [.141]	–
G	3.58 [.141]	–

#### JACK



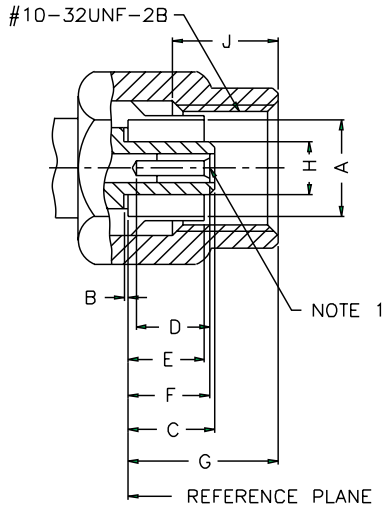
Letter	Millimeters [Inches]	
	Minimum	Maximum
A	–	0.25 [.010]
B	2.08 [.082]	2.16 [.085]
C	3.66 [.144]	3.71 [.146]
D	0.48 [.019]	0.53 [.021]
E	0.00	–
F	1.32 [.052]	–
G	3.33 [.131]	3.58 [.141]
H	2.03 [.080]	–
I	–	2.97 [.117]
J	–	0.18 [.007]
K	–	0.18 [.007]
L	0.69 [.027]	0.94 [.037]

NOTE: 1. I.D. TO MEET VSWR AND CONTACT RESISTANCE WHEN MATED WITH .48/.53 MM DIA. PIN.  
 2. MUST MEET THE FORCE TO ENGAGE AND DISENGAGE WHEN MATED WITH MATING PART.



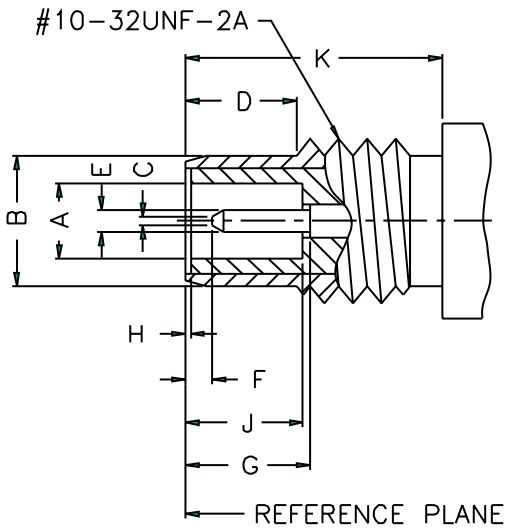
## SMC COAXIAL CONNECTORS

### INTERFACE MATING DIMENSIONS



#### PLUG

Letter	Millimeters [Inches]	
	Minimum	Maximum
A	3.73 [.147]	3.81 [.150]
B	0.00	0.30 [.012]
C	3.15 [.124]	3.40 [.134]
D	2.79 [.110]	—
E	—	3.10 [.122]
F	3.05 [.120]	3.40 [.134]
G	—	5.92 [.233]
H	2.00 [.079]	2.06 [.081]
J	2.79 [.110]	—



#### JACK

Letter	Millimeters [Inches]	
	Minimum	Maximum
A	2.08 [.082]	2.16 [.085]
B	3.63 [.143]	3.71 [.146]
C	—	0.25 [.010]
D	3.12 [.123]	3.38 [.133]
E	0.48 [.019]	0.53 [.021]
F	0.61 [.024]	—
G	3.40 [.134]	3.76 [.148]
H	0.00	0.30 [.012]
J	3.40 [.134]	3.66 [.144]
K	5.94 [.234]	—

NOTE: 1. I.D. TO MEET VSWR AND CONTACT RESISTANCE WHEN MATED WITH .48/.53 MM DIA. PIN.

## SMB/SMC COAXIAL CONNECTORS

All bodies, unless otherwise noted, are machined brass, gold plated 3µ".

All insulators are teflon.

All center contacts are 30µ" gold plated.

All dimensions in millimeters and [inches].

142XXX designates SMB part numbers.

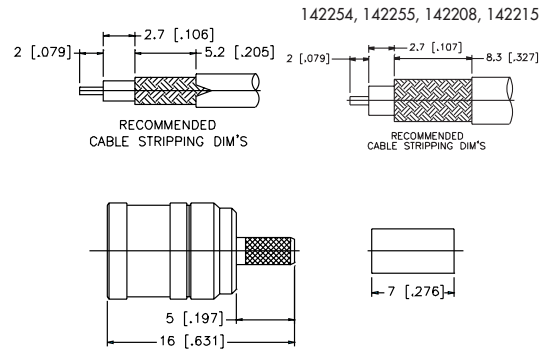
152XXX designates SMC part numbers.

C A B L E G R O U P L E G E N D				
01	58/ 58A/ 58C/ 141/ 303/ LMR195™/ B7806A	06A 179/ U DOUBLE BRAIDED	09	B8227/ 89207
01A	55/ 142/ 223/ 400	07 8/ 8A/ 213/ 393	10	.141 SEMI-RIGID/ 402/U
01B	LMR200™/ B7807A	07A 214	11	.085 SEMI-RIGID/ 405/U
02	58 PLENUM/THINNET/ 122U/ B88240/ B89907	07B 8X/ LMR240™/ B7808A	12	.250 SEMI-RIGID
03	59/ 62/ 140/ 210	07C B9913/ LMR400™/ B7810A/ B8214	13	.047 SEMI-RIGID/ B1674A
03A	59/ U-20AWG	07D B89913	14	178/ 196
04	59/ U PLENUM	07E 11	15	B8281/ B9231/ B9141
04A	59/ U PLENUM-20AWG	07F 11/ U-14AWG/ B8213/ B9292/ B7731/ B1859A	15A	B88281
05	174/ 188A/ 316/ B7805A	08 6/ 143/ 212	16	180/ 195/ 122/ B8218/ B1865A/ B1855
05A	316/ U DOUBLE BRAIDED	08A B1694A/ B9248	17	LMR600™
06	179/ 187/ B9221	08B 6 PLENUM/ B1695A	18	AT&T734A/ B1505A
			19	AT&T735A/ B735A1

## CRIMP ATTACHMENTS FOR FLEXIBLE & SEMI-RIGID CABLE

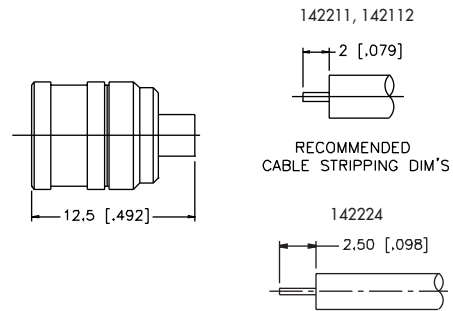

### STRAIGHT CRIMP PLUG — FLEXIBLE CABLE

P.N.	Cable Group	Finish	Insulation	Impedance	Crimp Tool
<b>SMB CONNECTORS</b>					
142254	01	Nickel	Teflon	50	A
142255	01	Gold	Teflon	50	A
142219	01A	Nickel	Teflon	50	A
142220	01A	Gold	Teflon	50	A
142178	05	Nickel	Teflon	50	B
142101	06	Nickel	Teflon	75	B
142186	05	Gold	Teflon	50	B
142103	06	Gold	Teflon	75	B
142183	05A	Nickel	Teflon	50	C
142187	05A	Gold	Teflon	50	C
142228	14	Nickel	Teflon	50	B
142229	14	Gold	Teflon	50	B
142208	16	Gold	Teflon	75	B
142215	19	Gold	Teflon	75	B
142222-75					
	19	Gold	Teflon	75	B
	MINI 75 OHM				
<b>SMC CONNECTORS</b>					
152134	01	Gold	Teflon	50	A
152100	05	Nickel	Teflon	50	B
152101	05	Gold	Teflon	50	B
152132	05A	Gold	Teflon	50	C



### STRAIGHT SOLDER PLUG — SEMI-RIGID CABLE

P.N.	Cable Group	Finish	Insulation	Impedance	Crimp Tool
<b>SMB CONNECTORS</b>					
142211	11	Nickel	Teflon	50	N/A
142212	11	Gold	Teflon	50	N/A
142224	13	Gold	Teflon	50	N/A
<b>SMC CONNECTORS</b>					
152135	11	Gold	Teflon	50	N/A

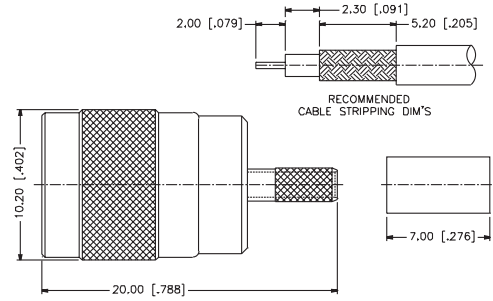



# CRIMP ATTACHMENTS FOR FLEXIBLE CABLE — 75 OHM SNAP LOCK

For Cable Group Legend, see page 54

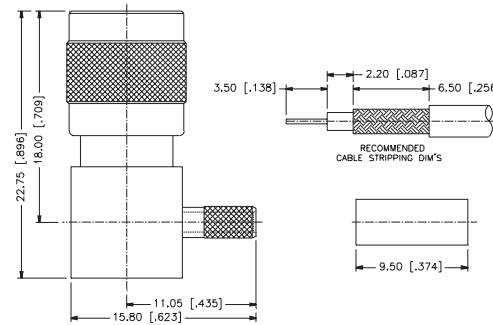
## STRAIGHT CRIMP PLUG — SNAP LOCK

P.N.	Cable Group	Finish	Insulation	Impedance	Crimp Tool
142284	06	Nickel	Teflon	75	B
142285	06A	Nickel	Teflon	75	C
142291	16	Nickel	Teflon	75	B
142289	19	Nickel	Teflon	75	B



## RIGHT ANGLE CRIMP PLUG — SNAP LOCK

P.N.	Cable Group	Finish	Insulation	Impedance	Crimp Tool
142286	06	Nickel	Teflon	75	B
142287	06A	Nickel	Teflon	75	C
142292	16	Nickel	Teflon	75	B
142290	19	Nickel	Teflon	75	B



For Mini 75 ohm SMB connector (RG179/U Cable), add -75 to standard 50 ohm part number. Contact Connex marketing for availability.  
 For Reverse Polarized connectors, add RP to standard part number. Contact Connex marketing for availability.  
 For Crimp Tool information, see page 183.

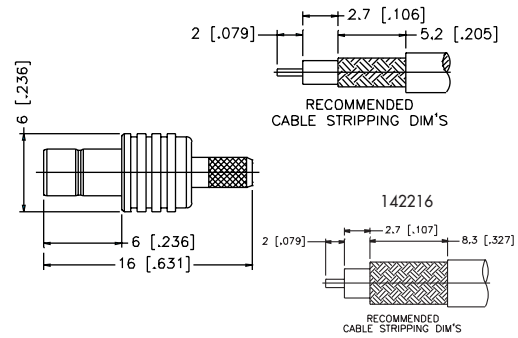



## CRIMP ATTACHMENTS FOR FLEXIBLE & SEMI-RIGID CABLE

For Cable Group Legend, see page 54

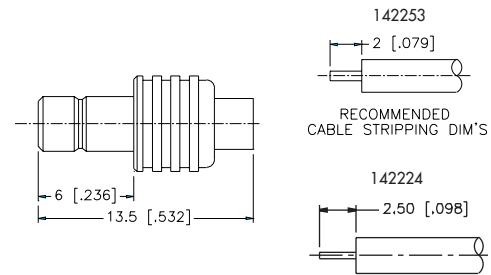
### STRAIGHT CRIMP JACK — FLEXIBLE CABLE

P.N.	Cable Group	Finish	Insulation	Impedance	Crimp Tool
<b>SMB CONNECTORS</b>					
142181	05	Nickel	Teflon	50	B
142105	06	Nickel	Teflon	75	B
142189	05	Gold	Teflon	50	B
142107	06	Gold	Teflon	75	B
142182	05A	Nickel	Teflon	50	C
142190	05A	Gold	Teflon	50	C
142185	14	Nickel	Teflon	50	B
142241	14	Gold	Teflon	50	B
142216	19	Gold	Teflon	75	B
<b>SMC CONNECTORS</b>					
152102	05	Nickel	Teflon	50	B
152103	05	Gold	Teflon	50	B



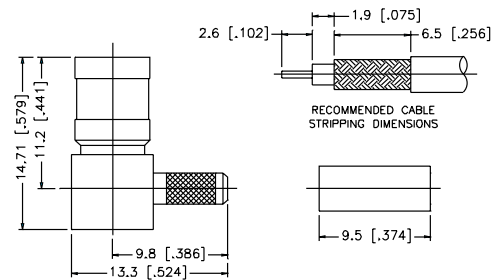
### STRAIGHT SOLDER JACK — SEMI-RIGID CABLE

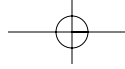
P.N.	Cable Group	Finish	Insulation	Impedance	Crimp Tool
142253	11	Gold	Teflon	50	N/A
142225	13	Gold	Teflon	50	N/A



### RIGHT ANGLE CABLE PLUG — FLEXIBLE CABLE

P.N.	Cable Group	Finish	Insulation	Impedance	Crimp Tool
<b>SMB CONNECTORS</b>					
142205	01	Nickel	Teflon	50	A
142206	01	Gold	Teflon	50	A
142193	05	Nickel	Teflon	50	B
142113	06	Nickel	Teflon	75	B
142194	05	Gold	Teflon	50	B
142115	06	Gold	Teflon	75	B
142188	05A	Nickel	Teflon	50	C
142176	05A	Gold	Teflon	50	C
142288	14	Nickel	Teflon	50	B
142195	14	Gold	Teflon	50	B
142203	19	Gold	Teflon	75	B
142221-75	19	Gold	Teflon	75	B
MINI 75 OHM					
<b>SMC CONNECTORS</b>					
152106	05	Nickel	Teflon	50	B
152107	05	Gold	Teflon	50	B



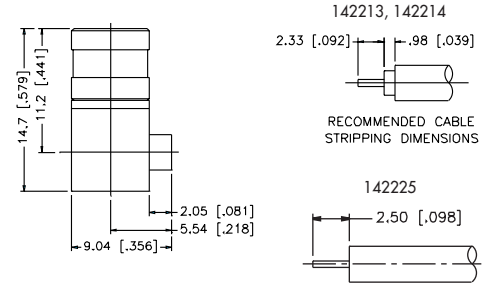


# CRIMP ATTACHMENTS FOR FLEXIBLE & SEMI-RIGID CABLE

For Cable Group Legend, see page 54

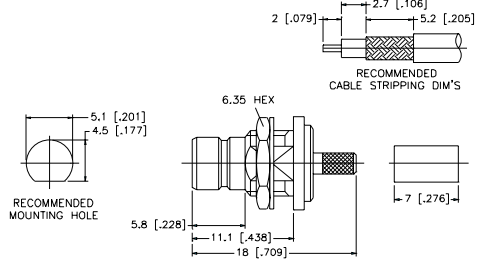

## RIGHT ANGLE CABLE PLUG — SEMI-RIGID CABLE

P.N.	Cable Group	Finish	Insulation	Impedance	Crimp Tool
<b>SMB CONNECTORS</b>					
142213	11	Nickel	Teflon	50	N/A
142214	11	Gold	Teflon	50	N/A
142226	13	Gold	Teflon	50	N/A



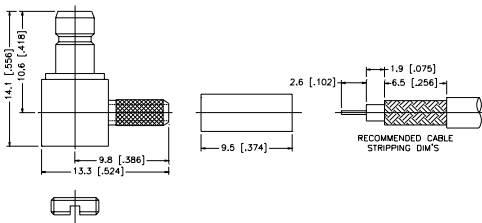
## BULKHEAD FEEDTHROUGH CABLE JACK — FLEXIBLE CABLE & SEMI-RIGID CABLE

P.N.	Cable Group	Finish	Insulation	Impedance	Crimp Tool
<b>SMB CONNECTORS</b>					
142179	05	Nickel	Teflon	50	B
142109	06	Nickel	Teflon	75	B
142191	05	Gold	Teflon	50	B
142111	06	Gold	Teflon	75	B
142180	05	Nickel	Teflon	50	B
142192	05A	Gold	Teflon	50	C
142301	11	Gold	Teflon	50	N/A
142230	14	Nickel	Teflon	50	B
142231	14	Gold	Teflon	50	B
<b>SMC CONNECTORS</b>					
152104	05	Nickel	Teflon	50	B
152105	05	Gold	Teflon	50	B



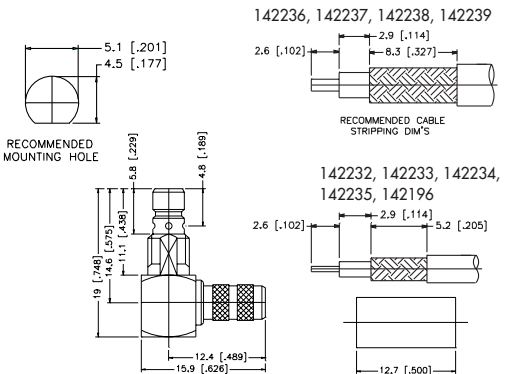
## RIGHT ANGLE CRIMP JACK — FLEXIBLE & SEMI-RIGID CABLE

P.N.	Cable Group	Finish	Insulation	Impedance	Crimp Tool
142251	05	Nickel	Teflon	50	B
142252	05	Gold	Teflon	50	B
142227	13	Gold	Teflon	50	N/A

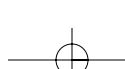


## RIGHT ANGLE BULKHEAD CRIMP JACK — FLEXIBLE CABLE

P.N.	Cable Group	Finish	Insulation	Impedance	Crimp Tool
<b>SMB CONNECTORS</b>					
142236	01	Nickel	Teflon	50	A
142237	01	Gold	Teflon	50	A
142238	01A	Nickel	Teflon	50	A
142239	01A	Gold	Teflon	50	A
142232	05	Nickel	Teflon	50	B
142233	05	Gold	Teflon	50	B
142234	05A	Nickel	Teflon	50	C
142235	05A	Gold	Teflon	50	C
142196	14	Gold	Teflon	50	B



For Mini 75 ohm SMB connector, add -75 to standard 50 ohm part number. Contact Connex marketing for availability.  
 For Reverse Polarizing connectors, add RP to standard part number. Contact Connex marketing for availability.  
 For Crimp Tool information, see page 183.

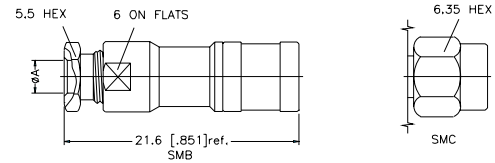
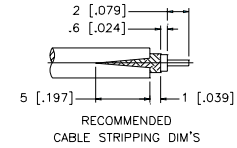


## CLAMP TERMINATIONS FOR FLEXIBLE CABLE

For Cable Group Legend, see page 54

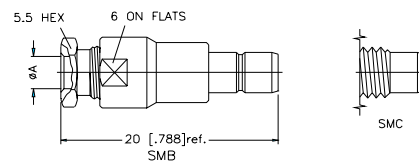
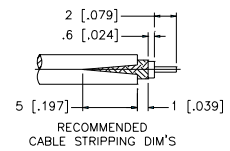
### STRAIGHT CABLE PLUG

P.N.	Cable Group	Finish	Insulation	Impedance	Crimp Tool
<b>SMB CONNECTORS</b>					
142116	05	Nickel	Teflon	50	N/A
142117	06	Nickel	Teflon	75	N/A
142118	05	Gold	Teflon	50	N/A
142119	06	Gold	Teflon	75	N/A



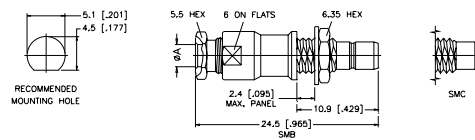
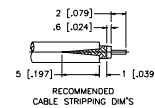

### STRAIGHT CABLE JACK

P.N.	Cable Group	Finish	Insulation	Impedance	Crimp Tool
<b>SMB CONNECTORS</b>					
142120	05	Nickel	Teflon	50	N/A
142121	06	Nickel	Teflon	75	N/A
142122	05	Gold	Teflon	50	N/A
142123	06	Gold	Teflon	75	N/A



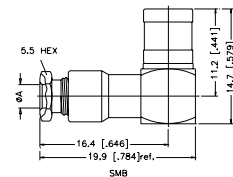
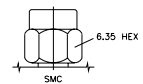
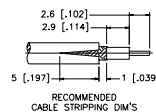

### BULKHEAD FEEDTHROUGH CABLE JACK

P.N.	Cable Group	Finish	Insulation	Impedance	Crimp Tool
<b>SMB CONNECTORS</b>					
142124	05	Nickel	Teflon	50	N/A
142125	06	Nickel	Teflon	75	N/A
142126	05	Gold	Teflon	50	N/A
142127	06	Gold	Teflon	75	N/A



### RIGHT ANGLE CABLE PLUG

P.N.	Cable Group	Finish	Insulation	Impedance	Crimp Tool
<b>SMB CONNECTORS</b>					
142128	05	Nickel	Teflon	50	N/A
142129	06	Nickel	Teflon	75	N/A
142130	05	Gold	Teflon	50	N/A
142131	06	Gold	Teflon	75	N/A

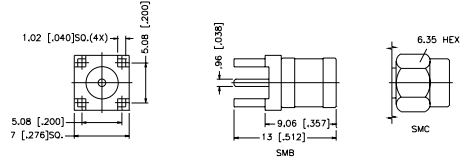


# PRINTED CIRCUIT BOARD/STRAIGHT TERMINALS

For Cable Group Legend, see page 54

## STRAIGHT PLUG FOR P.C. BOARD

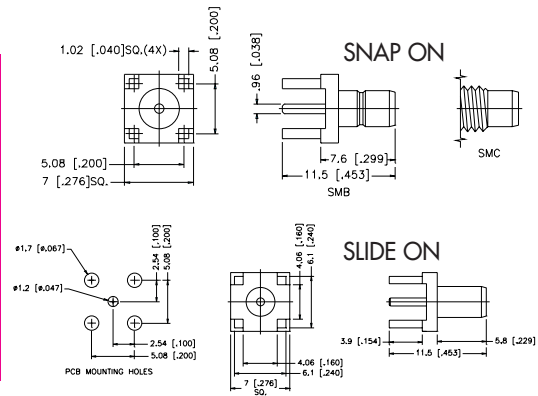
P.N.	Cable Group	Finish	Insulation	Impedance	Crimp Tool
<b>SMB CONNECTORS</b>					
142132	N/A	Nickel	Teflon	50	N/A
142133	N/A	Nickel	Teflon	75	N/A
142134	N/A	Gold	Teflon	50	N/A
142135	N/A	Gold	Teflon	75	N/A
<b>SMC CONNECTORS</b>					
152116	N/A	Nickel	Teflon	50	N/A
152117	N/A	Gold	Teflon	50	N/A



Mounting Hole Dia. see "TYPE B" page 185

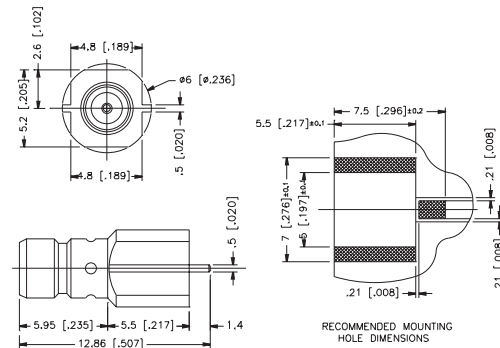
## STRAIGHT JACK FOR P.C. BOARD

P.N.	Cable Group	Finish	Insulation	Impedance	Crimp Tool
<b>SMB CONNECTORS</b>					
142136	N/A	Nickel	Teflon	50	N/A
142137	N/A	Nickel	Teflon	75	N/A
142138	N/A	Gold	Teflon	50	N/A
142139	N/A	Gold	Teflon	75	N/A
<b>SLIDE-ON</b>					
142202	N/A	Gold	Teflon	50	N/A
142217	N/A	Gold	Teflon	75	N/A
4.43 mm (.175") PCB LEGS					
<b>SMC CONNECTORS</b>					
152118	N/A	Nickel	Teflon	50	N/A
152119	N/A	Gold	Teflon	50	N/A



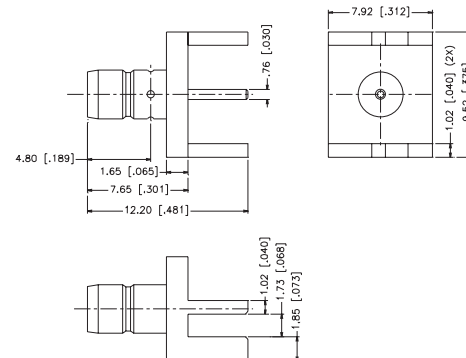
## STRAIGHT JACK EDGE CARD MOUNT

P.N.	Cable Group	Finish	Insulation	Impedance	Crimp Tool
142297	N/A	Gold	Teflon	50	N/A



## END LAUNCH JACK RECEPTACLE

P.N.	Cable Group	Finish	Insulation	Impedance	Crimp Tool
142311	N/A	Gold	Teflon	50	N/A



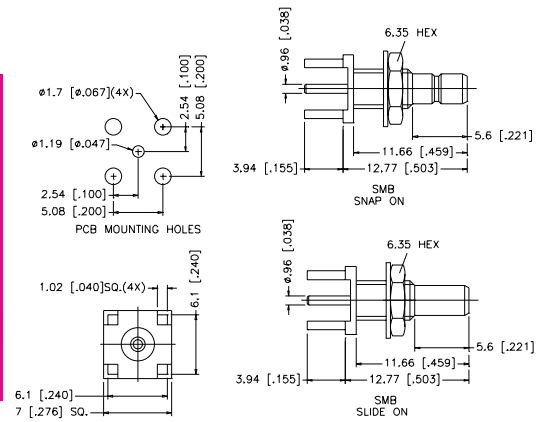
For Mini 75 ohm SMB connector (RG179/U Cable), add -75 to standard 50 ohm part number. Contact Connex marketing for availability.  
 For Reverse Polarized connectors, add RP to standard part number. Contact Connex marketing for availability.  
 For Crimp Tool information, see page 183.

## PRINTED CIRCUIT BOARD/STRAIGHT TERMINALS

For Cable Group Legend, see page 54

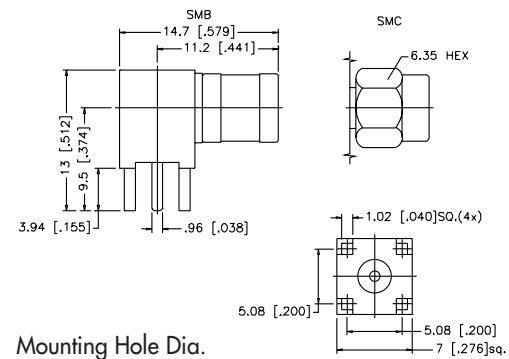
### STRAIGHT BULKHEAD JACK FOR P.C. BOARD

P.N.	Cable Group	Finish	Insulation	Impedance	Crimp Tool
<b>SMB CONNECTORS</b>					
142204	N/A	Nickel	Teflon	50	N/A
SLIDE-ON					
142209	N/A	Nickel	Teflon	50	N/A
142210	N/A	Gold	Teflon	50	N/A



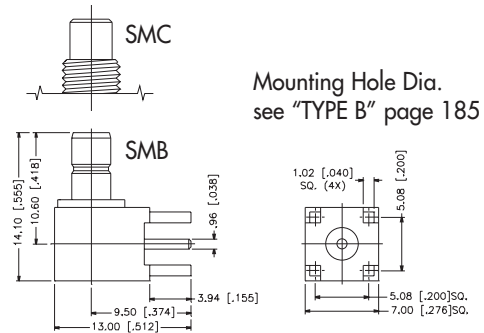
### RIGHT ANGLE PLUG FOR P.C. BOARD

P.N.	Cable Group	Finish	Insulation	Impedance	Crimp Tool
<b>SMB CONNECTORS</b>					
142140	N/A	Nickel	Teflon	50	N/A
142141	N/A	Nickel	Teflon	75	N/A
142142	N/A	Gold	Teflon	50	N/A
142143	N/A	Gold	Teflon	75	N/A
<b>SMC CONNECTORS</b>					
152120	N/A	Nickel	Teflon	50	N/A
152121	N/A	Gold	Teflon	50	N/A



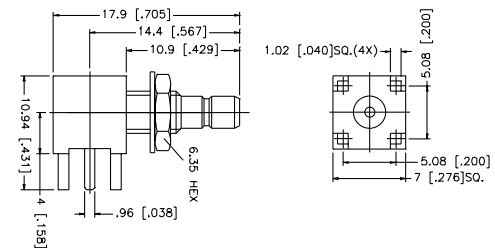
### RIGHT ANGLE JACK FOR P.C. BOARD

P.N.	Cable Group	Finish	Insulation	Impedance	Crimp Tool
<b>SMB CONNECTORS</b>					
142144	N/A	Nickel	Teflon	50	N/A
142145	N/A	Nickel	Teflon	75	N/A
142146	N/A	Gold	Teflon	50	N/A
142147	N/A	Gold	Teflon	75	N/A
142169	N/A	Tin/Lead	Teflon	50	N/A
<b>SMC CONNECTORS</b>					
152122	N/A	Nickel	Teflon	50	N/A
152123	N/A	Gold	Teflon	50	N/A



### RIGHT ANGLE BULKHEAD JACK FOR P.C. BOARD

P.N.	Cable Group	Finish	Insulation	Impedance	Crimp Tool
<b>SMB CONNECTORS</b>					
142184	N/A	Gold	Teflon	50	N/A

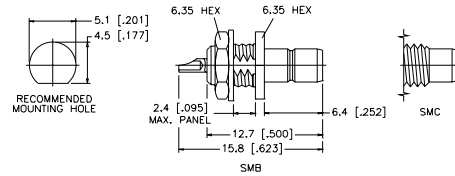


# BULKHEAD MOUNT/SOLDER POT TERMINALS

For Cable Group Legend, see page 54

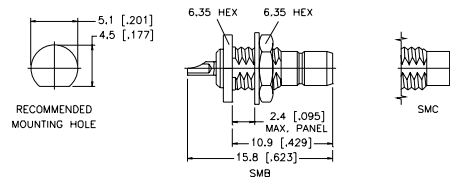
## BULKHEAD JACK RECEPTACLE — FRONT MOUNT

P.N.	Cable Group	Finish	Insulation	Impedance	Crimp Tool
<b>SMB CONNECTORS</b>					
142148	N/A	Nickel	Teflon	50	N/A
142149	N/A	Nickel	Teflon	75	N/A
142150	N/A	Gold	Teflon	50	N/A
142151	N/A	Gold	Teflon	75	N/A
<b>SMC CONNECTORS</b>					
152124	N/A	Nickel	Teflon	50	N/A
152125	N/A	Gold	Teflon	50	N/A



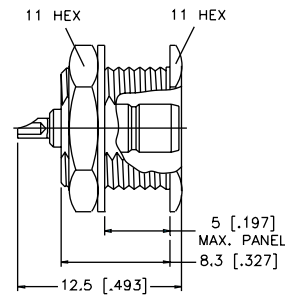
## BULKHEAD JACK RECEPTACLE — REAR MOUNT

P.N.	Cable Group	Finish	Insulation	Impedance	Crimp Tool
<b>SMB CONNECTORS</b>					
142152	N/A	Nickel	Teflon	50	N/A
142153	N/A	Nickel	Teflon	75	N/A
142154	N/A	Gold	Teflon	50	N/A
142155	N/A	Gold	Teflon	75	N/A
<b>SMC CONNECTORS</b>					
152126	N/A	Nickel	Teflon	50	N/A
152127	N/A	Gold	Teflon	50	N/A



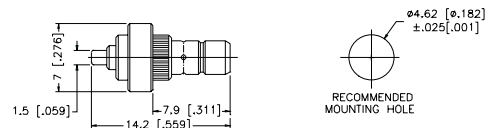
## BULKHEAD RECESSED JACK RECEPTACLE

P.N.	Cable Group	Finish	Insulation	Impedance	Crimp Tool
<b>SMB CONNECTORS</b>					
142156	N/A	Nickel	Teflon	50	N/A
142157	N/A	Nickel	Teflon	75	N/A
142158	N/A	Gold	Teflon	50	N/A
142159	N/A	Gold	Teflon	75	N/A



## PRESS FIT JACK RECEPTACLE

P.N.	Cable Group	Finish	Insulation	Impedance	Crimp Tool
<b>SMB CONNECTORS</b>					
142218	N/A	Gold	Teflon	50	N/A



For Mini 75 ohm SMB connector, add -75 to standard 50 ohm part number. Contact Connex marketing for availability.  
 For Reverse Polarized connectors, add RP to standard part number. Contact Connex marketing for availability.  
 For Crimp Tool information, see page 183.

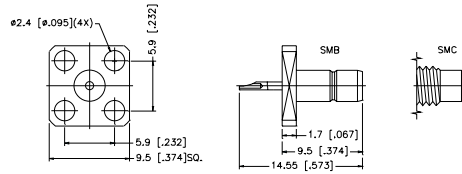
## PANEL MOUNT/SOLDER POT TERMINALS

For Cable Group Legend, see page 54

### PANEL MOUNT JACK RECEPTACLE — 4-HOLE SQUARE FLANGE

P.N.	Cable Group	Finish	Insulation	Impedance	Crimp Tool
<b>SMB CONNECTORS</b>					
142160	N/A	Nickel	Teflon	50	N/A
142161	N/A	Nickel	Teflon	75	N/A
142162	N/A	Gold	Teflon	50	N/A
142163	N/A	Gold	Teflon	75	N/A

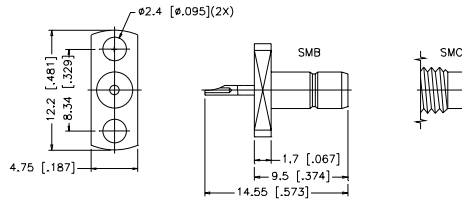
<b>SMC CONNECTORS</b>					
152128	N/A	Nickel	Teflon	50	N/A
152129	N/A	Gold	Teflon	50	N/A



### PANEL MOUNT JACK RECEPTACLE — 2-HOLE FLANGE

P.N.	Cable Group	Finish	Insulation	Impedance	Crimp Tool
<b>SMB CONNECTORS</b>					
142164	N/A	Nickel	Teflon	50	N/A
142165	N/A	Nickel	Teflon	75	N/A
142166	N/A	Gold	Teflon	50	N/A
142167	N/A	Gold	Teflon	75	N/A

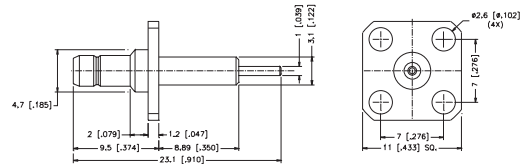
<b>SMC CONNECTORS</b>					
152130	N/A	Nickel	Teflon	50	N/A
152131	N/A	Gold	Teflon	50	N/A



### PANEL MOUNT JACK RECEPTACLE — 2-HOLE/4-HOLE FLANGE, EXTENDED TEFLON

P.N.	Cable Group	Finish	Insulation	Impedance	Crimp Tool
<b>SMB CONNECTORS</b>					
142306	N/A	Gold	Teflon	50	N/A
4-HOLE FLANGE					
142307	N/A	Gold	Teflon	50	N/A
2-HOLE FLANGE					

<b>SMC CONNECTORS</b>					
152136	N/A	Gold	Teflon	50	N/A
4-HOLE FLANGE					

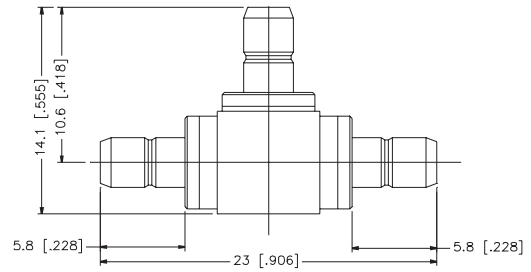


# ADAPTERS

For Cable Group Legend, see page 54

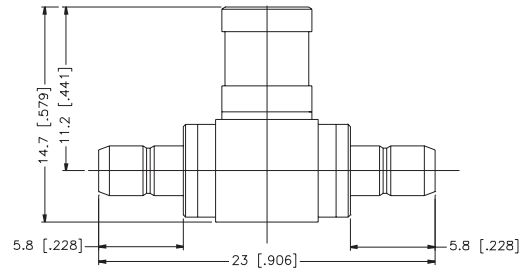
## JACK-TO-JACK-TO-JACK TEE ADAPTER

P.N.	Cable Group	Finish	Insulation	Impedance	Crimp Tool
142299	N/A	Gold	Teflon	50	N/A



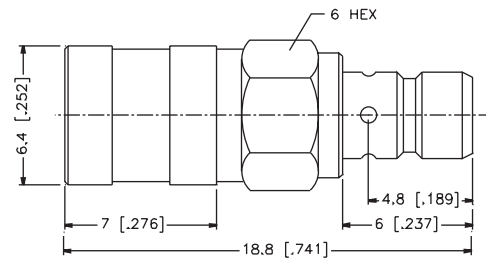
## JACK-TO-PLUG-TO-JACK TEE ADAPTER

P.N.	Cable Group	Finish	Insulation	Impedance	Crimp Tool
142300	N/A	Gold	Teflon	50	N/A



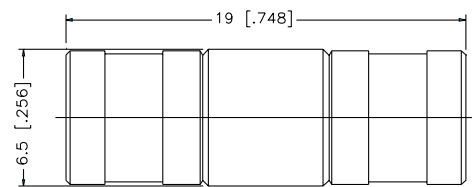
## PLUG-TO-JACK ADAPTER

P.N.	Cable Group	Finish	Insulation	Impedance	Crimp Tool
142310	N/A	Gold	Teflon	50	N/A



## PLUG-TO-PLUG ADAPTER

P.N.	Cable Group	Finish	Insulation	Impedance	Crimp Tool
142245	N/A	Nickel	Teflon	50	N/A
142246	N/A	Gold	Teflon	50	N/A



For Mini 75 ohm SMB connector (RG179/U Cable), add -75 to standard 50 ohm part number. Contact Connex marketing for availability.  
 For Reverse Polarized connectors, add RP to standard part number. Contact Connex marketing for availability.  
 For Crimp Tool information, see page 183.

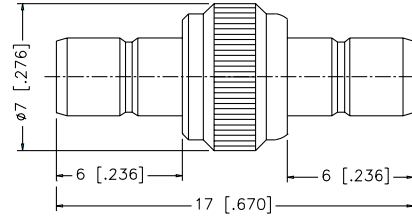


## ADAPTERS

For Cable Group Legend, see page 54

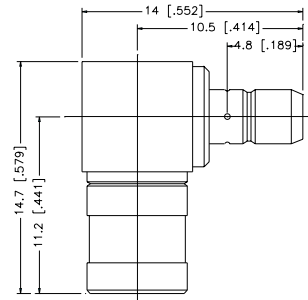
### JACK-TO-JACK ADAPTER

P.N.	Cable Group	Finish	Insulation	Impedance	Crimp Tool
142243	N/A	Nickel	Teflon	50	N/A
142244	N/A	Gold	Teflon	50	N/A



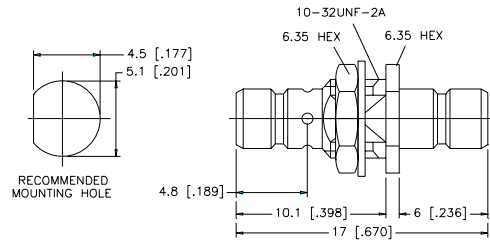
### PLUG-TO-JACK ADAPTER — RIGHT ANGLE

P.N.	Cable Group	Finish	Insulation	Impedance	Crimp Tool
142247	N/A	Nickel	Teflon	50	N/A
142248	N/A	Gold	Teflon	50	N/A



### JACK-TO-JACK ADAPTER — BULKHEAD

P.N.	Cable Group	Finish	Insulation	Impedance	Crimp Tool
142249	N/A	Nickel	Teflon	50	N/A
142250	N/A	Gold	Teflon	50	N/A



## SHIELDED TERMINATIONS FOR COAXIAL CABLE

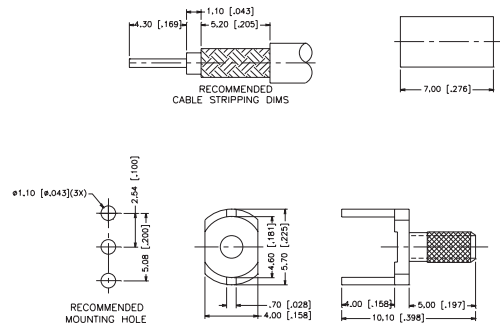
Coaxial terminators are a low-cost solution to connect directly to your PC board, or where a signal needs to be continued within the equipment while the braid is terminated to the panel. Connex offers a large selection of cable types and connector styles. Fits MCX, SMA, SMB and SMC mounting-hole spacing.

### CABLE GROUP LEGEND

01	58/ 58A/ 58C/ 141/ 303/ LMR195™/ B7806A	06A	179/ U DOUBLE BRAIDED	09	B8227/ 89207
01A	55/ 142/ 223/ 400	07	8/ 8A/ 213/ 393	10	.141 SEMI-RIGID/ 402/U
01B	LMR200™/ B7807A	07A	214	11	.085 SEMI-RIGID/ 405/U
02	58 PLENUM/THINNET/ 122U/ B88240/ B89907	07B	8X/ LMR240™/ B7808A	12	.250 SEMI-RIGID
03	59/ 62/ 140/ 210	07C	B9913/ LMR400™/ B7810A/ B8214	13	.047 SEMI-RIGID/ B1674A
03A	59/ U-20AWG	07D	B89913	14	178/ 196
04	59/ U PLENUM	07E	11	15	B8281/ B9231/ B9141
04A	59/ U PLENUM-20AWG	07F	11/ U-14AWG/ B8213/ B9292/ B7731/ B1859A	15A	B88281
05	174/ 188A/ 316/ B7805A	08	6/ 143/ 212	16	180/ 195/ 122/ B8218/ B1865A/ B1855
05A	316/ U DOUBLE BRAIDED	08A	B1694A/ B9248	17	LMR600™
06	179/ 187/ B9221	08B	6 PLENUM/ B1695A	18	AT&T734A/ B1505A
				19	AT&T735A/ B735A1

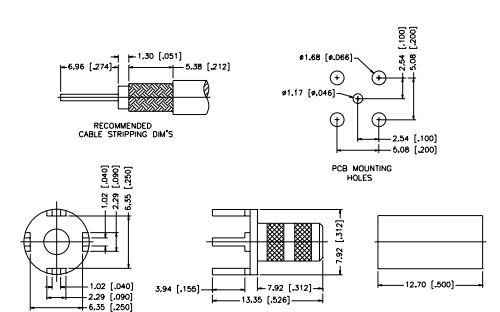
### STRAIGHT CRIMP PCB — 2-HOLE MOUNT

P.N.	Cable Group	Finish	Insulation	Impedance	Crimp Tool
142258	01	Gold	N/A	N/A	N/A
142259	01A	Gold	N/A	N/A	N/A
142260	03	Gold	N/A	N/A	N/A
142256	05/06	Gold	N/A	N/A	N/A
142257	05A/06A	Gold	N/A	N/A	N/A
142305	11	Gold	N/A	N/A	N/A
142261	14	Gold	N/A	N/A	N/A
142262	16	Gold	N/A	N/A	N/A



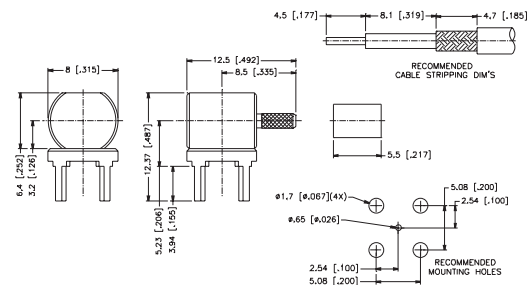
### STRAIGHT CRIMP PCB — 4-HOLE MOUNT

P.N.	Cable Group	Finish	Insulation	Impedance	Crimp Tool
142197	01	Nickel	N/A	N/A	A
142198	01	Gold	N/A	N/A	A
142263	01A	Gold	N/A	N/A	A
142264	03	Gold	N/A	N/A	A
142199	05/06	Nickel	N/A	N/A	B
142200	05/06	Gold	N/A	N/A	B
142265	05A/06A	Gold	N/A	N/A	C
142266	14	Gold	N/A	N/A	B
142267	16	Gold	N/A	N/A	B

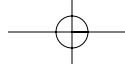


### RIGHT ANGLE CRIMP PCB — 4-HOLE MOUNT

P.N.	Cable Group	Finish	Insulation	Impedance	Crimp Tool
142268	05/06	Gold	N/A	N/A	B
142269	05A/06A	Gold	N/A	N/A	C
142270	14	Gold	N/A	N/A	B



SHIELDED TERMINATIONS FOR COAXIAL CABLE

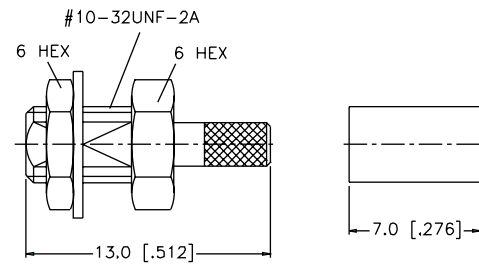



## SHIELDED TERMINATIONS FOR COAXIAL CABLE

For Cable Group Legend, see page 66

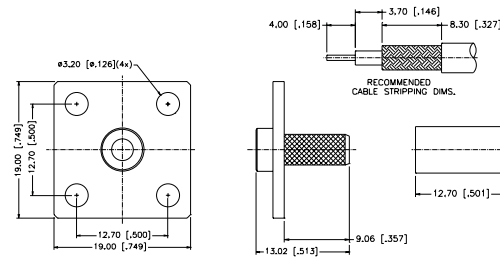
### STRAIGHT CRIMP — BULKHEAD MOUNT

P.N.	Cable Group	Finish	Insulation	Impedance	Crimp Tool
142271	01	Nickel	N/A	N/A	A
142272	01A	Nickel	N/A	N/A	A
142273	03	Nickel	N/A	N/A	A
142207	05/06	Nickel	N/A	N/A	B
142274	05A/06A	Nickel	N/A	N/A	C
142275	14	Nickel	N/A	N/A	B
142276	16	Nickel	N/A	N/A	B



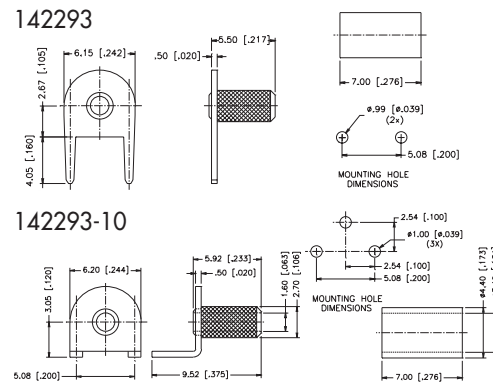
### STRAIGHT CRIMP — 2-HOLE AND 4-HOLE FLANGE MOUNT

P.N.	Cable Group	Finish	Insulation	Impedance	Crimp Tool
142277	01	Nickel	N/A	N/A	A
142278	01A	Nickel	N/A	N/A	A
142280	05	Nickel	N/A	N/A	B
142281	05A	Nickel	N/A	N/A	C
142282	14	Nickel	N/A	N/A	B
142283	16	Nickel	N/A	N/A	B
<b>SMA 4-HOLE FLANGE</b>					
142296	05	Gold	Teflon	N/A	N/A
142295	10	Gold	Teflon	N/A	N/A
142309	11	Gold	Teflon	N/A	N/A
<b>SMA 2-HOLE FLANGE</b>					
142302	05	Gold	Teflon	N/A	N/A
142298	10	Gold	Teflon	N/A	N/A
142294	11	Gold	Teflon	N/A	N/A



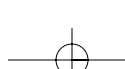
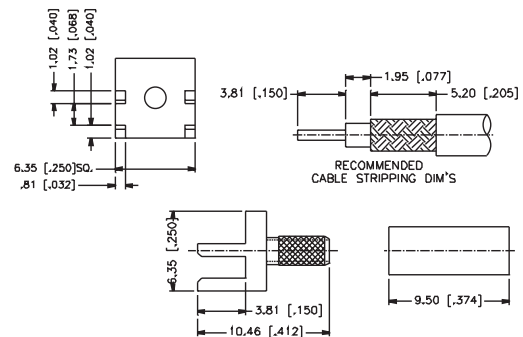
### 2-HOLE PCB MOUNT

P.N.	Cable Group	Finish	Insulation	Impedance	Crimp Tool
142293	05/06	Tin Lead	N/A	N/A	B
142293-10	05/06	Tin Lead RIGHT ANGLE	N/A	N/A	B
142308	08	Tin Lead	N/A	N/A	E



### END LAUNCH MOUNT

P.N.	Cable Group	Finish	Insulation	Impedance	Crimp Tool
142303	05/06	Gold .047" board	N/A	N/A	B
142304	05/06	Gold .062" board	N/A	N/A	B





## BNC COAXIAL CONNECTORS

The Connex BNC connectors are made to a high quality level. Medium size coaxial connectors with bayonet lock. 50 ohm impedance for applications up to 4 GHz and 75 ohm impedance up to 2 GHz.

### 75 OHM SERIES

Within the internationally standardized BNC mating face dimensions, a perfect 75 ohm characteristic impedance cannot be realized. However, at frequencies up to 1000 MHz, the small impedance deviation is negligible for practical applications. Connex true 75 ohm connectors with a typical VSWR reading of 1.06:1 at 2000 MHz are identified by an asterisk following the part number.

All 75 ohm BNC connectors and 50 ohm BNC connectors are intermateable without restrictions.

*Note: Silverplated bodies are available by adding "S" to end of part number. Nexcote (white bronze) plating with no nickel under body or center contact is available by adding "NEX" to end of part number.*

## ELECTRICAL SPECIFICATIONS

Impedance	50 ohm	75 ohm
Frequency Range	0–4 GHz	0–1 GHz
Working Voltage	500 Volts rms.	500 Volts rms.
Dielectric Withstanding Voltage	1500 Volts rms.	1500 Volts rms.
VSWR	1.3 max. 0–4 GHz	1.05+0.1f(GHz) DC to 1 GHz
Contact Resistance	Center contact 1.5 milliohm Outer contact 1.0 milliohm	Center contact 1.5 milliohm Outer contact 1.0 milliohm
Insulation Resistance	5000 megohms (min)	5000 megohms (min)

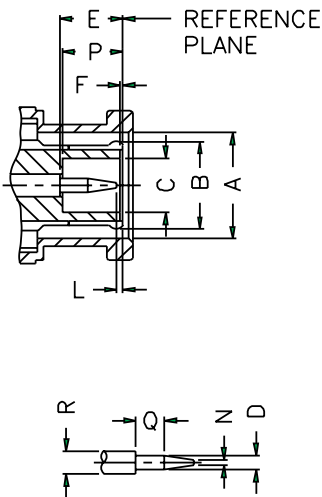
## MATERIAL SPECIFICATIONS

PARTS NAME		MATERIAL	FINISH
Center Contact	Male	Brass	Gold or Silver plated
	Female	Phosphor Bronze (nominal) or Beryllium Copper	Gold or Silver plated
Metal parts		Brass	Nickel*
Insulators		Teflon, Delrin, PBT polyester	None
Clamp gaskets		Silicone rubber, Synthetic rubber	None
Crimp ferrule		Annealed copper	Nickel*



## BNC COAXIAL CONNECTORS

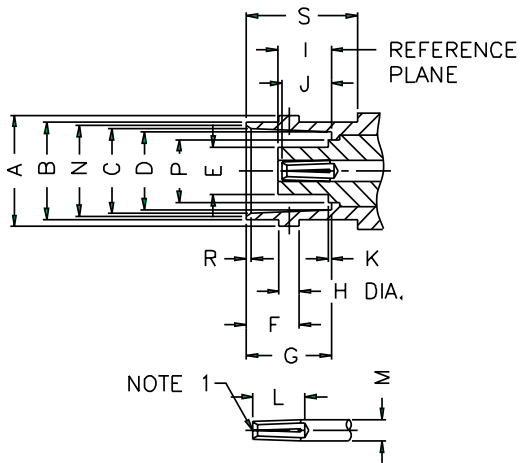
### INTERFACE MATING DIMENSIONS



### PLUG

Letter	Millimeters [Inches]	
	Minimum	Maximum
A	9.78 [.385]	9.91 [.390]
B	FLARED TO MEET GOOD ELECTRICAL CONTACT	
C	4.83 [.190]	—
D	1.32 [.052]	1.37 [.054]
E	5.33 [.210]	5.84 [.230]
F	0.15 [.006]	0.46 [.018]
L	0.08 [.003]	1.02 [.040]
N	—	0.64 [.025]
P	5.28 [.208]	5.79 [.228]
Q	1.98 [.078]	—
R	2.06 [.081]	2.21 [.087]

### JACK



Letter	Millimeters [Inches]	
	Minimum	Maximum
A	10.97 [.432]	11.07 [.436]
B	9.60 [.378]	9.70 [.382]
C	8.31 [.327]	8.46 [.333]
D	8.10 [.319]	8.15 [.321]
E	—	4.72 [.186]
F	5.18 [.204]	5.28 [.208]
G	8.31 [.327]	8.51 [.335]
H	1.91 [.075]	2.06 [.081]
I	4.78 [.188]	5.28 [.208]
J	4.72 [.186]	5.23 [.206]
K	—	0.15 [.006]
L	4.95 [.195]	—
M	2.06 [.081]	2.21 [.087]
N	8.79 [.346]	9.04 [.356]
P	—	6.50 [.256]
R	0.38 [.015]	0.76 [.030]
S	10.52 [.414]	—

NOTE 1: I.D. TO MEET VSWR AND CONTACT RESISTANCE WHEN MATED WITH 1.32/1.37 MM DIA. PIN.

# BNC COAXIAL CONNECTORS

All connector bodies, unless otherwise noted, are nickel plated. Center contacts are 3µ" gold plated. Insulators are Delrin, unless otherwise noted.

Silver plating and Teflon insulators are available on virtually all BNC connectors. Please contact Connex for samples and quotes.

All dimensions in millimeters and [inches].

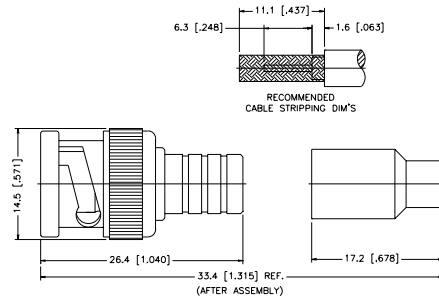
C A B L E G R O U P L E G E N D					
01	58/ 58A/ 58C/ 141/ 303/ LMR195™/ B7806A	06A	179/ U DOUBLE BRAIDED	09	B8227/ 89207
01A	55/ 142/ 223/ 400	07	8/ 8A/ 213/ 393	10	.141 SEMI-RIGID/ 402/U
01B	LMR200™/ B7807A	07A	214	11	.085 SEMI-RIGID/ 405/U
02	58 PLENUM/THINNET/ 122U/ B88240/ B89907	07B	8X/ LMR240™/ B7808A	12	.250 SEMI-RIGID
03	59/ 62/ 140/ 210	07C	B9913/ LMR400™/ B7810A/ B8214	13	.047 SEMI-RIGID/ B1674A
03A	59/ U-20AWG	07D	B89913	14	178/ 196
04	59/ U PLENUM	07E	11	15	B8281/ B9231/ B9141
04A	59/ U PLENUM-20AWG	07F	11/ U-14AWG/ B8213/ B9292/ B7731/ B1859A	15A	B88281
05	174/ 188A/ 316/ B7805A	08	6/ 143/ 212	16	180/ 195/ 122/ B8218/ B1865A/ B1855
05A	316/ U DOUBLE BRAIDED	08A	B1694A/ B9248	17	LMR600™
06	179/ 187/ B9221	08B	6 PLENUM/ B1695A	18	AT&T734A/ B1505A
				19	AT&T735A/ B735A1

## PLUG CRIMP ATTACHMENTS FOR FLEXIBLE CABLE

### STRAIGHT CRIMP PLUG — SINGLE CRIMP

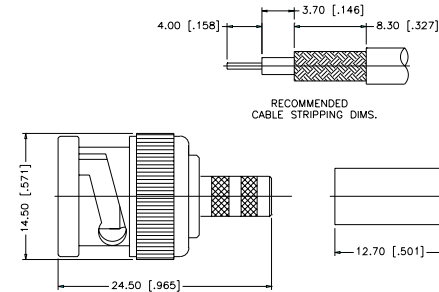

P.N.	Cable Group	Finish	Insulation	Impedance	Crimp Tool
Diecast shell					
112108	01	Nickel	Delrin	50	E
112110	03	Nickel	Delrin	50	E
112112	02	Nickel	Delrin	50	E
112114	04	Nickel	Delrin	50	E

Remark: Only for Solid Center Conductor Cable



### STRAIGHT CRIMP PLUG — CAPTIVE CONTACT — STANDARD CABLE

P.N.	Cable Group	Finish	Insulation	Impedance	Crimp Tool
Brass Shell					
112116	01	Nickel	Delrin	50	A
112514	01A	Nickel	Delrin	50	A
112597	01B	Nickel	Teflon	50	A
112118	03	Nickel	Delrin	50	A
112119	03	Nickel	Delrin	75	A
112952*	03	Nickel	Teflon	75	A
112507	03A	Nickel	Delrin	75	A
112956*	03A	Nickel	Teflon	75	A
112650	—	Nickel	Teflon	75	A
COMMSCOPE F59 HEC-2/B1186A CABLE					
112562	07	Nickel	Teflon	50	D
112589	07A	Nickel	Teflon	50	D
112533	07B	Nickel	Delrin	50	A
112563	07C	Nickel	Teflon	50	L
112627	07D	Nickel	Teflon	50	L
112576	07E	Nickel	Teflon	75	D
112669	07E	Nickel	Teflon	50	D
112606	07F	Nickel	Teflon	75	D
112508	08	Nickel	Delrin	75	E
112565	08A	Nickel	Delrin	75	E
112957*	08A	Nickel	Teflon	75	H
112519	08B	Nickel	Delrin	75	E
112958*	08B	Nickel	Teflon	75	E
112509	15	Nickel	Delrin	75	E
112953*	15	Nickel	Teflon	75	E
112625	15A	Nickel	Delrin	75	E
112951*	18	Nickel	Teflon	75	A
112950*	19	Nickel	Teflon	75	B
112700	LMR300™	Nickel	Teflon	50	D/E
Diecast Shell					
112120	01	Nickel	Delrin	50	A
112122	03	Nickel	Delrin	50	A
112123	03	Nickel	Delrin	75	A



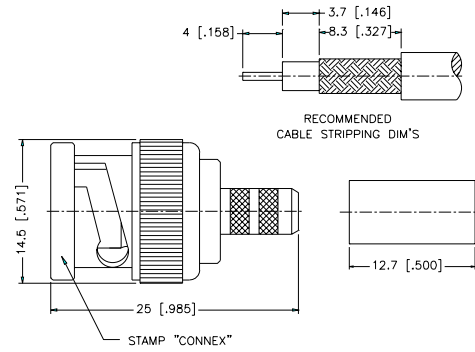
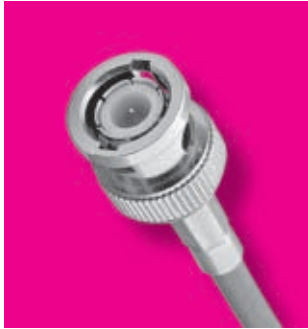
\*Center contact .053" diameter, 30µ" Au. True 75 ohm. Use .044 hex or 12-indent crimp

## PLUG CRIMP ATTACHMENTS FOR FLEXIBLE CABLE

For Cable Group Legend, see page 69

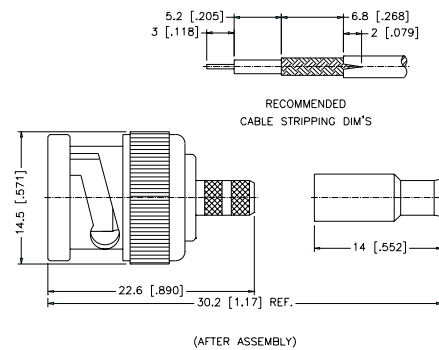
### STRAIGHT CRIMP PLUG — CAPTIVE CONTACT — PLENUM CABLE

P.N.	Cable Group	Finish	Insulation	Impedance	Crimp Tool
Brass Shell					
112124	02	Nickel	Delrin	50	A
112127	04	Nickel	Delrin	75	A
112544	04A	Nickel	Delrin	75	A
Diecast Shell					
112128	02	Nickel	Delrin	50	A



### STRAIGHT CRIMP PLUG — CAPTIVE CONTACT — MINIATURE CABLE

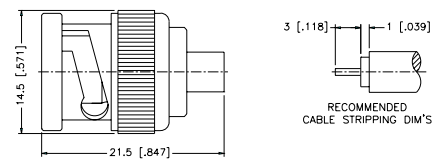

P.N.	Cable Group	Finish	Insulation	Impedance	Crimp Tool
Brass Shell					
112132	05	Nickel	Delrin	50	B
112512	05A	Nickel	Delrin	50	B
112133	06	Nickel	Delrin	75	B
112644	06A	Nickel	Delrin	75	B
112516	14	Nickel	Delrin	50	B
112521	16	Nickel	Delrin	75	B
112955*	16	Nickel	Teflon	75	B
112975*	04A	Nickel	Teflon	75	B
Diecast Shell					
112134	05	Nickel	Delrin	50	B
112135	06	Nickel	Delrin	75	B



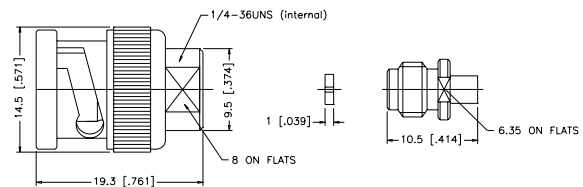
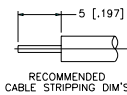
Remark: With teflon sleeve/Hex crimp size.178"  
 \*Center contact .053" diameter, 30µ" Au.  
 True 75 ohm. Use .044 hex or 12-indent crimp

### STRAIGHT SOLDER PLUG — SEMI-RIGID CABLE

P.N.	Cable Group	Finish	Insulation	Impedance	Crimp Tool
112551	10	Nickel/Gold	Teflon	50	N/A
112520	10	Nickel/Gold	Teflon	75	N/A
112552	11	Nickel/Gold	Teflon	50	N/A



112551



112552

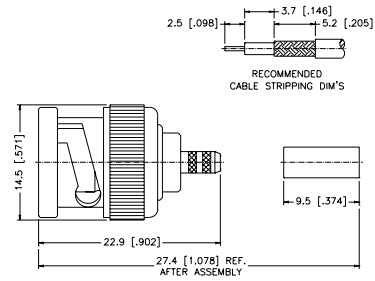

# PLUG CRIMP ATTACHMENTS FOR FLEXIBLE CABLE

For Cable Group Legend, see page 69

## STRAIGHT CRIMP PLUG — PIN-IN-PIN — MINIATURE CABLE

P.N.	Cable Group	Finish	Insulation	Impedance	Crimp Tool
Brass Shell					
112136	05	Nickel	Delrin	50	B
112137	06	Nickel	Delrin	75	B
Diecast Shell					
112138	05	Nickel	Delrin	50	B
112139	06	Nickel	Delrin	75	B

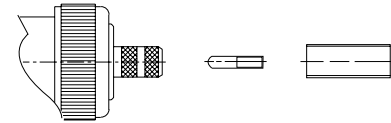
Remark: Hex. crimp size .128"



4-Way Indent Crimp  
Tool No. 47001



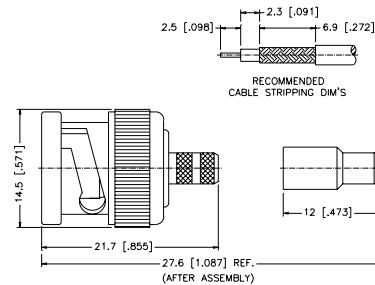

Ferrule Crimp Tool Crimped Size .128"  
Tool No. 47-10150



## STRAIGHT CRIMP PLUG — MINIATURE CABLE

P.N.	Cable Group	Finish	Insulation	Impedance	Crimp Tool
Brass Shell					
112140	06	Nickel	TPX	75	B
Diecast Shell					
112142	06	Nickel	TPX	75	B

Remark: TPX Insulator/75 ohm AVAILABLE ONLY



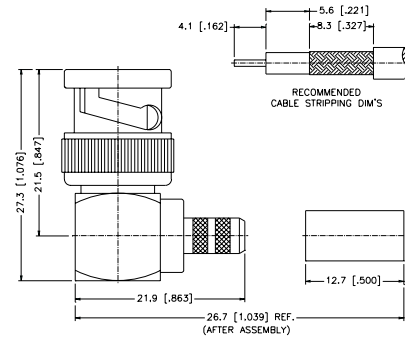


## RIGHT ANGLE PLUG CRIMP ATTACHMENTS FOR FLEXIBLE CABLE

For Cable Group Legend, see page 69

### RIGHT ANGLE CRIMP/SOLDER PLUG — STANDARD CABLE

P.N.	Cable Group	Finish	Insulation	Impedance	Crimp Tool
<b>Brass Shell</b>					
112162	01	Nickel	Delrin	50	A
112526	01A	Nickel	Delrin	50	A
112599	01B	Nickel	Teflon	50	A
112164	03	Nickel	Delrin	50	A
112165	03	Nickel	Delrin	75	A
112960*	03	Nickel	Teflon	75	A
112467	01	Nickel	Teflon	50	A
112470	03	Nickel	Teflon	75	A
112594	07	Nickel	Teflon	50	D
112595	07A	Nickel	Teflon	50	D
112601	07B	Nickel	Delrin	50	A
112596	07C	Nickel	Delrin	50	D
112961*	18	Nickel	Teflon	75	A
112962*	19	Nickel	Teflon	75	B



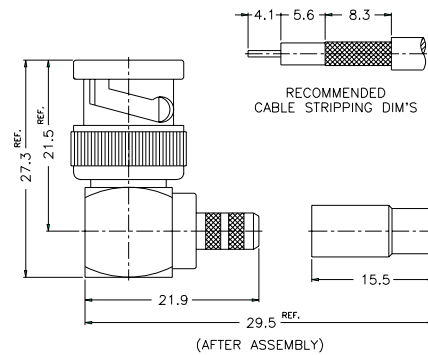
P.N.	Cable Group	Finish	Insulation	Impedance	Crimp Tool
<b>Diecast Shell</b>					
112166	01	Nickel	Delrin	50	A
112168	03	Nickel	Delrin	50	A
112169	03	Nickel	Delrin	75	A

Remark: Cable Center Conductor Solder to pin directly

\*Center contact .053" diameter, 30μ" Au.  
True 75 ohm. Use .044 hex or 12-indent crimp

### RIGHT ANGLE CRIMP/SOLDER PLUG — PLENUM CABLE

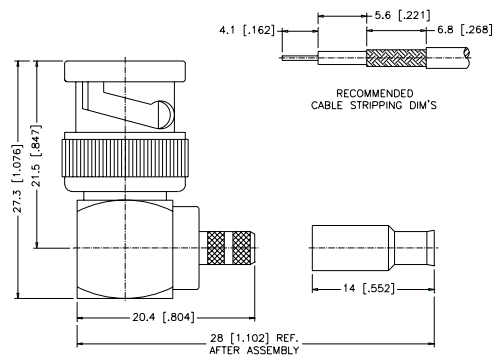
P.N.	Cable Group	Finish	Insulation	Impedance	Crimp Tool
<b>Brass Shell</b>					
112170	02	Nickel	Delrin	50	A
112173	04	Nickel	Delrin	75	A
<b>Diecast Shell</b>					
112174	02	Nickel	Delrin	50	A
112177	04	Nickel	Delrin	75	A



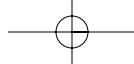
Remark: Cable Center Conductor Solder to pin directly

### RIGHT ANGLE CRIMP/SOLDER PLUG — MINIATURE CABLE

P.N.	Cable Group	Finish	Insulation	Impedance	Crimp Tool
<b>Brass Shell</b>					
112178	05	Nickel	Delrin	50	B
112528	05A	Nickel	Delrin	50	B
112179	06	Nickel	Delrin	75	B
112646	06A	Nickel	Delrin	75	B
112588	16	Nickel	Delrin	75	B



Remark: Cable Center Conductor Solder to pin directly

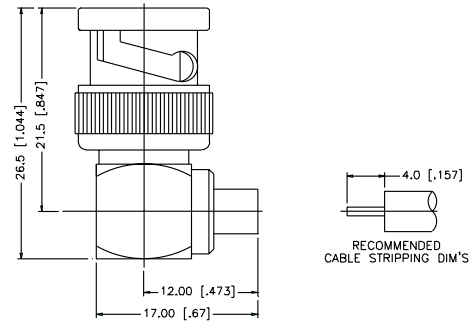


## RIGHT ANGLE PLUG CRIMP ATTACHMENTS FOR FLEXIBLE CABLE

For Cable Group Legend, see page 69

### RIGHT ANGLE SOLDER PLUG — SEMI-RIGID CABLE

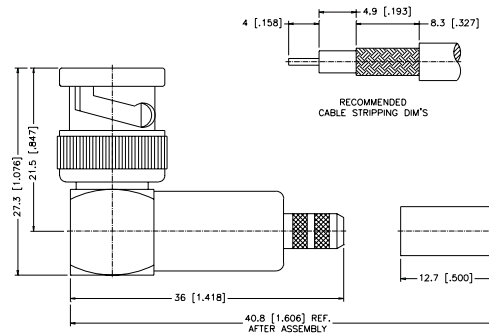
P.N.	Cable Group	Finish	Insulation	Impedance	Crimp Tool
112617	10	Nickel/Gold	Teflon	50	N/A
112614	11	Nickel/Gold	Teflon	50	N/A



### RIGHT ANGLE CRIMP/CRIMP PLUG — STANDARD CABLE

P.N.	Cable Group	Finish	Insulation	Impedance	Crimp Tool
Brass Shell					
112182	01	Nickel	Delrin	50	A
112184	03	Nickel	Delrin	50	A
112185	03	Nickel	Delrin	75	A
112540	08	Nickel	Teflon	75	E
112539	15	Nickel	Teflon	75	A
Diecast Shell					
112186	01	Nickel	Delrin	50	A
112189	03	Nickel	Delrin	75	A

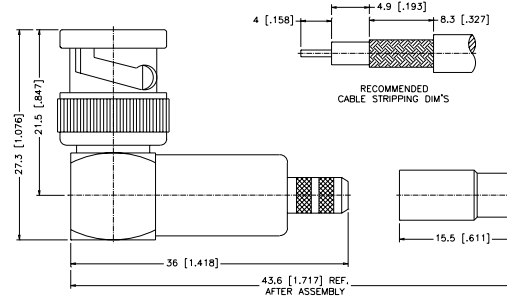

Remark: Crimp/Crimp Type



### RIGHT ANGLE CRIMP/CRIMP PLUG — PLENUM CABLE

P.N.	Cable Group	Finish	Insulation	Impedance	Crimp Tool
Brass Shell					
112190	02	Nickel	Delrin	50	A
112193	04	Nickel	Delrin	75	A
Diecast Shell					
112194	02	Nickel	Delrin	50	A
112197	04	Nickel	Delrin	75	A

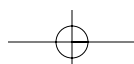
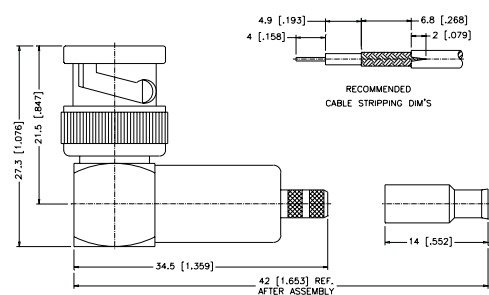
Remark: Crimp/Crimp Type



### RIGHT ANGLE CRIMP/CRIMP PLUG — MINIATURE CABLE

P.N.	Cable Group	Finish	Insulation	Impedance	Crimp Tool
Brass Shell					
112198	05	Nickel	Delrin	50	B
112199	06	Nickel	Delrin	75	B
Diecast Shell					
112200	05	Nickel	Delrin	50	B
112201	06	Nickel	Delrin	75	B

Remark: With teflon sleeve Hex. crimp size .178" Crimp/Crimp Type



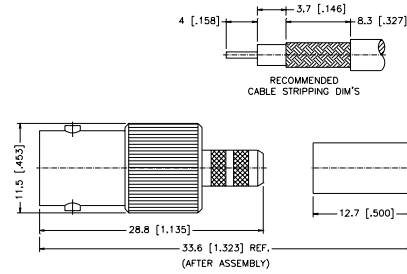
# JACK CRIMP ATTACHMENTS FOR FLEXIBLE CABLE

For Cable Group Legend, see page 69

## STRAIGHT CRIMP JACK — STANDARD CABLE

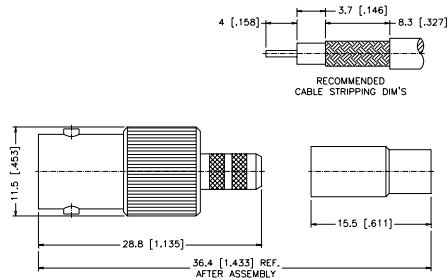
P.N.	Cable Group	Finish	Insulation	Impedance	Crimp Tool
Captured					
112144	01	Nickel	Teflon	50	A
112148	01	Nickel	Delrin	50	A
112513	01A	Nickel	Delrin	50	A
112598	01B	Nickel	Teflon	50	A
112146	03	Nickel	Teflon	50	A
112147	03	Nickel	Teflon	75	A
112150	03	Nickel	Delrin	50	A
112649	03A	Nickel	Teflon	75	A
112605	07B	Nickel	Teflon	50	A
112603	07C	Nickel	Teflon	50	D
112965*	08A	Nickel	Teflon	75	H
112966*	08B	Nickel	Teflon	75	E
112628	15	Nickel	Teflon	75	E
112973*	18	Nickel	Teflon	75	A
112974*	19	Nickel	Teflon	75	B

\*Center contact .052" diameter, 30µ" Au. True 75 ohm. Use .044 hex or 12-indent crimp



## STRAIGHT CRIMP JACK — PLENUM CABLE

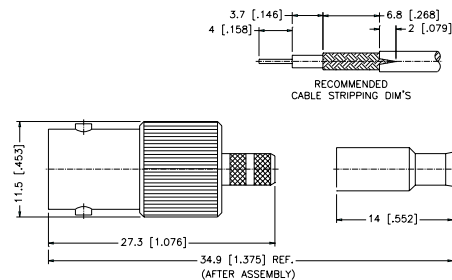
P.N.	Cable Group	Finish	Insulation	Impedance	Crimp Tool
Teflon/Captured					
112152	02	Nickel	Teflon	50	A
112155	04	Nickel	Teflon	75	A
112645	04A	Nickel	Teflon	75	A



## STRAIGHT CRIMP JACK — MINIATURE AND SEMI-RIGID CABLE

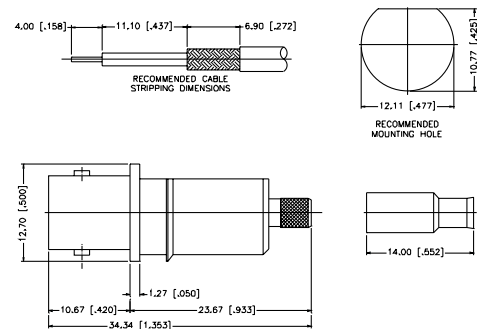
P.N.	Cable Group	Finish	Insulation	Impedance	Crimp Tool
112160	05	Nickel	Delrin	50	B
112529	05A	Nickel	Teflon	50	B
112161	06	Nickel	Delrin	75	B
112647	06A	Nickel	Delrin	75	B
112618	10	Nickel/Gold	Teflon	50	N/A
112615	11	Nickel/Gold	Teflon	50	N/A
112631	14	Nickel	Delrin	50	B
112559	16	Nickel	Delrin	75	B

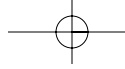
Remark: With teflon sleeve, Hex crimp size .178"



## BULKHEAD CRIMP JACK — SNAP-IN PANEL

P.N.	Cable Group	Finish	Insulation	Impedance	Crimp Tool
112636	05	Nickel	Teflon	50	B





# BULKHEAD JACK CRIMP ATTACHMENTS FOR FLEXIBLE CABLE

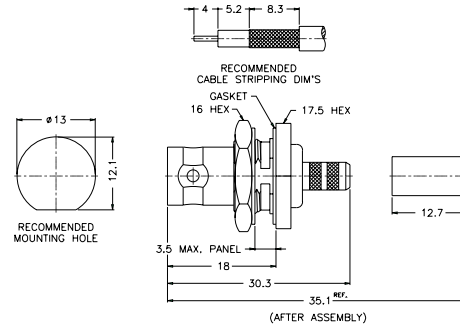
For Cable Group Legend, see page 69

## BULKHEAD CRIMP JACK — STANDARD CABLE

P.N.	Cable Group	Finish	Insulation	Impedance	Crimp Tool
<b>Teflon/Captured</b>					
112202	01	Nickel	Teflon	50	A
112505	01A	Nickel	Teflon	50	A
112600	01B	Nickel	Teflon	50	A
112204	03	Nickel	Teflon	50	A
112205	03	Nickel	Teflon	75	A
112630	03A	Nickel	Teflon	75	A
112602	07B	Nickel	Teflon	50	A
112604	07C	Nickel	Teflon	50	L
112662	08A	Nickel	Teflon	75	E
112982	08A	Nickel	Teflon	75	E
112593	08B	Nickel	Teflon	50	E
112629	15	Nickel	Teflon	75	E

P.N.	Cable Group	Finish	Insulation	Impedance	Crimp Tool
<b>Delrin/Non Captured</b>					
112206	01	Nickel	Delrin	50	A
112208	03	Nickel	Delrin	50	A
112209	03	Nickel	Delrin	75	A

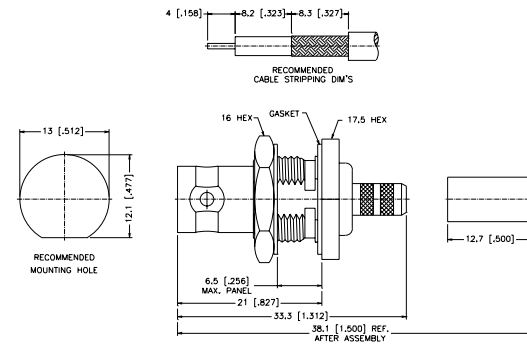
Remark: 3.5 [.138] Max. panel thickness  
 \*Center contact .053" diameter, 30µ" Au.  
 True 75 ohm. Use .044 hex or 12-indent crimp



## BULKHEAD CRIMP JACK — STANDARD CABLE

P.N.	Cable Group	Finish	Insulation	Impedance	Crimp Tool
<b>Teflon/Captured</b>					
112210	01	Nickel	Teflon	50	A
112213	03	Nickel	Teflon	75	A

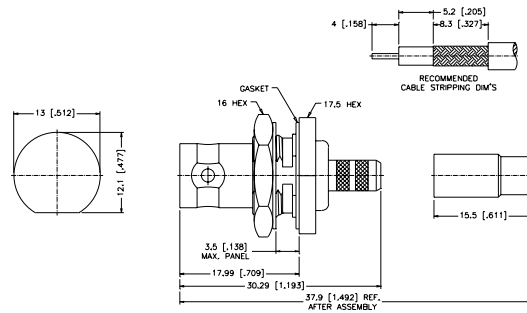
Remark: 6.5 [.256] Max. panel thickness



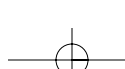
## BULKHEAD CRIMP JACK — PLENUM CABLE

P.N.	Cable Group	Finish	Insulation	Impedance	Crimp Tool
<b>Teflon/Captured</b>					
112218	02	Nickel	Teflon	50	A
112221	04	Nickel	Teflon	75	A

Remark: 3.5 [.138] Max. panel thickness



For Reverse Polarized connectors, add RP to standard part number. Contact Connex marketing for availability.  
 For Crimp Tool information, see page 183.



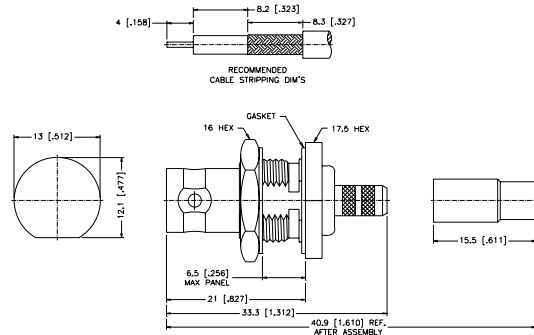
## BULKHEAD JACK CRIMP ATTACHMENTS FOR FLEXIBLE CABLE

For Cable Group Legend, see page 69

### BULKHEAD CRIMP JACK — PLENUM CABLE

P.N.	Cable Group	Finish	Insulation	Impedance	Crimp Tool
Teflon/Captured					
112226	02	Nickel	Teflon	50	A
112229	04	Nickel	Teflon	75	A

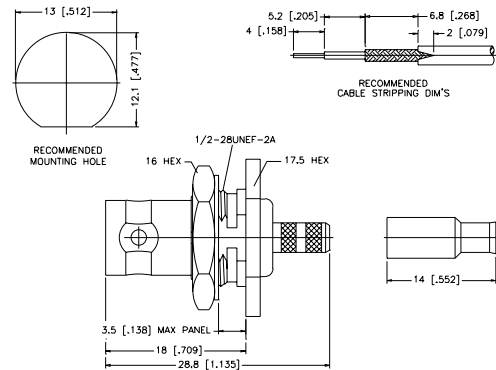
Remark: 6.5 [.256] Max. panel thickness



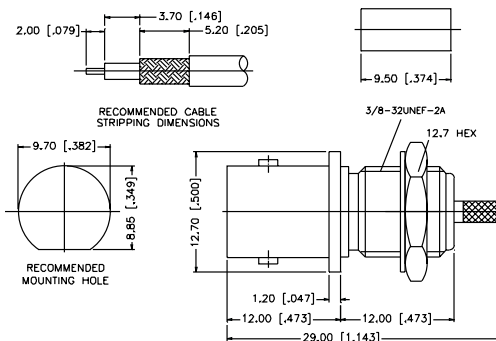
### BULKHEAD CRIMP JACK — MINIATURE CABLE

P.N.	Cable Group	Finish	Insulation	Impedance	Crimp Tool
112234	05	Nickel	Delrin	50	B
112517	05A	Nickel	Delrin	50	B
112635	05A	Nickel	Teflon	50	C
FRONT MOUNT					
112235	06	Nickel	Delrin	75	B
112654	06	Nickel	Teflon	75	B
FRONT MOUNT					
112648	06A	Nickel	Delrin	75	B
112522	14	Nickel	Delrin	50	B
112568	16	Nickel	Teflon	75	B
112970*	18	Nickel	Teflon	75	A
112969*	19	Nickel	Teflon	75	B

\*Center contact .052" diameter, 30μ" Au, true 75 ohm. Use .044 Hex. crimp or 12-indent crimp.



### 112587, 112634

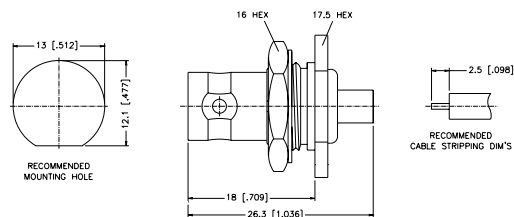


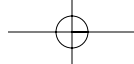
112587	05	Nickel	Teflon	50	B
FRONT MOUNT					
112634	05A	Nickel	Teflon	50	C
FRONT MOUNT					

Remark: With teflon sleeve, Hex. crimp size .178", 3.5 [.138] Max. panel thickness

### BULKHEAD SOLDER JACK — SEMI-RIGID CABLE

P.N.	Cable Group	Finish	Insulation	Impedance	Crimp Tool
112581	10	Nickel/Gold	Teflon	50	N/A
112580	11	Nickel/Gold	Teflon	50	N/A
112609	11	Nickel/Gold	Teflon	50	N/A
FRONT MOUNT					
112632	11	Nickel/Gold	Teflon	75	N/A
FRONT MOUNT					





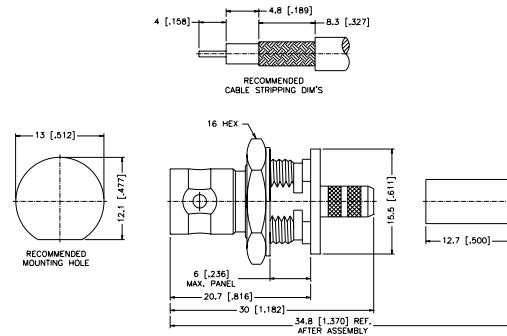
# BULKHEAD JACK CRIMP ATTACHMENTS FOR FLEXIBLE CABLE

For Cable Group Legend, see page 69

## BULKHEAD ISOLATED CRIMP JACK — STANDARD CABLE

P.N.	Cable Group	Finish	Insulation	Impedance	Crimp Tool
Teflon/Captured					
112236	01	Nickel	Teflon	50	A
112652	01A	Nickel	Teflon	50	A
112238	03	Nickel	Teflon	50	A
112239	03	Nickel	Teflon	75	A

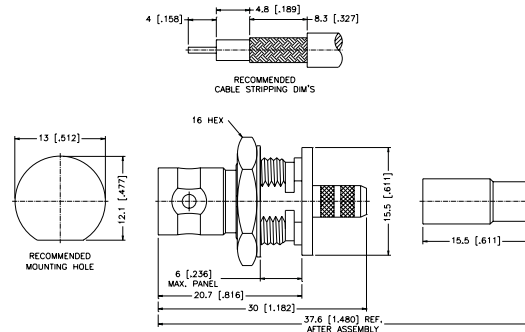
Remark: 6.0 [.236] Max. panel thickness



## BULKHEAD ISOLATED CRIMP JACK — PLENUM CABLE

P.N.	Cable Group	Finish	Insulation	Impedance	Crimp Tool
112244	02	Nickel	Teflon	50	A
112247	04	Nickel	Teflon	75	A

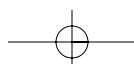
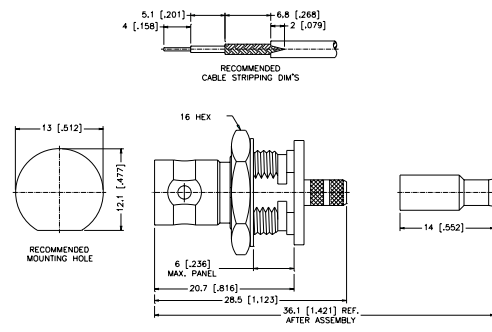
Remark: 6.0 [.236] Max. panel thickness



## BULKHEAD ISOLATED CRIMP JACK — MINIATURE CABLE

P.N.	Cable Group	Finish	Insulation	Impedance	Crimp Tool
112252	05	Nickel	Teflon	50	B
112253	06	Nickel	Teflon	75	B

Remark: 6.0 [.236] Max. panel thickness



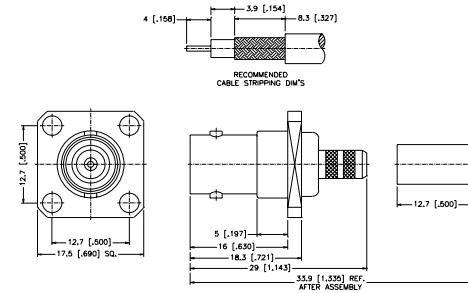
## PANEL JACK CRIMP ATTACHMENTS FOR FLEXIBLE CABLE/RECEPTACLE

For Cable Group Legend, see page 69

### PANEL CRIMP JACK — STANDARD CABLE

P.N.	Cable Group	Finish	Insulation	Impedance	Crimp Tool
112272	01	Nickel	Teflon	50	A
112527	01A	Nickel	Delrin	50	A
112274	03	Nickel	Teflon	50	A
112275	03	Nickel	Teflon	75	A

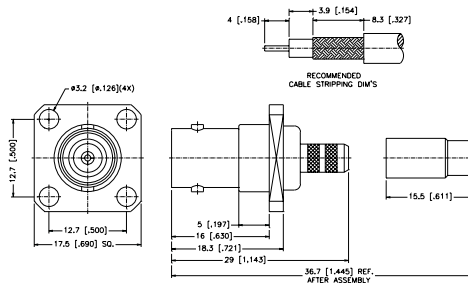
Remark: 5.0 [.197] Max. panel thickness



### PANEL CRIMP JACK — PLENUM CABLE

P.N.	Cable Group	Finish	Insulation	Impedance	Crimp Tool
112280	02	Nickel	Teflon	50	A
112283	04	Nickel	Teflon	75	A

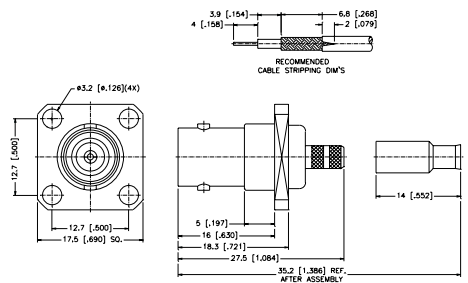
Remark: 5.0 [.197] Max. panel thickness

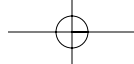


### PANEL CRIMP JACK — MINIATURE AND SEMI-RIGID CABLE

P.N.	Cable Group	Finish	Insulation	Impedance	Crimp Tool
112288	05	Nickel	Delrin	50	B
112530	05A	Nickel	Delrin	50	B
112289	06	Nickel	Delrin	75	B
112619	10	Nickel/Gold	Teflon	50	N/A
112616	11	Nickel/Gold	Teflon	50	N/A

Remark: 5.0 [.197] Max. panel thickness





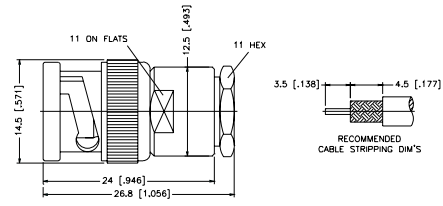

# CLAMP ATTACHMENTS FOR FLEXIBLE CABLE

For Cable Group Legend, see page 69

## STRAIGHT CLAMP PLUG — CAPTIVE CONTACT

P.N.	Cable Group	Finish	Insulation	Impedance	Crimp Tool
Brass shell					
112332	01	Nickel	Delrin	50	N/A
112334	03	Nickel	Delrin	50	N/A
112335	03	Nickel	Delrin	75	N/A
112531	07	Nickel	Teflon	50	N/A
112558	07E	Nickel	Teflon	75	N/A
112657	07F	Nickel	Teflon	75	N/A

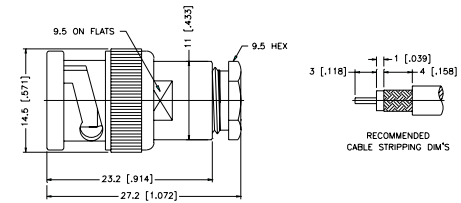

Remark: Barrel O.D. = 12.5 mm



## STRAIGHT CLAMP PLUG — CAPTIVE CONTACT

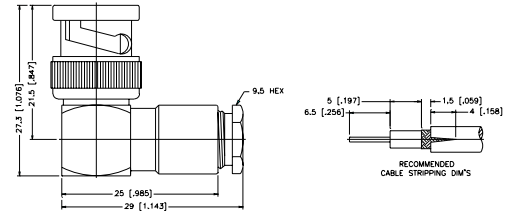

P.N.	Cable Group	Finish	Insulation	Impedance	Crimp Tool
Brass Shell					
112348	01	Nickel	Delrin	50	N/A
112350	03	Nickel	Delrin	50	N/A
112351	03	Nickel	Delrin	75	N/A
112477	06	Nickel	Teflon	75	N/A
Diecast Shell					
112352	01	Nickel	Delrin	50	N/A
112354	03	Nickel	Delrin	50	N/A

Remark: UG-88/U, UG-260/U



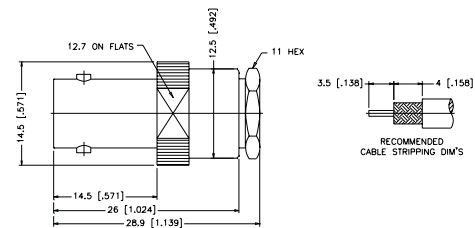
## RIGHT ANGLE CLAMP PLUG

P.N.	Cable Group	Finish	Insulation	Impedance	Crimp Tool
Brass Shell					
112356	01	Nickel	Delrin	50	N/A
112358	03	Nickel	Delrin	50	N/A
112359	03	Nickel	Delrin	75	N/A
112360	02	Nickel	Delrin	50	N/A
112362	04	Nickel	Delrin	50	N/A
112363	04	Nickel	Delrin	75	N/A

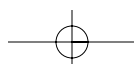


## STRAIGHT CLAMP JACK — CAPTIVE CONTACT

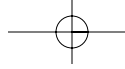
P.N.	Cable Group	Finish	Insulation	Impedance	Crimp Tool
112372	01	Nickel	Teflon	50	N/A
112374	03	Nickel	Teflon	50	N/A
112375	03	Nickel	Teflon	75	N/A
112376	02	Nickel	Teflon	50	N/A
112378	04	Nickel	Teflon	50	N/A
112379	04	Nickel	Teflon	75	N/A
112642	07	Nickel	Teflon	50	N/A



For Reverse Polarized connectors, add RP to standard part number. Contact Connex marketing for availability.  
For Crimp Tool information, see page 183.





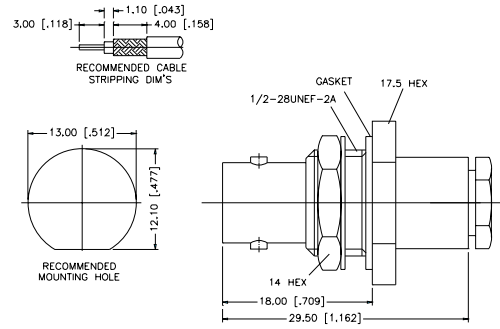


## CLAMP ATTACHMENTS FOR FLEXIBLE CABLE

For Cable Group Legend, see page 69

### BULKHEAD CLAMP JACK — CAPTIVE CONTACT

P.N.	Cable Group	Finish	Insulation	Impedance	Crimp Tool
112577	01	Nickel	Teflon	50	N/A
112612	05	Nickel	Teflon	50	N/A
112613	06	Nickel	Teflon	75	N/A

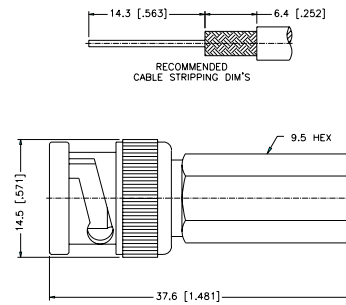


## TWIST-ON ATTACHMENTS FOR FLEXIBLE CABLE

### TWIST-ON PLUG

P.N.	Cable Group	Finish	Insulation	Impedance	Crimp Tool
<b>Brass Shell</b>					
112292	01	Nickel	Delrin	50	N/A
112294	03	Nickel	Delrin	50	N/A
112295	03	Nickel	Delrin	75	N/A
112296	02	Nickel	Delrin	50	N/A
112298	04	Nickel	Delrin	50	N/A
112299	04	Nickel	Delrin	75	N/A
112485	08	Nickel	Delrin	75	N/A
<b>Diecast Shell</b>					
112300	01	Nickel	Delrin	50	N/A
112302	03	Nickel	Delrin	50	N/A
112303	03	Nickel	Delrin	75	N/A
112486	08	Nickel	Delrin	75	N/A

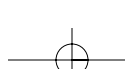
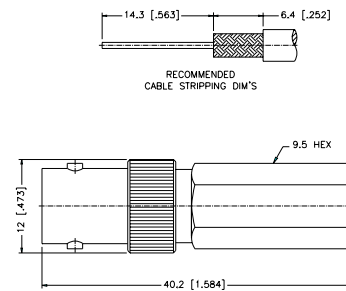
Remark: Only for solid center conductor cable

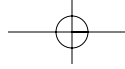


### TWIST-ON JACK

P.N.	Cable Group	Finish	Insulation	Impedance	Crimp Tool
112308	01	Nickel	Delrin	50	N/A
112310	03	Nickel	Delrin	50	N/A
112312	02	Nickel	Delrin	50	N/A
112314	04	Nickel	Delrin	50	N/A

Remark: Only for solid center conductor cable





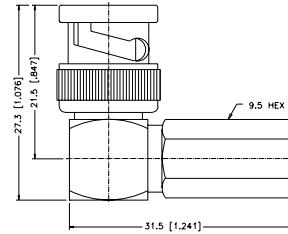
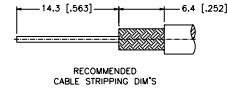
## TWIST-ON ATTACHMENTS FOR FLEXIBLE CABLE

For Cable Group Legend, see page 69

### RIGHT ANGLE TWIST-ON PLUG

P.N.	Cable Group	Finish	Insulation	Impedance	Crimp Tool
Diecast Shell					
112324	01	Nickel	Delrin	50	N/A
112326	03	Nickel	Delrin	50	N/A
112327	03	Nickel	Delrin	75	N/A
112328	02	Nickel	Delrin	50	N/A
112330	04	Nickel	Delrin	50	N/A

Remark: Only for solid center conductor cable

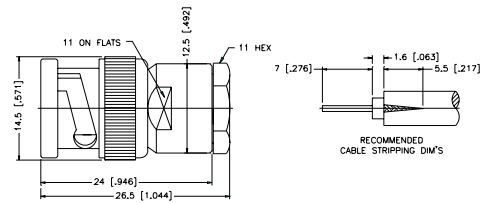



## WEDGE COMPRESSION ATTACHMENTS FOR FLEXIBLE CABLE

### WEDGE COMPRESSION PLUG

P.N.	Cable Group	Finish	Insulation	Impedance	Crimp Tool
Brass Shell					
112380	01	Nickel	Delrin	50	N/A
112382	03	Nickel	Delrin	50	N/A
112383	03	Nickel	Delrin	75	N/A
112384	02	Nickel	Delrin	50	N/A
112386	04	Nickel	Delrin	50	N/A
112387	04	Nickel	Delrin	75	N/A

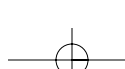
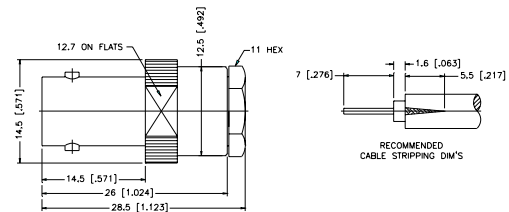
Remark: With wedge pin



### WEDGE COMPRESSION JACK

P.N.	Cable Group	Finish	Insulation	Impedance	Crimp Tool
112396	01	Nickel	Teflon	50	N/A
112398	03	Nickel	Teflon	50	N/A
112399	03	Nickel	Teflon	75	N/A
112400	02	Nickel	Teflon	50	N/A
112402	04	Nickel	Teflon	50	N/A
112403	04	Nickel	Teflon	75	N/A

Remark: With wedge contact



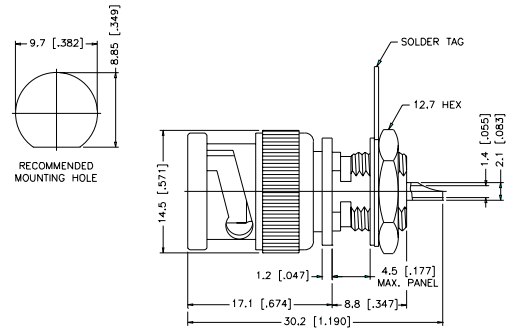
## BULKHEAD RECEPTACLE/SOLDER POT TERMINALS

For Cable Group Legend, see page 69

### BULKHEAD RECEPTACLE PLUG

P.N.	Cable Group	Finish	Insulation	Impedance	Crimp Tool
Brass Shell					
112420	N/A	Nickel	Delrin	50	N/A
112421	N/A	Nickel	Delrin	75	N/A

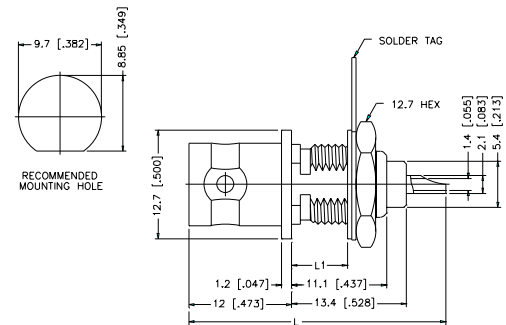
Remark: 4.5 [.177] Max. panel thickness



### BULKHEAD RECEPTACLE JACK

P.N.	Cable Group	Finish	Insulation	Impedance	Crimp Tool
L1 = 3.2 [.126] Max. panel thickness, L = 26.7 [1.05]					
112424	N/A	Nickel	Delrin	50	N/A
112424T	N/A	Nickel	Teflon	50	N/A
112575	N/A	Nickel	Delrin	50	N/A
DIE CAST BODY					
112575-75					
	N/A	Nickel	Delrin	75	N/A
DIE CAST BODY					
L1 = 6.5 [.256] Max. panel thickness, L = 30.0 [1.18]					
112426	N/A	Nickel	Delrin	50	N/A
112427	N/A	Nickel	Delrin	75	N/A

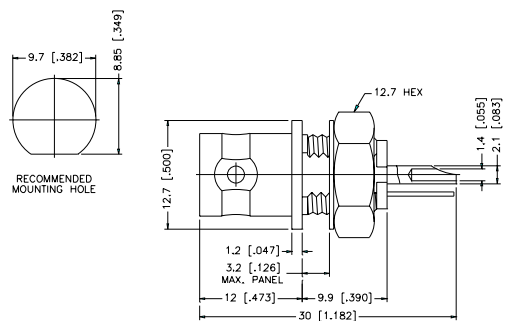
L1 = 9.5 [.374] Max. panel thickness, L = 33.0 [1.30]					
112428	N/A	Nickel	Delrin	50	N/A
112429	N/A	Nickel	Delrin	75	N/A

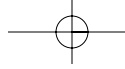


### BULKHEAD RECEPTACLE ISOLATED JACK

P.N.	Cable Group	Finish	Insulation	Impedance	Crimp Tool
112431	N/A	Nickel	ABS	50	N/A
112432	N/A	Nickel	ABS	75	N/A

Remark: Isolated from ground,  
3.2 [.126] Max. panel thickness



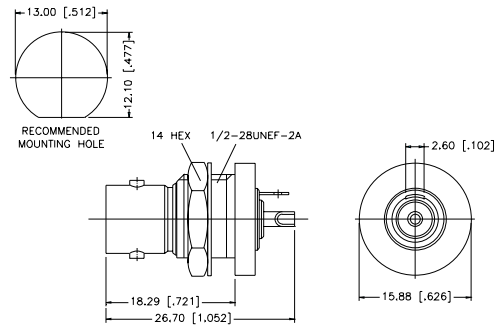


# BULKHEAD RECEPTACLE/SOLDER POT TERMINALS

For Cable Group Legend, see page 69

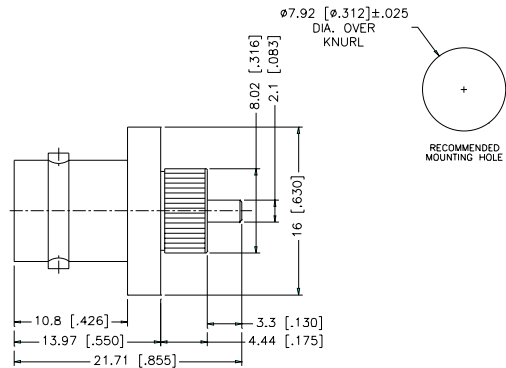
## BULKHEAD RECEPTACLE ISOLATED JACK — REAR MOUNT

P.N.	Cable Group	Finish	Insulation	Impedance	Crimp Tool
112624	N/A	Nickel	Teflon	50	N/A



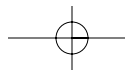
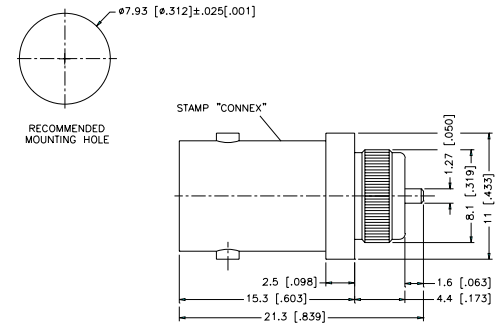
## BULKHEAD RECEPTACLE — PRESS FIT

P.N.	Cable Group	Finish	Insulation	Impedance	Crimp Tool
112579	N/A	Nickel	Teflon	50	N/A



## BULKHEAD RECEPTACLE — PRESS FIT

P.N.	Cable Group	Finish	Insulation	Impedance	Crimp Tool
112607	N/A	Nickel	Teflon	50	N/A

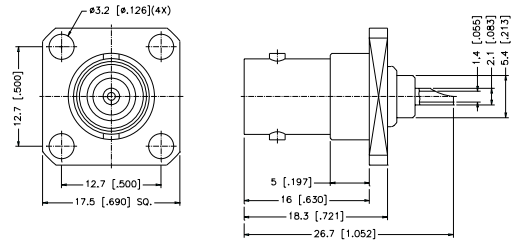


## PANEL RECEPTACLES

For Cable Group Legend, see page 69

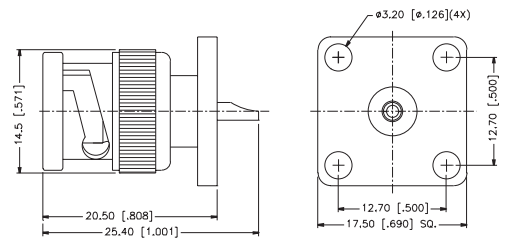
### PANEL RECEPTACLE JACK

P.N.	Cable Group	Finish	Insulation	Impedance	Crimp Tool
112290	N/A	Nickel	Teflon	50	N/A
112291	N/A	Nickel	Teflon	75	N/A
112492	N/A	Nickel FLUSH REAR	Teflon	50	N/A
112511	N/A	Nickel FLUSH REAR 4-40 SCREWS	Teflon	50	N/A



### PANEL RECEPTACLE PLUG

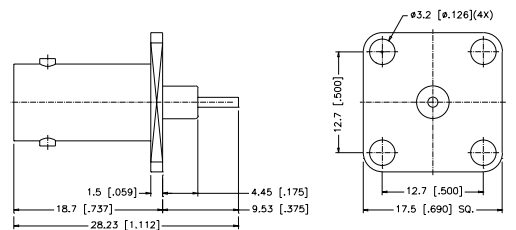
P.N.	Cable Group	Finish	Insulation	Impedance	Crimp Tool
112653	N/A	Nickel	Teflon	50	A



### PANEL RECEPTACLE JACK — EXPOSED TFE TYPE

P.N.	Cable Group	Finish	Insulation	Impedance	Crimp Tool
112524N	N/A	Nickel	Teflon	50	N/A
112524S	N/A	Silver	Teflon	50	N/A

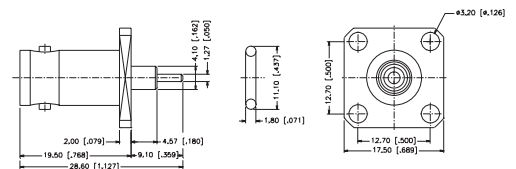
NOTE: Consult factory for other lengths available

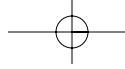


### PANEL RECEPTACLE — EXPOSED TEFLON — GASKET SEAL

P.N.	Cable Group	Finish	Insulation	Impedance	Crimp Tool
112639	N/A	Nickel	Teflon	50	N/A

Note: Consult factory for other lengths available.



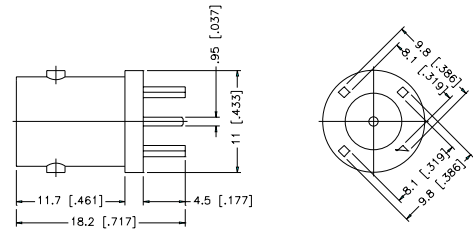


# PRINTED CIRCUIT BOARD/RECEPTACLES

For Cable Group Legend, see page 69

## STRAIGHT PCB MOUNT JACK

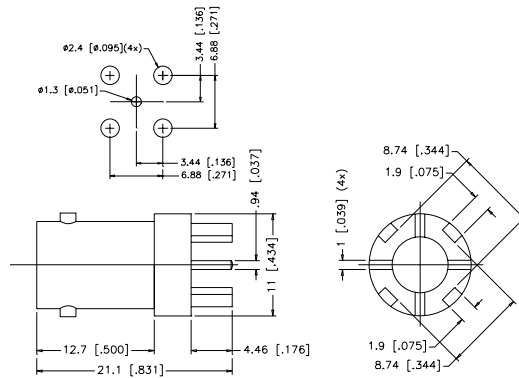
P.N.	Cable Group	Finish	Insulation	Impedance	Crimp Tool
112404	N/A	Nickel	Teflon	50	N/A
112405	N/A	Nickel	Teflon	75	N/A



Mounting Hole Dia. see "TYPE C" page 185

## STRAIGHT PCB MOUNT JACK

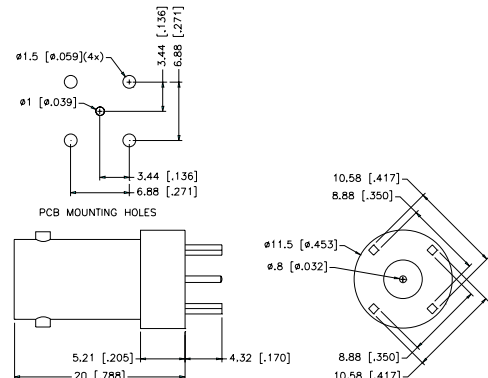
P.N.	Cable Group	Finish	Insulation	Impedance	Crimp Tool
112538	N/A	Nickel	Teflon	50	N/A
112543	N/A	Nickel	Teflon	75	N/A



## STRAIGHT PCB MOUNT JACK

P.N.	Cable Group	Finish	Insulation	Impedance	Crimp Tool
112515	N/A	Nickel	Teflon	50	N/A
112591	N/A	Nickel	Teflon	50	N/A

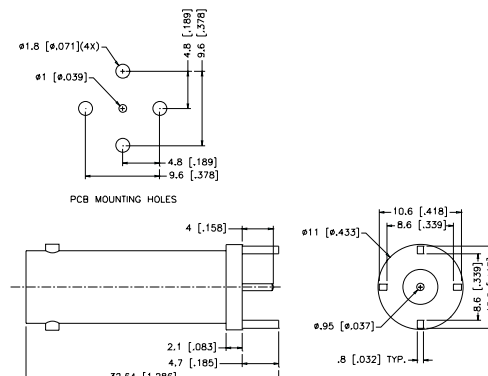
WATERPROOF



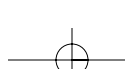
## STRAIGHT PCB MOUNT JACK

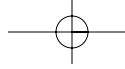
P.N.	Cable Group	Finish	Insulation	Impedance	Crimp Tool
112553	N/A	Nickel	Teflon	50	N/A
112553-10	N/A	Nickel	Teflon	75	N/A

WATERPROOF



For Reverse Polarized connectors, add RP to standard part number. Contact Connex marketing for availability. For Crimp Tool information, see page 183.



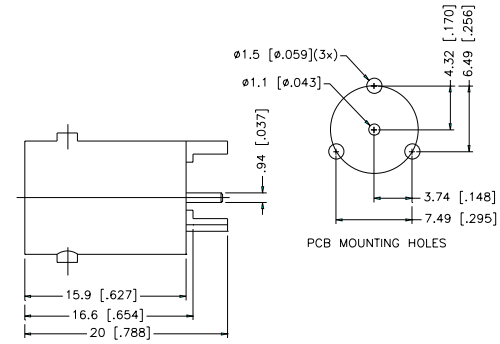


## PRINTED CIRCUIT BOARD/RECEPTACLES

For Cable Group Legend, see page 69

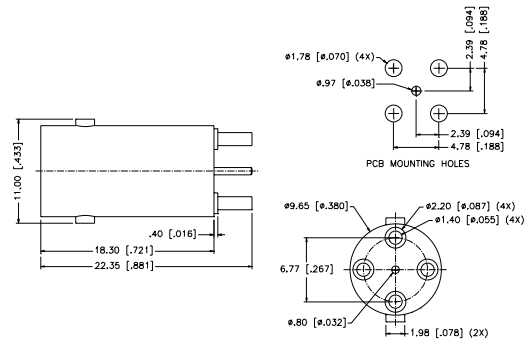
### STRAIGHT PCB MOUNT JACK — THREE LEGS

P.N.	Cable Group	Finish	Insulation	Impedance	Crimp Tool
112483	N/A	Nickel	Teflon	50	N/A
3 LEGS					



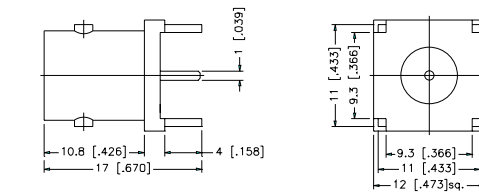
### STRAIGHT PCB MOUNT JACK

P.N.	Cable Group	Finish	Insulation	Impedance	Crimp Tool
112586	N/A	Nickel	Teflon	75	N/A



### STRAIGHT PCB MOUNT JACK

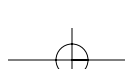
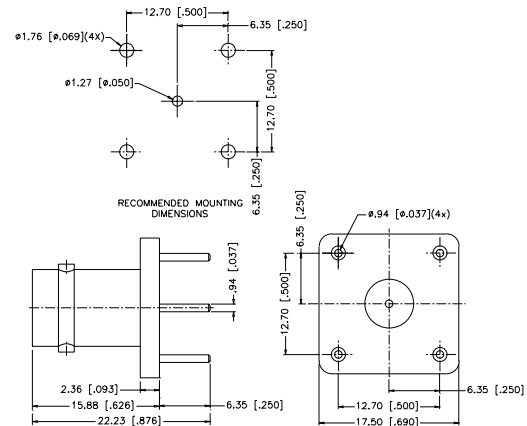
P.N.	Cable Group	Finish	Insulation	Impedance	Crimp Tool
112406	N/A	Nickel	Teflon	50	N/A
112407	N/A	Nickel	Teflon	75	N/A



Mounting Hole Dia. see "TYPE F" page 185

### STRAIGHT PCB MOUNT JACK

P.N.	Cable Group	Finish	Insulation	Impedance	Crimp Tool
112536	N/A	Nickel	Teflon	50	N/A
112578	N/A	Nickel	Teflon	75	N/A

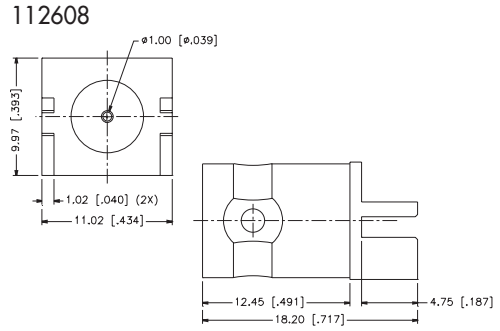


# PRINTED CIRCUIT BOARD/RECEPTACLES

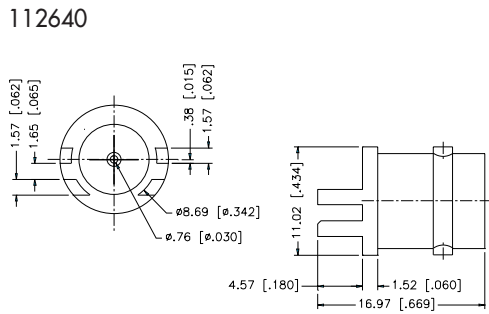
For Cable Group Legend, see page 69

## STRAIGHT PCB EDGE MOUNT JACK — END LAUNCH

P.N.	Cable Group	Finish	Insulation	Impedance	Crimp Tool
112608	N/A	Nickel	Teflon	50	N/A
112622	N/A	Nickel	Teflon	75	N/A
SQUARE FLANGE					

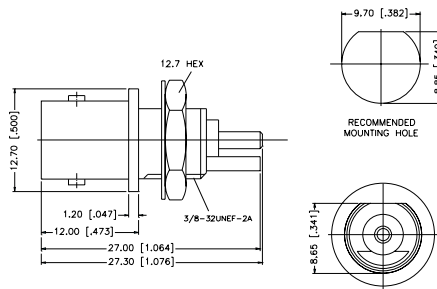


112640	N/A	Nickel	Teflon	50	N/A
112641	N/A	Nickel	Teflon	75	N/A
ROUND FLANGE					



## BULKHEAD VERTICAL PCB RECEPTACLE — END LAUNCH

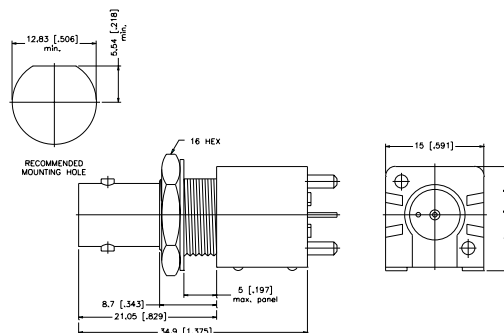
P.N.	Cable Group	Finish	Insulation	Impedance	Crimp Tool
112633	N/A	Nickel	Teflon	50	N/A



## COMMERCIAL STRAIGHT PCB MOUNT JACK

P.N.	Cable Group	Finish	Insulation	Impedance	Crimp Tool
White Housing					
112408	N/A	Nickel	Polypropylene	50	N/A
112409	N/A	Nickel	Polypropylene	75	N/A
Black Housing					
112410	N/A	Nickel	Polypropylene	50	N/A
112411	N/A	Nickel	Polypropylene	75	N/A

Remark: Add L to part number for Locking Legs



Mounting Hole Dia. see "TYPE G" page 185



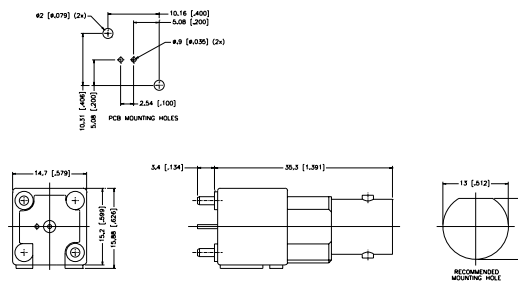
## PRINTED CIRCUIT BOARD/RECEPTACLES

For Cable Group Legend, see page 69

### COMMERCIAL STRAIGHT PCB MOUNT JACK — METAL BODY

P.N.	Cable Group	Finish	Insulation	Impedance	Crimp Tool
Diecast					
112488	N/A	Nickel	Polypropylene	50	N/A
112495	N/A	Nickel	Polypropylene	75	N/A

Note: Connectors are shipped with lock nut and washer

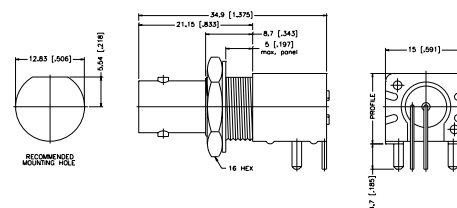


Mounting Hole Dia. see "TYPE G" page 185

### COMMERCIAL RIGHT ANGLE PCB MOUNT JACK

P.N.	Cable Group	Finish	Insulation	Impedance	Crimp Tool
High Profile, 15.88 [.625] White					
112412	N/A	Nickel	Polypropylene	50	N/A
112413	N/A	Nickel	Polypropylene	75	N/A
High profile, 15.88 [.625] Black					
112414	N/A	Nickel	Polypropylene	50	N/A
112415	N/A	Nickel	Polypropylene	75	N/A
Low Profile, 13.1 [.516] White					
112416	N/A	Nickel	Polypropylene	50	N/A
112417	N/A	Nickel	Polypropylene	75	N/A
Low Profile, 13.1 [.516] Black					
112418	N/A	Nickel	Polypropylene	50	N/A
112419	N/A	Nickel	Polypropylene	75	N/A

Remark: Add L to part number for Locking Legs  
Note: Connectors are shipped with lock nut and washer

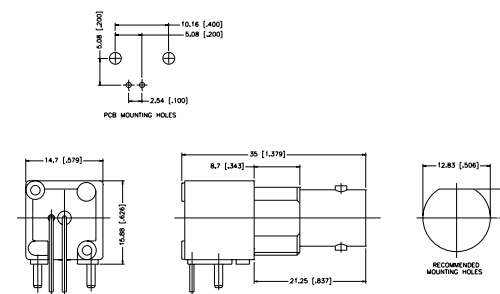


Mounting Hole Dia. see "TYPE H" page 185

### COMMERCIAL RIGHT ANGLE PCB MOUNT JACK — METAL BODY

P.N.	Cable Group	Finish	Insulation	Impedance	Crimp Tool
Diecast					
High Profile, 15.88 [.625]					
112502	N/A	Nickel	Polypropylene	50	N/A
112503	N/A	Nickel	Polypropylene	75	N/A
Low Profile, 13.1 [.516]					
112487	N/A	Nickel	Polypropylene	50	N/A
112494	N/A	Nickel	Polypropylene	75	N/A

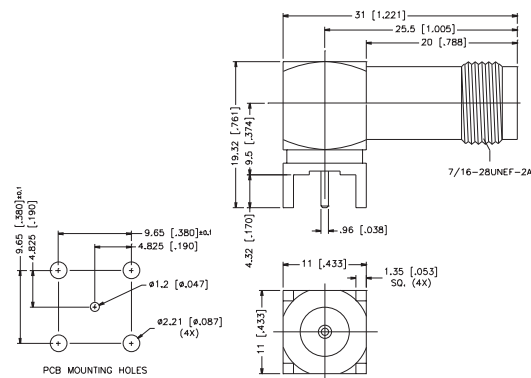
Note: Connectors are shipped with lock nut and washer

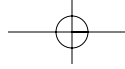


Mounting Hole Dia. see "TYPE H" page 185

### RIGHT ANGLE PCB MOUNT RECEPTACLE — METAL BODY

P.N.	Cable Group	Finish	Insulation	Impedance	Crimp Tool
112659	N/A	Nickel	Teflon	50	N/A





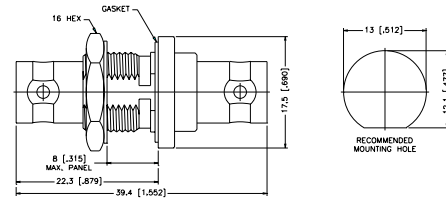
# BULKHEAD FEEDTHROUGH ADAPTERS

For Cable Group Legend, see page 69

## JACK-TO-JACK BULKHEAD ADAPTER

P.N.	Cable Group	Finish	Insulation	Impedance	Crimp Tool
112433	N/A	Nickel	Delrin	50	N/A
112434	N/A	Nickel	Delrin	75	N/A

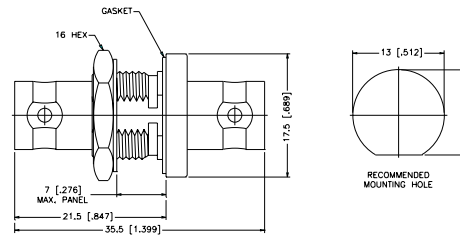
Remark: 8.0 mm [.315] Max. panel thickness, M55339/13-00492



## JACK-TO-JACK BULKHEAD ADAPTER

P.N.	Cable Group	Finish	Insulation	Impedance	Crimp Tool
112435	N/A	Nickel	Delrin	50	N/A
112436	N/A	Nickel	Delrin	75	N/A

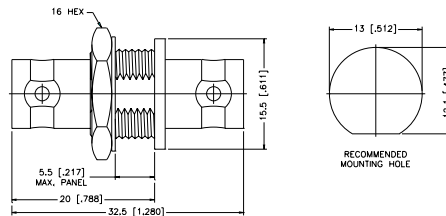
Remark: 7.0 mm [.276] Max. panel thickness, UG-492A



## JACK-TO-JACK BULKHEAD ADAPTER

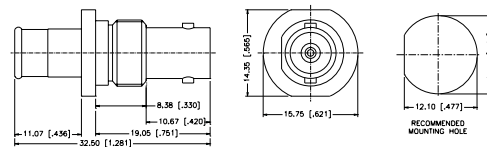
P.N.	Cable Group	Finish	Insulation	Impedance	Crimp Tool
112437	N/A	Nickel	Delrin	50	N/A
112438	N/A	Nickel	Delrin	75	N/A

Remark: Without gasket, 5.5 mm [.217] Max. panel thickness

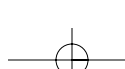


## JACK-TO-PLUG BULKHEAD ADAPTER — PUSH-ON

P.N.	Cable Group	Finish	Insulation	Impedance	Crimp Tool
112532	N/A	Nickel	Teflon	75	N/A



For Reverse Polarized connectors, add RP to standard part number. Contact Connex marketing for availability. For Crimp Tool information, see page 183.



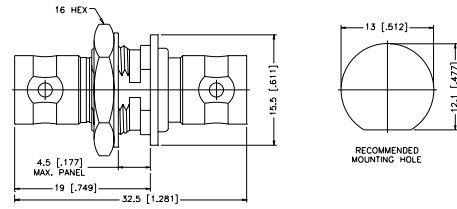
## BULKHEAD ISOLATED GROUND ADAPTERS

For Cable Group Legend, see page 69

### JACK-TO-JACK BULKHEAD — ISOLATED ADAPTER

P.N.	Cable Group	Finish	Insulation	Impedance	Crimp Tool
112439	N/A	Nickel	Delrin	50	N/A
112440	N/A	Nickel	Delrin	75	N/A

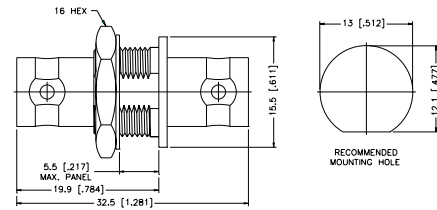
Remark: With Isolated Bushing,  
4.5 mm [.177] Max. panel thickness



### JACK-TO-JACK BULKHEAD — ISOLATED ADAPTER

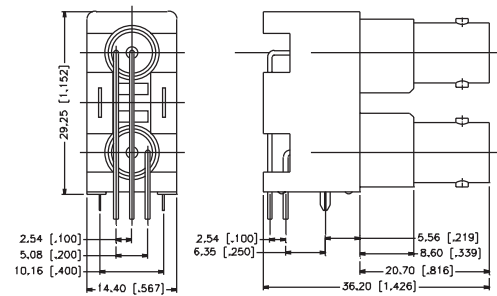
P.N.	Cable Group	Finish	Insulation	Impedance	Crimp Tool
112443	N/A	Nickel	Delrin	50	N/A
112444	N/A	Nickel	Delrin	75	N/A

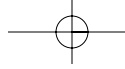
Remark: Isolated from ground,  
5.5 mm [.217] Max. panel thickness



### DUAL PORT RIGHT ANGLE PCB MOUNT RECEPTACLE

P.N.	Cable Group	Finish	Insulation	Impedance	Crimp Tool
<b>WHITE HOUSING</b>					
112660	N/A	Nickel	Polypropylene	50	N/A
<b>BLACK HOUSING</b>					
112661	N/A	Nickel	Polypropylene	50	N/A



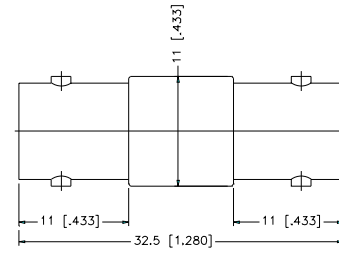


# ADAPTERS

For Cable Group Legend, see page 69

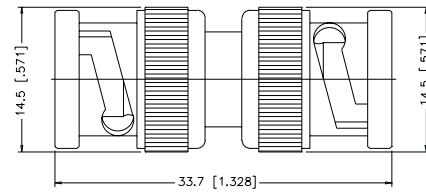
## JACK-TO-JACK ADAPTER

P.N.	Cable Group	Finish	Insulation	Impedance	Crimp Tool
112445	N/A	Nickel	Delrin	50	N/A
112446	N/A	Nickel	Delrin	75	N/A



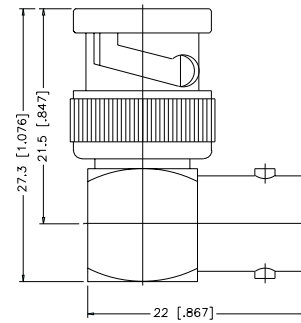
## PLUG-TO-PLUG ADAPTER

P.N.	Cable Group	Finish	Insulation	Impedance	Crimp Tool
Brass Shell					
112447	N/A	Nickel	Delrin	50	N/A
112448	N/A	Nickel	Delrin	75	N/A
Diecast Shell					
112449	N/A	Nickel	Delrin	50	N/A
112450	N/A	Nickel	Delrin	75	N/A



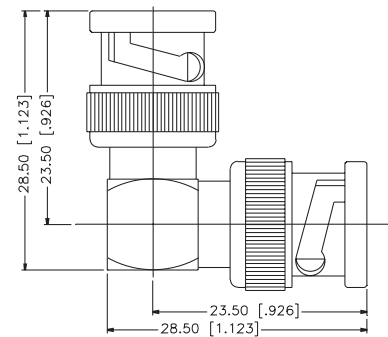
## RIGHT ANGLE ADAPTER — PLUG-TO-JACK

P.N.	Cable Group	Finish	Insulation	Impedance	Crimp Tool
Brass Shell					
112451	N/A	Nickel	Delrin	50	N/A
112452	N/A	Nickel	Delrin	75	N/A
Diecast Shell					
112453	N/A	Nickel	Delrin	50	N/A
112454	N/A	Nickel	Delrin	75	N/A

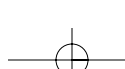


## RIGHT ANGLE ADAPTER — PLUG-TO-PLUG

P.N.	Cable Group	Finish	Insulation	Impedance	Crimp Tool
112655	N/A	Nickel	Delrin	50	N/A



For Reverse Polarized connectors, add RP to standard part number. Contact Connex marketing for availability.  
For Crimp Tool information, see page 183.

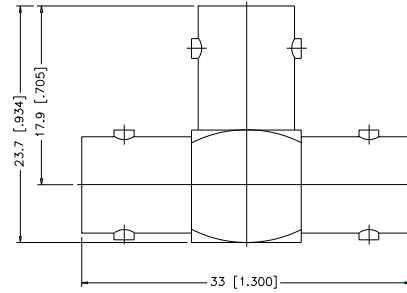


## TEE ADAPTERS

For Cable Group Legend, see page 69

### TEE ADAPTER — JACK-TO-JACK-TO-JACK

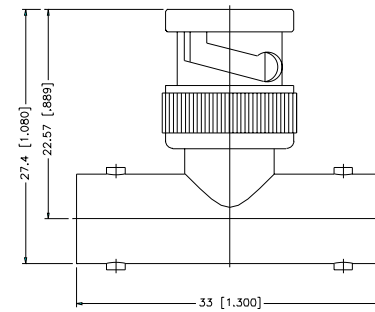
P.N.	Cable Group	Finish	Insulation	Impedance	Crimp Tool
112455	N/A	Nickel	Delrin	50	N/A
112456	N/A	Nickel	Delrin	75	N/A



### TEE ADAPTER — JACK-TO-PLUG-TO-JACK

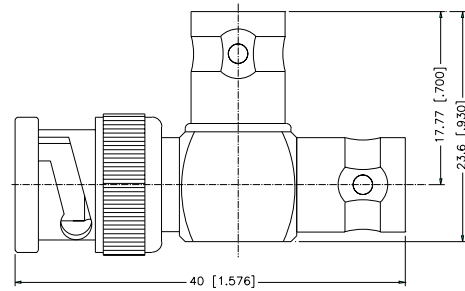
P.N.	Cable Group	Finish	Insulation	Impedance	Crimp Tool
112461	N/A	Nickel	Delrin	50	N/A
112462	N/A	Nickel	Delrin	75	N/A

Remark: Diecast Version  
Remark: TEE contact pin isolated completely



### TEE ADAPTER — JACK-TO-JACK-TO-PLUG

P.N.	Cable Group	Finish	Insulation	Impedance	Crimp Tool
112567	N/A	Nickel	Delrin	50	N/A
112590	N/A	Nickel	Teflon	50	N/A

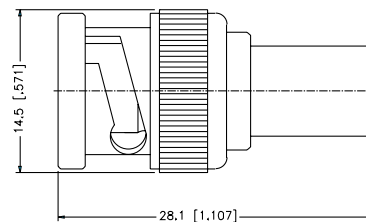


# TERMINATORS

For Cable Group Legend, see page 69

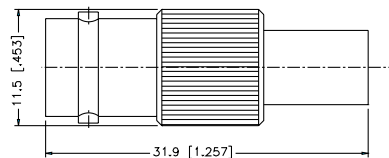
## BNC TERMINATOR PLUG

P.N.	Cable Group	Finish	Insulation	Impedance	Crimp Tool
202103	N/A	Nickel	Delrin	50	N/A
202104	N/A	Nickel	Teflon	50	N/A
202105	N/A	Nickel	Delrin	75	N/A
202106	N/A	Nickel	Teflon	75	N/A
202107	N/A	Nickel	Delrin	93	N/A
202108	N/A	Nickel	Teflon	93	N/A
202113	N/A	Nickel	Teflon	50	N/A
HIGH PERFORMANCE					
202119	N/A	Nickel	Teflon	75	N/A
HIGH PERFORMANCE					



## BNC TERMINATOR JACK

P.N.	Cable Group	Finish	Insulation	Impedance	Crimp Tool
202120	N/A	Nickel	Delrin	50	N/A
202111	N/A	Nickel	Delrin	75	N/A
112504	N/A	Nickel	Delrin	500	N/A

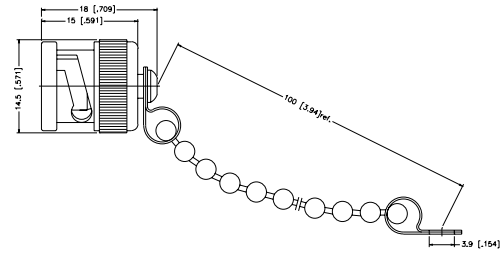


## ACCESSORIES

For Cable Group Legend, see page 69

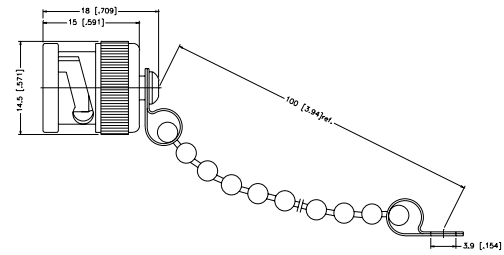

### BNC MALE CAP & CHAIN

P.N.	Cable Group	Finish	Insulation	Impedance	Crimp Tool
202100	N/A	Nickel	N/A	N/A	N/A
WITH CHAIN					
Remark: Chain Length 100 mm					
202100-10	N/A	Nickel	N/A	N/A	N/A
LESS CHAIN					



### BNC MALE SHORTING CAP

P.N.	Cable Group	Finish	Insulation	Impedance	Crimp Tool
202114	N/A	Nickel	Teflon	N/A	N/A
LESS CHAIN					
202115	N/A	Nickel	Teflon	N/A	N/A
WITH CHAIN					





## TNC COAXIAL CONNECTORS

The Connex TNC connectors are made to a high quality level. Medium size coaxial connectors with thread coupling. 50 ohm impedance for applications up to 11 GHz and 75 ohm impedance up to 1 GHz. Cable entires full crimp or clamp type with soldered or crimp center contact.

### 75 OHM SERIES

Within the internationally standardized TNC mating face dimensions, a perfect 75 ohm characteristic impedance cannot be realized. However, at frequencies up to 1 GHz, the small impedance deviation is negligible for practical applications. A typical SWR of 1.15:1 at 1 GHz is achieved.

All 75 ohm TNC connectors and 50 ohm TNC connectors are intermateable.

*Note: Silverplated bodies are available by adding "S" to end of part number. Nexcote (white bronze) plating with no nickel under body or center contact is available by adding "NEX" to end of part number.*

## ELECTRICAL SPECIFICATIONS

Impedance	50 ohm	75 ohm
Frequency Range	0–11 GHz	0–1 GHz
Working Voltage	500 Volts rms.	500 Volts rms.
Dielectric Withstanding Voltage	1500 Volts rms.	1500 Volts rms.
VSWR	1.3 max. 0–11 GHz	1.05 + 0.1f (GHz) DC to 1 GHz
Contact Resistance	Center contact 1.5 milliohm Outer contact 0.2 milliohm	Center contact 1.5 milliohm Outer contact 0.2 milliohm
Insulation Resistance	5000 megohms (min)	5000 megohms (min)

## MATERIAL SPECIFICATIONS

PARTS NAME		MATERIAL	FINISH
Center Contact	Male	Brass	Gold or Silver plated
	Female	Phosphor Bronze (nominal) or Beryllium Copper	Gold or Silver plated
Metal parts		Brass	Nickel*
Insulators		Teflon, Delrin, PBT polyester	None
Clamp gaskets		Silicone rubber, Synthetic rubber	None
Crimp ferrule		Annealed copper	Nickel*

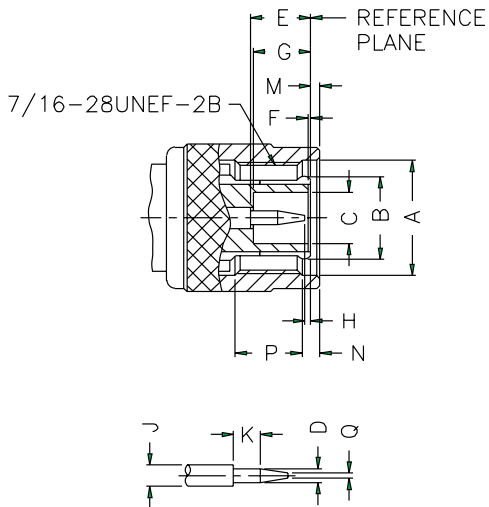






## TNC COAXIAL CONNECTORS

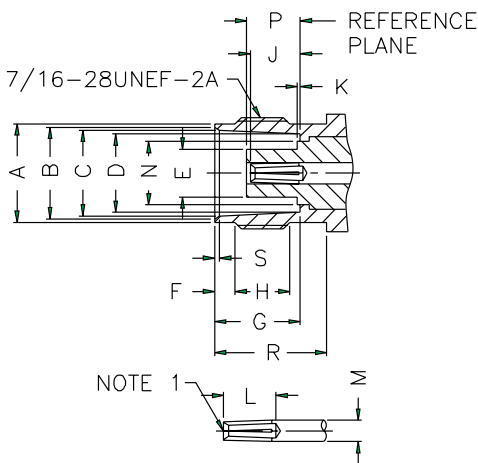
### INTERFACE MATING DIMENSIONS



### PLUG

Letter	Millimeters [Inches]	
	Minimum	Maximum
A	11.18 [.440]	–
B	FLARED TO MEET GOOD ELECTRICAL CONTACT	
C	4.83 [.190]	–
D	1.32 [.052]	1.37 [.054]
E	5.33 [.210]	5.84 [.230]
F	0.15 [.006]	0.46 [.018]
G	5.28 [.208]	5.79 [.228]
H	0.08 [.003]	1.02 [.040]
J	2.06 [.081]	2.21 [.087]
K	1.98 [.078]	–
M	–	1.98 [.078]
N	1.60 [.063]	–
P	3.96 [.156]	–
Q	–	0.64 [.025]

### JACK



Letter	Millimeters [Inches]	
	Minimum	Maximum
A	9.60 [.378]	9.70 [.382]
B	8.79 [.346]	9.04 [.356]
C	8.31 [.327]	8.46 [.333]
D	8.10 [.319]	8.15 [.321]
E	–	4.72 [.186]
F	1.73 [.068]	2.24 [.088]
G	8.31 [.327]	8.51 [.335]
H	4.75 [.187]	–
J	4.72 [.186]	5.23 [.206]
K	–	0.15 [.006]
L	4.95 [.195]	–
M	2.06 [.081]	2.21 [.087]
N	–	6.50 [.256]
P	4.78 [.188]	5.28 [.208]
R	10.52 [.414]	–
S	0.38 [.015]	0.76 [.030]

NOTE 1: I.D. TO MEET VSWR AND CONTACT RESISTANCE WHEN MATED WITH 1.32/1.37 MM DIA. PIN.

# TNC COAXIAL CONNECTORS

All connector bodies, unless otherwise noted, are nickel plated. Center contacts are 3µ" gold plated. Insulators are Delrin, unless otherwise noted.

Silver plating and Teflon insulators are available on virtually all TNC connectors. Please contact Connex for samples and quotes.

All dimensions in millimeters and [inches].

## CABLE GROUP LEGEND

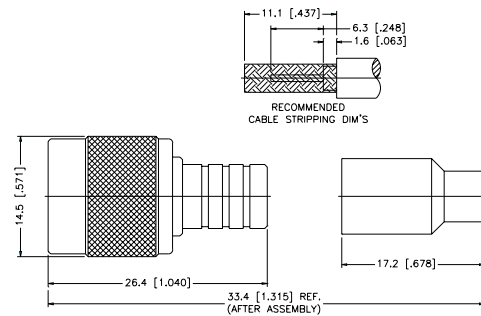
01	58/ 58A/ 58C/ 141/ 303/ LMR195™/ B7806A	06A	179/ U DOUBLE BRAIDED	09	B8227/ 89207
01A	55/ 142/ 223/ 400	07	8/ 8A/ 213/ 393	10	.141 SEMI-RIGID/ 402/U
01B	LMR200™/ B7807A	07A	214	11	.085 SEMI-RIGID/ 405/U
02	58 PLENUM/THINNET/ 122U/ B88240/ B89907	07B	8X/ LMR240™/ B7808A	12	.250 SEMI-RIGID
03	59/ 62/ 140/ 210	07C	B9913/ LMR400™/ B7810A/ B8214	13	.047 SEMI-RIGID/ B1674A
03A	59/ U-20AWG	07D	B89913	14	178/ 196
04	59/ U PLENUM	07E	11	15	B8281/ B9231/ B9141
04A	59/ U PLENUM-20AWG	07F	11/ U-14AWG/ B8213/ B9292/ B7731/ B1859A	15A	B88281
05	174/ 188A/ 316/ B7805A	08	6/ 143/ 212	16	180/ 195/ 122/ B8218/ B1865A/ B1855
05A	316/ U DOUBLE BRAIDED	08A	B1694A/ B9248	17	LMR600™
06	179/ 187/ B9221	08B	6 PLENUM/ B1695A	18	AT&T734A/ B1505A
				19	AT&T735A/ B735A1

## PLUG CRIMP ATTACHMENTS FOR FLEXIBLE AND SEMI-RIGID CABLE

### STRAIGHT CRIMP PLUG — SINGLE CRIMP

P.N.	Cable Group	Finish	Insulation	Impedance	Crimp Tool
122100	01	Nickel	Delrin	50	E
122103	03	Nickel	Delrin	75	E
122104	02	Nickel	Delrin	50	E
122107	04	Nickel	Delrin	75	E

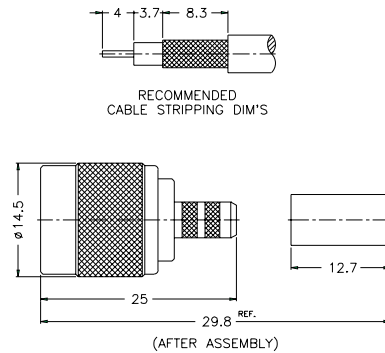
Remark: Only for solid center conductor cable



### STRAIGHT CRIMP PLUG — STANDARD CABLE

P.N.	Cable Group	Finish	Insulation	Impedance	Crimp Tool
122108	01	Nickel	Delrin	50	A
122372	01A	Nickel	Delrin	50	A
122410	01B	Nickel	Delrin	50	A
122110	03	Nickel	Delrin	50	A
122111	03	Nickel	Delrin	75	A
122426	03A	Nickel	Delrin	75	A
122394	07	Nickel	Teflon	50	D
122398	07A	Nickel	Teflon	50	D
122408	07B	Nickel	Delrin	50	A
122393	07C	Nickel	Teflon	50	L
122470	07F	Nickel	Teflon	75	D
122390	08	Nickel	Delrin	75	E
122465	08A	Nickel	Teflon	75	A/H
122391	15	Nickel	Delrin	75	E
122417	17	Nickel	Teflon	50	.610 HEX
122951*	18	Nickel	Teflon	75	A
122950*	19	Nickel	Teflon	75	B
122471	—	Nickel	Teflon	50	N/A
	TIMES LMR300™				

\*Center contact .053" diameter, 30µ" Au.  
True 75 ohm. Use .044 hex or 12-indent crimp



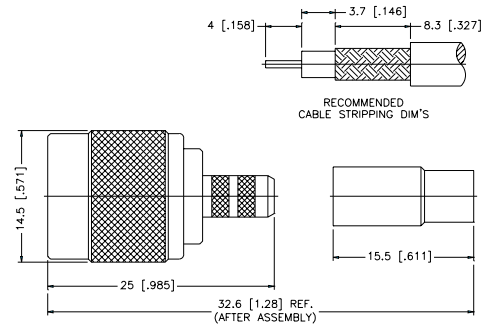

TNC COAXIAL CONNECTORS

## PLUG CRIMP ATTACHMENTS FOR FLEXIBLE AND SEMI-RIGID CABLE

For Cable Group Legend, see page 97

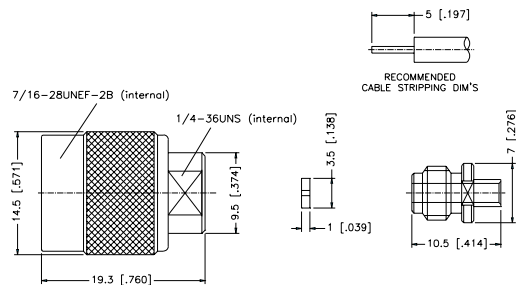
### STRAIGHT CRIMP PLUG — PLENUM CABLE

P.N.	Cable Group	Finish	Insulation	Impedance	Crimp Tool
122112	02	Nickel	Delrin	50	A
122114	04	Nickel	Delrin	50	A
122115	04	Nickel	Delrin	75	A
122472	04A	Nickel	Delrin	75	A

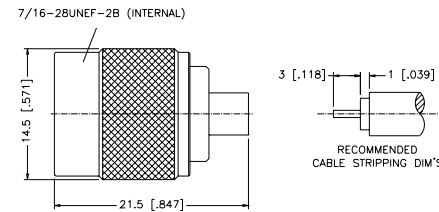


### STRAIGHT SOLDER PLUG — SEMI-RIGID CABLE

P.N.	Cable Group	Finish	Insulation	Impedance	Crimp Tool
122387	11	Nickel/Gold	Teflon	50	N/A
122386	10	Nickel/Gold	Teflon	50	N/A
122386HEX	10	Nickel/Gold	Teflon	50	N/A
HEX COUPLING NUT					



122387

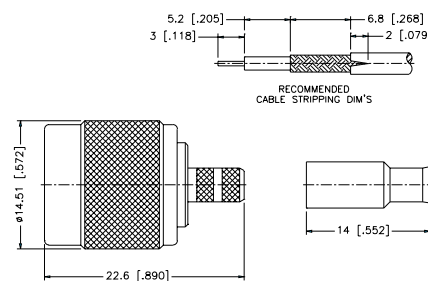


122386

### STRAIGHT CRIMP PLUG — MINIATURE CABLE

P.N.	Cable Group	Finish	Insulation	Impedance	Crimp Tool
122116	05	Nickel	Delrin	50	B
122395	05	Nickel	Teflon	50	B
HIGH FREQUENCY					
122375	05A	Nickel	Delrin	50	B
122117	06	Nickel	Delrin	75	B
122447	06A	Nickel	Delrin	75	B
122457	16	Nickel	Teflon	75	B

Remark: With teflon sleeve, Hex. crimp size .178"



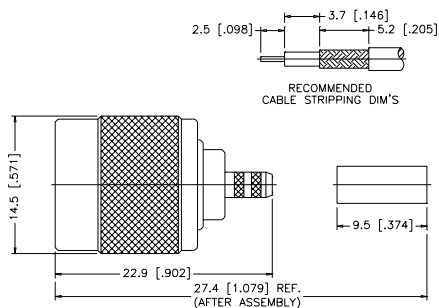

# PLUG CRIMP ATTACHMENTS FOR FLEXIBLE AND SEMI-RIGID CABLE

For Cable Group Legend, see page 97

## STRAIGHT CRIMP PLUG — PIN-IN-PIN — MINIATURE CABLE

P.N.	Cable Group	Finish	Insulation	Impedance	Crimp Tool
122118	05	Nickel	Delrin	50	B
122119	06	Nickel	Delrin	75	B
122429	14	Nickel	Delrin	50	B

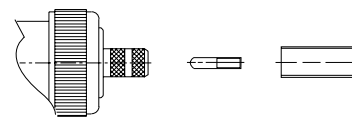
Remark: Hex. crimp size .128"



4-Way Indent Crimp Tool No. 47001



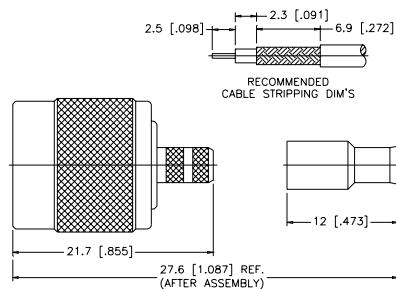
Ferrule Crimp Tool Crimped Size .128" Tool No. 47-10150



## STRAIGHT CRIMP PLUG — MINIATURE CABLE

P.N.	Cable Group	Finish	Insulation	Impedance	Crimp Tool
122120	06	Nickel	TPX	75	B

Remark: TPX Insulator/75 ohm AVAILABLE ONLY



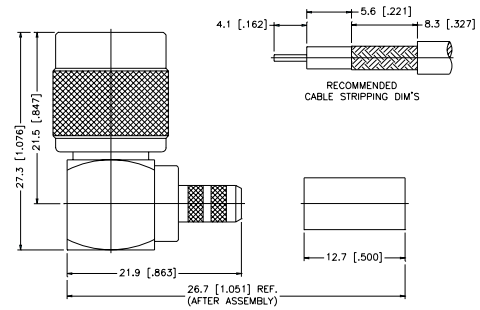

## RIGHT ANGLE PLUG CRIMP ATTACHMENTS FOR FLEXIBLE AND SEMI-RIGID CABLE

For Cable Group Legend, see page 97

### RIGHT ANGLE CRIMP/SOLDER PLUG — STANDARD CABLE

P.N.	Cable Group	Finish	Insulation	Impedance	Crimp Tool
122140	01	Nickel	Delrin	50	A
122430	01A	Nickel	Delrin	50	A
122142	03	Nickel	Delrin	50	A
122143	03	Nickel	Delrin	75	A
122411	01B	Nickel	Delrin	50	A
122414	07B	Nickel	Teflon	50	A
122416	07C	Nickel	Teflon	50	L
122464	17	Nickel	Teflon	50	.610 HEX

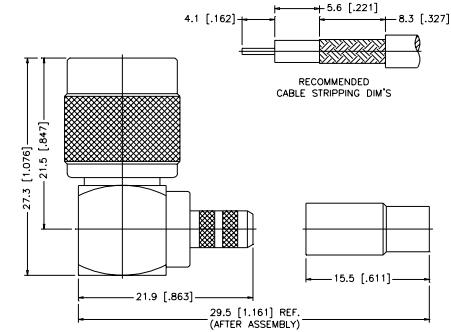

Remark: Cable center conductor solder to pin directly



### RIGHT ANGLE CRIMP/SOLDER PLUG — PLENUM CABLE

P.N.	Cable Group	Finish	Insulation	Impedance	Crimp Tool
122144	02	Nickel	Delrin	50	A
122146	04	Nickel	Delrin	50	A
122147	04	Nickel	Delrin	75	A

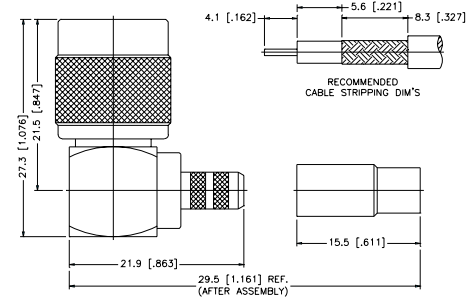

Remark: Cable center conductor solder to pin directly



### RIGHT ANGLE CRIMP/SOLDER PLUG — MINIATURE CABLE

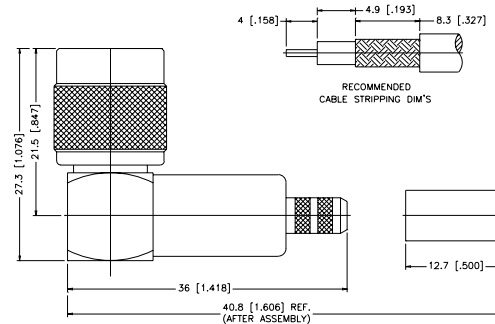

P.N.	Cable Group	Finish	Insulation	Impedance	Crimp Tool
122148	05	Nickel	Delrin	50	B
122407	05A	Nickel	Delrin	50	B
122149	06	Nickel	Delrin	75	B
122448	06A	Nickel	Delrin	75	B

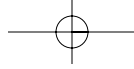
Remark: Cable center conductor solder to pin directly, Hex. crimp size .178"



### RIGHT ANGLE CRIMP/CRIMP PLUG — STANDARD CABLE

P.N.	Cable Group	Finish	Insulation	Impedance	Crimp Tool
122150	01	Nickel	Delrin	50	A
122152	03	Nickel	Delrin	50	A
122153	03	Nickel	Delrin	75	A
122365	01A	Nickel	Delrin	50	A



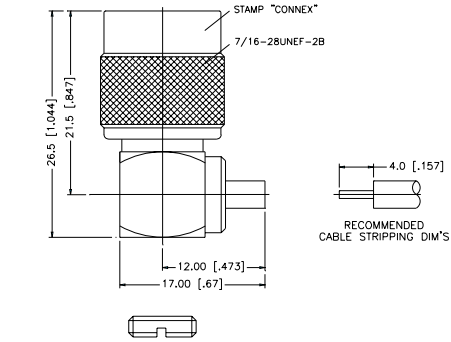



# RIGHT ANGLE PLUG CRIMP ATTACHMENTS FOR FLEXIBLE AND SEMI-RIGID CABLE

For Cable Group Legend, see page 97

## RIGHT ANGLE SOLDER PLUG — SEMI-RIGID CABLE

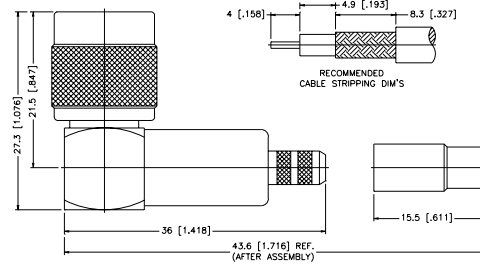

P.N.	Cable Group	Finish	Insulation	Impedance	Crimp Tool
122420	11	Nickel/Gold	Teflon	50	N/A
122422	10	Nickel/Gold	Teflon	50	N/A



## RIGHT ANGLE CRIMP/CRIMP PLUG — PLENUM CABLE

P.N.	Cable Group	Finish	Insulation	Impedance	Crimp Tool
122154	02	Nickel	Delrin	50	A
122156	04	Nickel	Delrin	50	A
122157	04	Nickel	Delrin	75	A

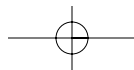
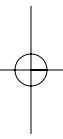
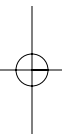
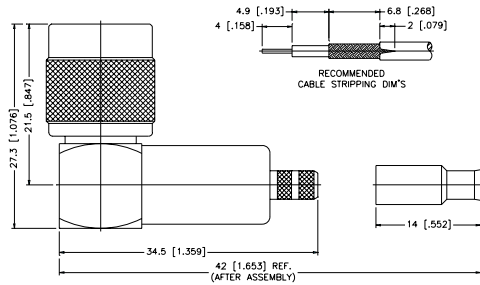

Remark: Crimp/Crimp Type



## RIGHT ANGLE CRIMP/CRIMP PLUG — MINIATURE CABLE

P.N.	Cable Group	Finish	Insulation	Impedance	Crimp Tool
122158	05	Nickel	Delrin	50	B
122159	06	Nickel	Delrin	75	B
122376	05A	Nickel	Delrin	50	B

Remark: With teflon sleeve, Hex. crimp size .178", Crimp/Crimp Type

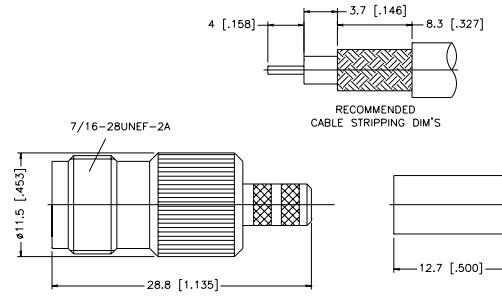



# JACK CRIMP ATTACHMENTS FOR FLEXIBLE AND SEMI-RIGID CABLE

For Cable Group Legend, see page 97

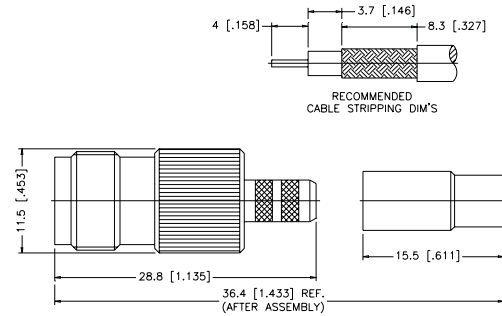

## STRAIGHT CRIMP JACK — STANDARD CABLE

P.N.	Cable Group	Finish	Insulation	Impedance	Crimp Tool
Teflon/Captured					
122122	01	Nickel	Teflon	50	A
122124	03	Nickel	Teflon	50	A
122125	03	Nickel	Teflon	75	A
122373	01A	Nickel	Delrin	50	A
122412	01B	Nickel	Teflon	50	A
122392	07C	Nickel	Teflon	50	L
122409	07B	Nickel	Delrin	50	A
122453	15	Nickel	Teflon	50	E
122418	17	Nickel	Teflon	50	.610 HEX



## STRAIGHT CRIMP JACK — PLENUM CABLE

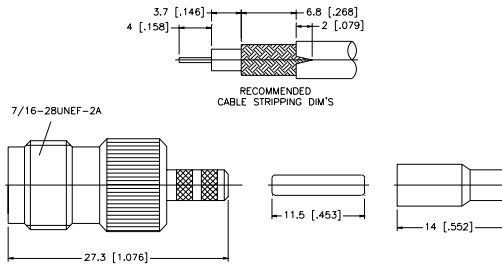

P.N.	Cable Group	Finish	Insulation	Impedance	Crimp Tool
Teflon/Captured					
122130	02	Nickel	Teflon	50	A
122132	04	Nickel	Teflon	50	A
122133	04	Nickel	Teflon	75	A
122473	04A	Nickel	Teflon	75	A



## STRAIGHT CRIMP JACK — MINIATURE CABLE

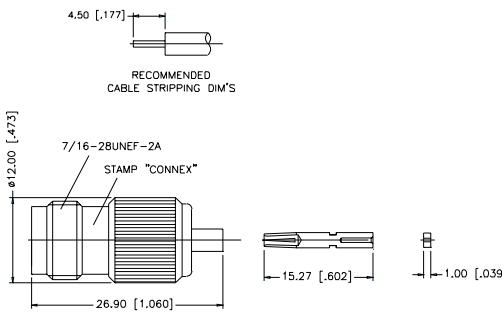
P.N.	Cable Group	Finish	Insulation	Impedance	Crimp Tool
122138	05	Nickel	Delrin	50	B
122377	05A	Nickel	Delrin	50	B
122139	06	Nickel	Delrin	75	B
122449	06A	Nickel	Delrin	75	B
122424	16	Nickel	Delrin	75	B

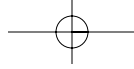
Remark: With teflon sleeve, Hex. crimp size .178"



## STRAIGHT CRIMP JACK — SEMI-RIGID CABLE

P.N.	Cable Group	Finish	Insulation	Impedance	Crimp Tool
122421	11	Nickel/Gold	Teflon	50	N/A
122423	10	Nickel/Gold	Teflon	50	N/A





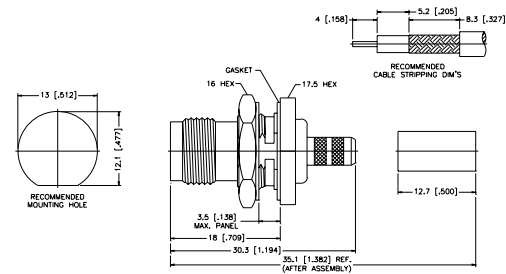
# BULKHEAD JACK CRIMP ATTACHMENTS FOR FLEXIBLE AND SEMI-RIGID CABLE

For Cable Group Legend, see page 97

## BULKHEAD CRIMP JACK — STANDARD CABLE

P.N.	Cable Group	Finish	Insulation	Impedance	Crimp Tool
Teflon/Captured					
122160	01	Nickel	Teflon	50	A
122162	03	Nickel	Teflon	50	A
122163	03	Nickel	Teflon	75	A
122363	01A	Nickel	Delrin	50	A
122413	01B	Nickel	Delrin	50	A
122415	07B	Nickel	Teflon	50	A
122405	07C	Nickel	Delrin	50	L
122382	08	Nickel	Teflon	75	E
122466	08A	Nickel	Teflon	75	A/H
122425	19	Nickel	Teflon	75	B

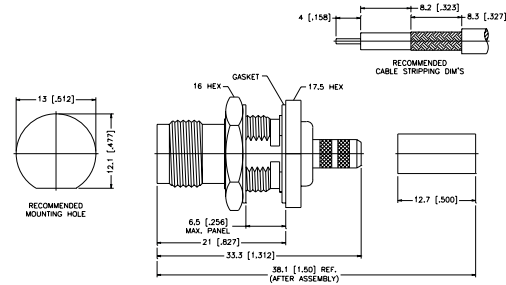
Remark: 3.5 [.138] Max. panel thickness



## BULKHEAD CRIMP JACK — STANDARD CABLE

P.N.	Cable Group	Finish	Insulation	Impedance	Crimp Tool
Teflon/Captured					
122168	01	Nickel	Teflon	50	A
122170	03	Nickel	Teflon	50	A
122171	03	Nickel	Teflon	75	A

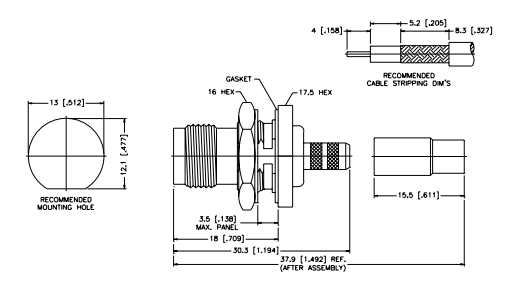
Remark: 6.5 [.256] Max. panel thickness



## BULKHEAD CRIMP JACK — PLENUM CABLE

P.N.	Cable Group	Finish	Insulation	Impedance	Crimp Tool
Teflon/Captured					
122176	02	Nickel	Teflon	50	A
122178	04	Nickel	Teflon	50	A
122179	04	Nickel	Teflon	75	A

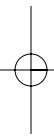
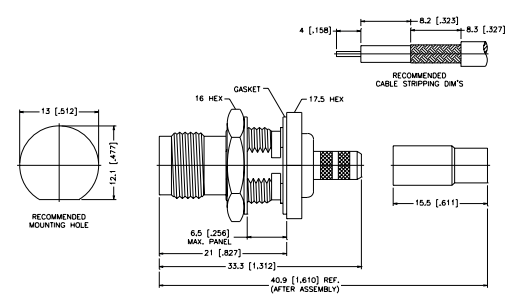
Remark: 3.5 [.138] Max. panel thickness



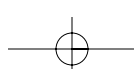
## BULKHEAD CRIMP JACK — PLENUM CABLE

P.N.	Cable Group	Finish	Insulation	Impedance	Crimp Tool
Teflon/Captured					
122184	02	Nickel	Teflon	50	B
122186	04	Nickel	Teflon	50	B
122187	04	Nickel	Teflon	75	B

Remark: 6.5 [.256] Max. panel thickness



For Reverse Polarized connectors, add RP to standard part number. Contact Connex marketing for availability.  
 For Reverse Threaded connectors, add RT to standard part number. Contact Connex marketing for availability.  
 For Crimp Tool information, see page 183.





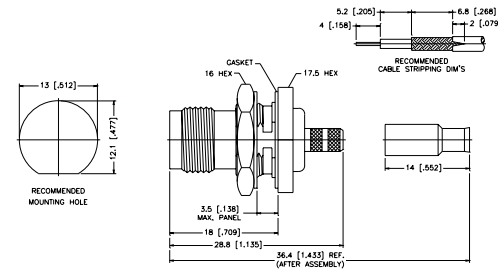

# BULKHEAD JACK CRIMP ATTACHMENTS FOR FLEXIBLE AND SEMI-RIGID CABLE

For Cable Group Legend, see page 97

## BULKHEAD CRIMP JACK — MINIATURE CABLE

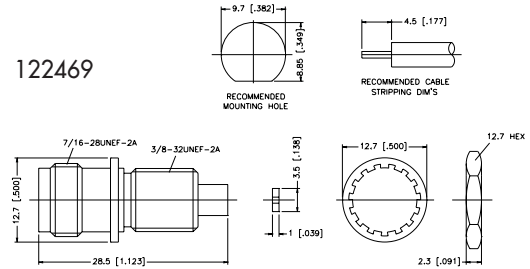
P.N.	Cable Group	Finish	Insulation	Impedance	Crimp Tool
122192	05	Nickel	Delrin	50	B
122428	05	Nickel	Teflon	50	B
FOR 6.5 [.256] PANEL					
122358	05A	Nickel	Delrin	50	B
122193	06	Nickel	Delrin	75	B
122450	06A	Nickel	Delrin	75	B
122370	14	Nickel	Delrin	50	B
122403	14	Nickel	Delrin	50	B
FOR 6.5 [.256] PANEL					
122441	16	Nickel	Teflon	75	B

Remark: With teflon sleeve, Hex. crimp size .178", 3.5 [.138] Max. panel thickness



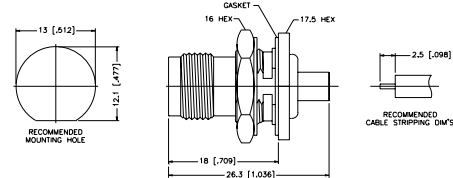
## BULKHEAD SOLDER JACK — SEMI-RIGID CABLE — FRONT MOUNT

P.N.	Cable Group	Finish	Insulation	Impedance	Crimp Tool
122406	10	Nickel/Gold	Teflon	50	N/A
122469	10	Nickel/Gold	Teflon	50	N/A
FRONT MOUNT					



## BULKHEAD SOLDER JACK — SEMI-RIGID CABLE — REAR MOUNT

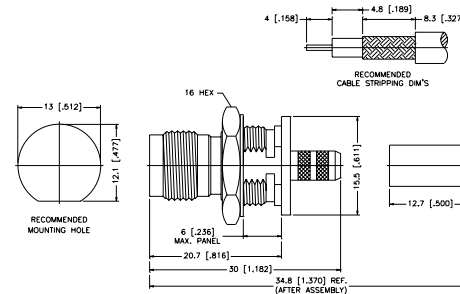
P.N.	Cable Group	Finish	Insulation	Impedance	Crimp Tool
122401	10	Nickel/Gold	Teflon	50	N/A
122400	11	Nickel/Gold	Teflon	50	N/A
122463	11	Nickel/Gold	Teflon	75	N/A
FRONT MOUNT					

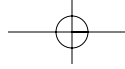


## BULKHEAD ISOLATED CRIMP JACK — STANDARD CABLE

P.N.	Cable Group	Finish	Insulation	Impedance	Crimp Tool
122202	01	Nickel	Teflon	50	A
122204	03	Nickel	Teflon	50	A
122205	03	Nickel	Teflon	75	A

Remark: 6.0 [.236] Max. panel thickness





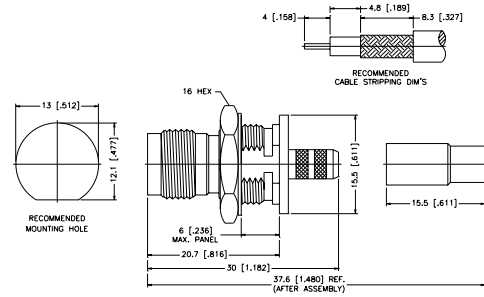
# BULKHEAD JACK CRIMP ATTACHMENTS FOR FLEXIBLE AND SEMI-RIGID CABLE

For Cable Group Legend, see page 97

## BULKHEAD ISOLATED CRIMP JACK — PLENUM CABLE

P.N.	Cable Group	Finish	Insulation	Impedance	Crimp Tool
122194	02	Nickel	Teflon	50	A
122196	04	Nickel	Teflon	50	A
122197	04	Nickel	Teflon	75	A

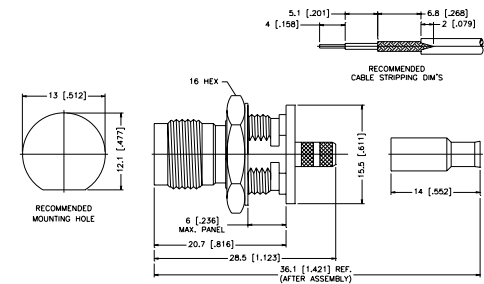
Remark: 6.0 [.236] Max. panel thickness



## BULKHEAD ISOLATED CRIMP JACK — MINIATURE CABLE

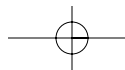
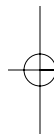
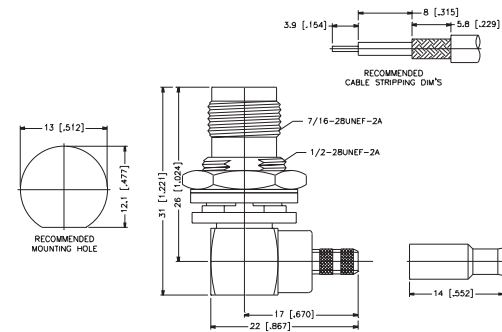
P.N.	Cable Group	Finish	Insulation	Impedance	Crimp Tool
122210	05	Nickel	Teflon	50	B
122211	06	Nickel	Teflon	75	B

Remark: With teflon sleeve, Hex. crimp size .178", 6.0 [.236] Max. panel thickness



## RIGHT ANGLE BULKHEAD CRIMP JACK

P.N.	Cable Group	Finish	Insulation	Impedance	Crimp Tool
122454	05	Nickel	Teflon	50	B



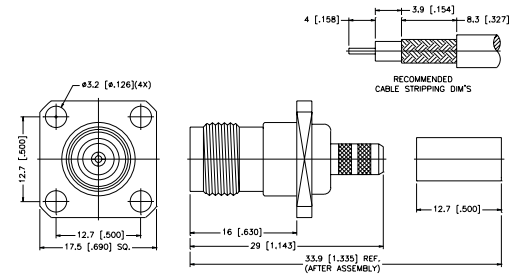
# PANEL JACK CRIMP ATTACHMENTS FOR FLEXIBLE AND SEMI-RIGID CABLE/RECEPTACLE

For Cable Group Legend, see page 97

## PANEL CRIMP JACK — STANDARD CABLE

P.N.	Cable Group	Finish	Insulation	Impedance	Crimp Tool
Teflon/Captured					
122230	01	Nickel	Teflon	50	A
122232	03	Nickel	Teflon	50	A
122233	03	Nickel	Teflon	75	A
122374	01A	Nickel	Teflon	50	A
Delrin/Noncaptured					
122234	01	Nickel	Delrin	50	A
122236	03	Nickel	Delrin	50	A
122237	03	Nickel	Delrin	75	A

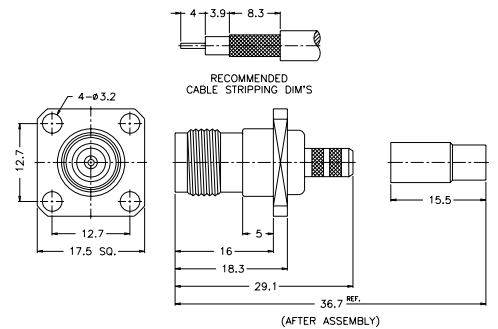
Remark: 5.0 [.197] Max. panel thickness



## PANEL CRIMP JACK — PLENUM CABLE

P.N.	Cable Group	Finish	Insulation	Impedance	Crimp Tool
Teflon/Captured					
122238	02	Nickel	Teflon	50	A
122240	04	Nickel	Teflon	50	A
122241	04	Nickel	Teflon	75	A

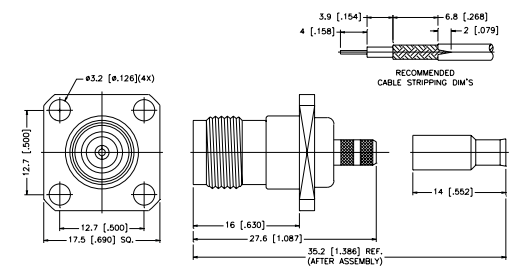
Remark: 5.0 [.197] Max. panel thickness



## PANEL CRIMP JACK — MINIATURE CABLE

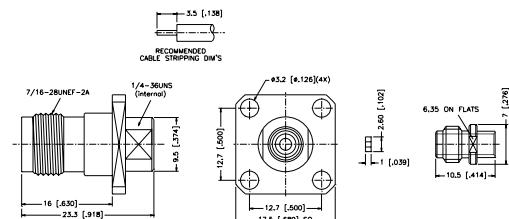
P.N.	Cable Group	Finish	Insulation	Impedance	Crimp Tool
122246	05	Nickel	Delrin	50	B
122379	05A	Nickel	Delrin	50	B
122247	06	Nickel	Delrin	75	B
122442	14	Nickel	Delrin	50	B
122460	16	Nickel	Delrin	75	B

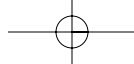
Remark: With teflon sleeve, Hex. crimp size .178", 5.0 [.197] Max. panel thickness



## PANEL SOLDER JACK — SEMI-RIGID CABLE

P.N.	Cable Group	Finish	Insulation	Impedance	Crimp Tool
122419	10	Nickel/Gold	Teflon	50	N/A
122389	11	Nickel/Gold	Teflon	50	N/A



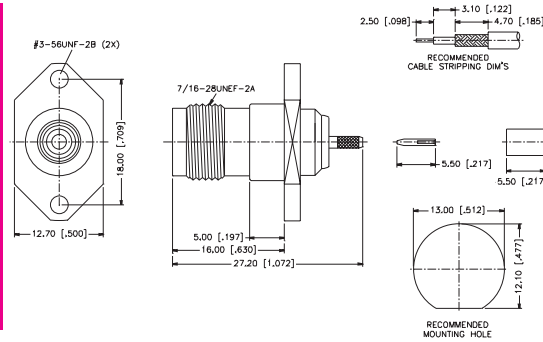


# PANEL JACK CRIMP ATTACHMENTS FOR FLEXIBLE AND SEMI-RIGID CABLE/RECEPTACLE

For Cable Group Legend, see page 97

## 2-HOLE FLANGE PANEL JACK (REVERSE POLARIZED) — THREADED HOLES

P.N.	Cable Group	Finish	Insulation	Impedance	Crimp Tool
122458RP	05	Nickel	Teflon	50	B
122459RP	14	Nickel	Teflon	50	B

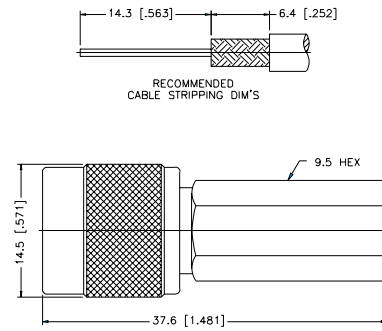


## TWIST-ON ATTACHMENTS FOR FLEXIBLE CABLE

### TWIST-ON PLUG

P.N.	Cable Group	Finish	Insulation	Impedance	Crimp Tool
122250	01	Nickel	Delrin	50	N/A
122252	03	Nickel	Delrin	50	N/A
122253	03	Nickel	Delrin	75	N/A
122254	02	Nickel	Delrin	50	N/A
122256	04	Nickel	Delrin	50	N/A
122257	04	Nickel	Delrin	75	N/A

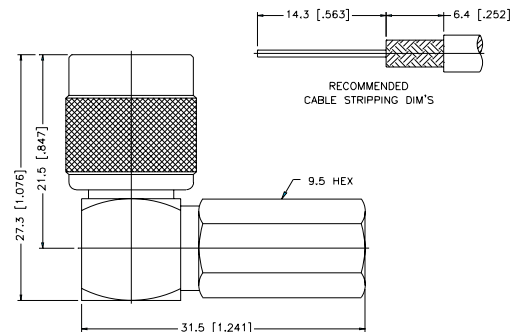

Remark: Only for solid center conductor cable



### RIGHT ANGLE TWIST-ON PLUG

P.N.	Cable Group	Finish	Insulation	Impedance	Crimp Tool
122266	01	Nickel	Delrin	50	N/A
122268	03	Nickel	Delrin	50	N/A
122269	03	Nickel	Delrin	75	N/A
122270	02	Nickel	Delrin	50	N/A
122272	04	Nickel	Delrin	50	N/A
122273	04	Nickel	Delrin	75	N/A

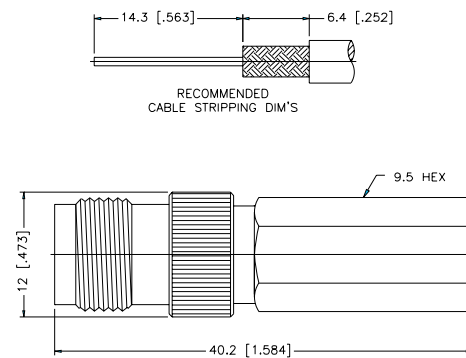
Remark: Only for solid center conductor cable



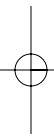
### TWIST-ON JACK

P.N.	Cable Group	Finish	Insulation	Impedance	Crimp Tool
122258	01	Nickel	Delrin	50	N/A
122260	03	Nickel	Delrin	50	N/A
122261	03	Nickel	Delrin	75	N/A
122262	02	Nickel	Delrin	50	N/A
122264	04	Nickel	Delrin	50	N/A
122265	04	Nickel	Delrin	75	N/A

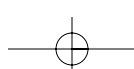
Remark: Only for solid center conductor cable



TNC COAXIAL CONNECTORS



For Reverse Polarized connectors, add RP to standard part number. Contact Connex marketing for availability.  
 For Reverse Threaded connectors, add RT to standard part number. Contact Connex marketing for availability.  
 For Crimp Tool information, see page 183.



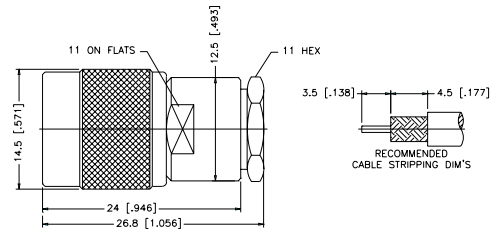
## CLAMP ATTACHMENTS FOR FLEXIBLE CABLE

For Cable Group Legend, see page 97

### STRAIGHT CLAMP PLUG — CAPTIVE CONTACT

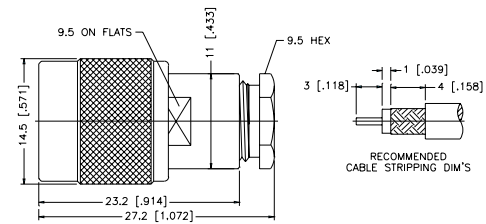
P.N.	Cable Group	Finish	Insulation	Impedance	Crimp Tool
122274	01	Nickel	Delrin	50	N/A
122276	03	Nickel	Delrin	50	N/A
122277	03	Nickel	Delrin	75	N/A
122278	02	Nickel	Delrin	50	N/A
122280	04	Nickel	Delrin	50	N/A
122281	04	Nickel	Delrin	75	N/A
122381	07	Nickel	Teflon	50	N/A
122397	07C	Nickel	Teflon	50	N/A

Remark: Barrel O.D., 12.5 mm



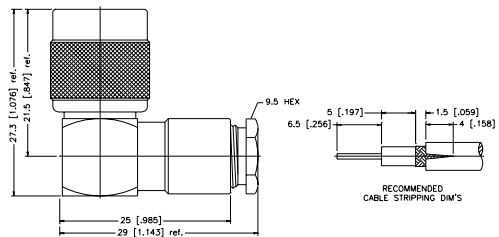
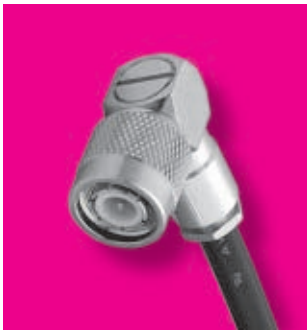
### STRAIGHT CLAMP PLUG

P.N.	Cable Group	Finish	Insulation	Impedance	Crimp Tool
122282	01	Nickel	Delrin	50	N/A
122284	03	Nickel	Delrin	50	N/A
122285	03	Nickel	Delrin	75	N/A
122402	05	Nickel	Delrin	50	N/A



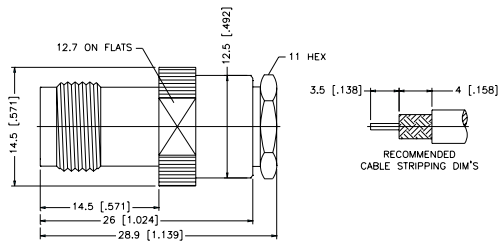
### RIGHT ANGLE CLAMP PLUG

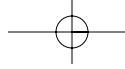
P.N.	Cable Group	Finish	Insulation	Impedance	Crimp Tool
122286	01	Nickel	Delrin	50	N/A
122288	03	Nickel	Delrin	50	N/A
122289	03	Nickel	Delrin	75	N/A
122290	02	Nickel	Delrin	50	N/A
122292	04	Nickel	Delrin	50	N/A
122293	04	Nickel	Delrin	75	N/A



### STRAIGHT CLAMP JACK — CAPTIVE CONTACT

P.N.	Cable Group	Finish	Insulation	Impedance	Crimp Tool
122294	01	Nickel	Teflon	50	N/A
122296	03	Nickel	Teflon	50	N/A
122297	03	Nickel	Teflon	75	N/A
122298	02	Nickel	Teflon	50	N/A
122300	04	Nickel	Teflon	50	N/A
122301	04	Nickel	Teflon	75	N/A
122446	07	Nickel	Teflon	50	N/A



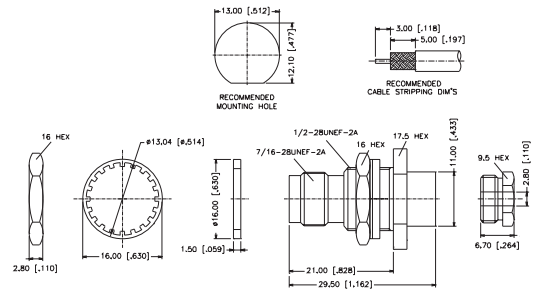



## CLAMP ATTACHMENTS FOR FLEXIBLE CABLE

For Cable Group Legend, see page 97

### BULKHEAD CLAMP JACK

P.N.	Cable Group	Finish	Insulation	Impedance	Crimp Tool
122452	05	Nickel	Teflon	50	N/A



TNC COAXIAL CONNECTORS

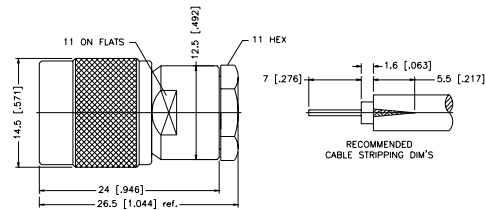


## WEDGE COMPRESSION ATTACHMENTS FOR FLEXIBLE CABLE

### WEDGE COMPRESSION PLUG

P.N.	Cable Group	Finish	Insulation	Impedance	Crimp Tool
122302	01	Nickel	Delrin	50	N/A
122304	03	Nickel	Delrin	50	N/A
122305	03	Nickel	Delrin	75	N/A
122306	02	Nickel	Delrin	50	N/A
122308	04	Nickel	Delrin	50	N/A
122309	04	Nickel	Delrin	75	N/A

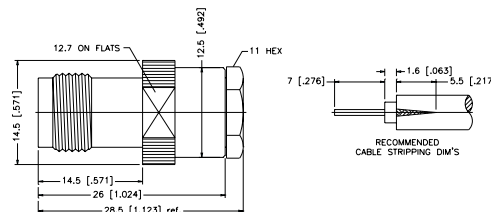
Remark: With wedge pin



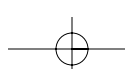
### WEDGE COMPRESSION JACK

P.N.	Cable Group	Finish	Insulation	Impedance	Crimp Tool
122310	01	Nickel	Teflon	50	N/A
122312	03	Nickel	Teflon	50	N/A
122313	03	Nickel	Teflon	75	N/A
122314	02	Nickel	Teflon	50	N/A
122316	04	Nickel	Teflon	50	N/A
122317	04	Nickel	Teflon	75	N/A

Remark: With wedge contact



For Reverse Polarized connectors, add RP to standard part number. Contact Connex marketing for availability.  
 For Reverse Threaded connectors, add RT to standard part number. Contact Connex marketing for availability.  
 For Crimp Tool information, see page 183.

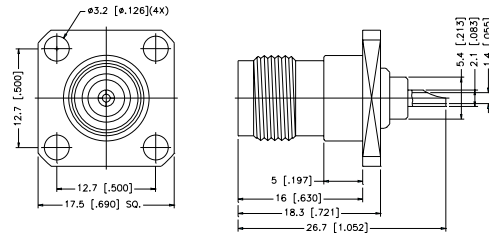


## PANEL RECEPTACLES

For Cable Group Legend, see page 97

### PANEL RECEPTACLE JACK

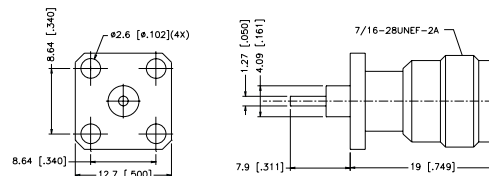
P.N.	Cable Group	Finish	Insulation	Impedance	Crimp Tool
122248	N/A	Nickel	Teflon	50	N/A
122249	N/A	Nickel	Teflon	75	N/A



### PANEL RECEPTACLE — EXTENDED TEFLON POST — 0.500 FLANGE

P.N.	Cable Group	Finish	Insulation	Impedance	Crimp Tool
122385	N/A	Nickel	Teflon	50	N/A

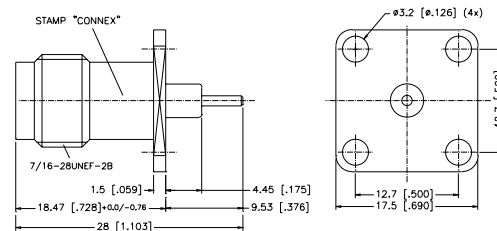
Note: Consult factory for other lengths available.



### PANEL RECEPTACLE — EXTENDED TEFLON POST

P.N.	Cable Group	Finish	Insulation	Impedance	Crimp Tool
122396	N/A	Nickel	Teflon	50	N/A

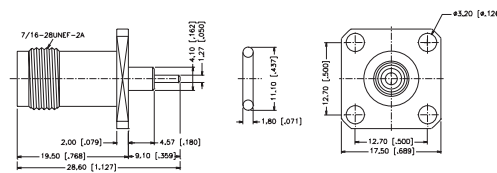
Note: Consult factory for other lengths available.

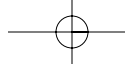


### PANEL RECEPTACLE — EXTENDED TEFLON POST — GASKET SEAL

P.N.	Cable Group	Finish	Insulation	Impedance	Crimp Tool
122443	N/A	Nickel	Teflon	50	N/A

Note: Consult factory for other lengths available.



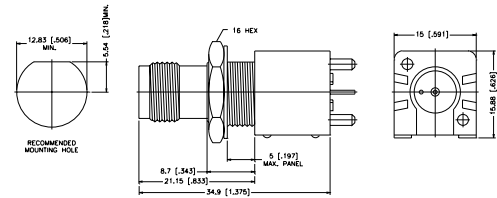


# PRINTED CIRCUIT BOARD/STRAIGHT R/A TERMINALS

For Cable Group Legend, see page 97

## COMMERCIAL STRAIGHT PCB MOUNT JACK

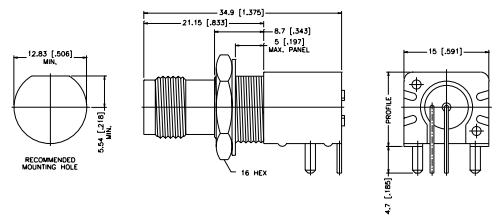
P.N.	Cable Group	Finish	Insulation	Impedance	Crimp Tool
<b>White Housing</b>					
122318	N/A	Nickel	Polypropylene	50	N/A
122319	N/A	Nickel	Polypropylene	75	N/A
<b>Black Housing</b>					
122320	N/A	Nickel	Polypropylene	50	N/A
122321	N/A	Nickel	Polypropylene	75	N/A
122383	N/A	Nickel	Diecast body	50	N/A



Mounting Hole Dia. see "TYPE G" page 185

## COMMERCIAL RIGHT ANGLE PCB MOUNT JACK

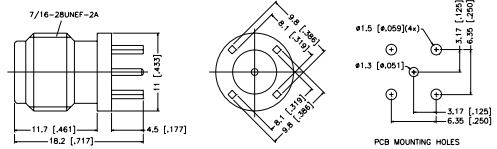
P.N.	Cable Group	Finish	Insulation	Impedance	Crimp Tool
<b>High Profile, 15.88 mm White</b>					
122322	N/A	Nickel	Polypropylene	50	N/A
122323	N/A	Nickel	Polypropylene	75	N/A
<b>High Profile, 15.88 mm Black</b>					
122324	N/A	Nickel	Polypropylene	50	N/A
122325	N/A	Nickel	Polypropylene	75	N/A
122384	N/A	Nickel	Diecast body	50	N/A
<b>Low Profile, 13.1 mm White</b>					
122326	N/A	Nickel	Polypropylene	50	N/A
122327	N/A	Nickel	Polypropylene	75	N/A
<b>Low Profile, 13.1 mm Black</b>					
122328	N/A	Nickel	Polypropylene	50	N/A
122329	N/A	Nickel	Polypropylene	75	N/A



Mounting Hole Dia. see "TYPE H" page 185

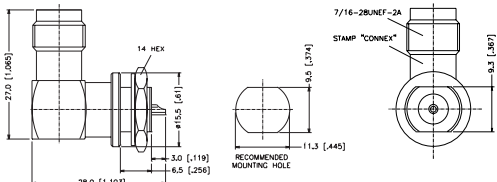
## STRAIGHT PCB MOUNT RECEPTACLE JACK

P.N.	Cable Group	Finish	Insulation	Impedance	Crimp Tool
122440	N/A	Nickel	Teflon	50	N/A
122439	N/A	Nickel	Teflon	75	N/A

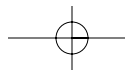


## RIGHT ANGLE BULKHEAD RECEPTACLE

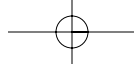
P.N.	Cable Group	Finish	Insulation	Impedance	Crimp Tool
122368	N/A	Nickel	Teflon	50	N/A



For Reverse Polarized connectors, add RP to standard part number. Contact Connex marketing for availability.  
 For Reverse Threaded connectors, add RT to standard part number. Contact Connex marketing for availability.  
 For Crimp Tool information, see page 183.







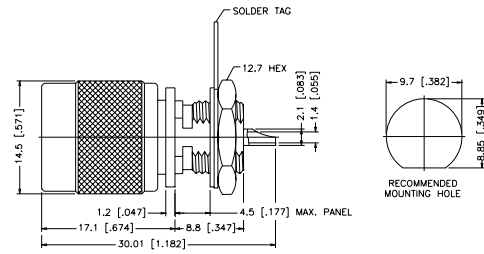
# BULKHEAD RECEPTACLE/SOLDER POT TERMINALS

For Cable Group Legend, see page 97

## BULKHEAD RECEPTACLE PLUG

P.N.	Cable Group	Finish	Insulation	Impedance	Crimp Tool
122330	N/A	Nickel	Delrin	50	N/A
122331	N/A	Nickel	Delrin	75	N/A

Remark: 4.5 [.177] Max. panel thickness

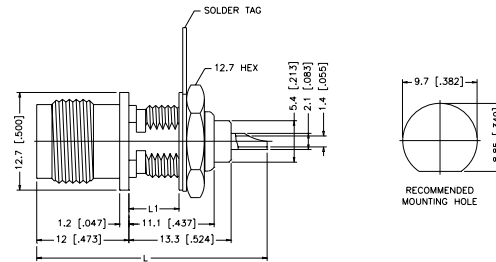


## BULKHEAD RECEPTACLE JACK

P.N.	Cable Group	Finish	Insulation	Impedance	Crimp Tool
L = 3.2 [.126] panel thickness, L = 26.7 [1.05]					
122332	N/A	Nickel	Delrin	50	N/A
122333	N/A	Nickel	Delrin	75	N/A

L = 6.5 [.256] panel thickness, L = 30.0 [1.18]					
122334	N/A	Nickel	Delrin	50	N/A
122335	N/A	Nickel	Delrin	75	N/A

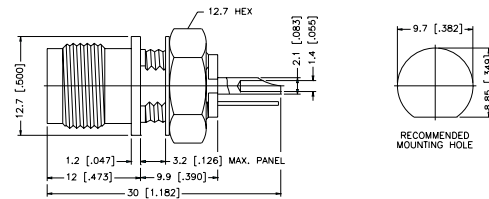
L1 = 9.5 [.374] panel thickness, L = 33.0 [1.30]					
122336	N/A	Nickel	Delrin	50	N/A
122337	N/A	Nickel	Delrin	75	N/A



## BULKHEAD RECEPTACLE ISOLATED JACK

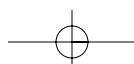
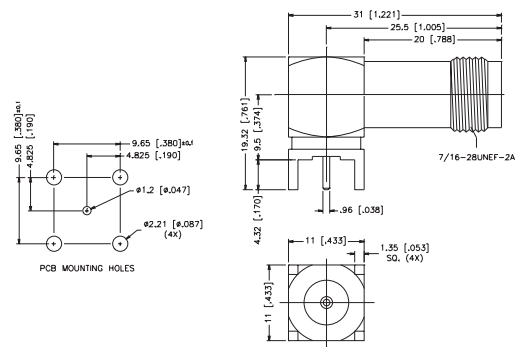
P.N.	Cable Group	Finish	Insulation	Impedance	Crimp Tool
122338	N/A	Nickel	Nylon	50	N/A
122339	N/A	Nickel	Nylon	75	N/A

Remark: Isolated from ground,  
3.2 [.126] Max. panel thickness



## RIGHT ANGLE PCB MOUNT RECEPTACLE — METAL BODY

P.N.	Cable Group	Finish	Insulation	Impedance	Crimp Tool
122462	N/A	Nickel	Teflon	50	N/A



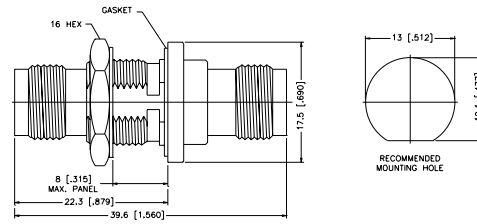
# BULKHEAD FEEDTHROUGH ADAPTERS

For Cable Group Legend, see page 97

## JACK-TO-JACK BULKHEAD ADAPTER

P.N.	Cable Group	Finish	Insulation	Impedance	Crimp Tool
122340	N/A	Nickel	Delrin	50	N/A
122341	N/A	Nickel	Delrin	75	N/A

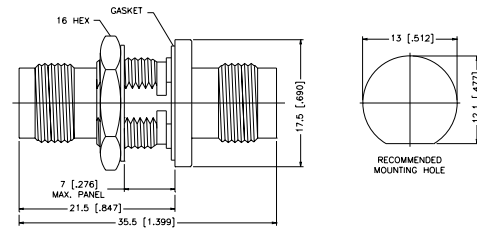
Remark: 8.0 mm Max. panel thickness



## JACK-TO-JACK BULKHEAD ADAPTER

P.N.	Cable Group	Finish	Insulation	Impedance	Crimp Tool
122342	N/A	Nickel	Delrin	50	N/A
122343	N/A	Nickel	Delrin	75	N/A

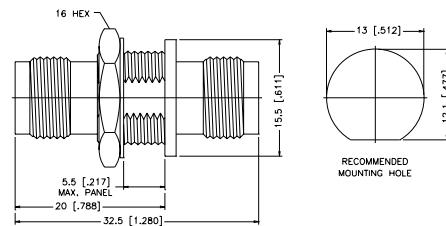
Remark: 7.0 mm Max. panel thickness



## JACK-TO-JACK BULKHEAD ADAPTER

P.N.	Cable Group	Finish	Insulation	Impedance	Crimp Tool
122344	N/A	Nickel	Delrin	50	N/A
122345	N/A	Nickel	Delrin	75	N/A

Remark: Without gasket, 5.5 mm Max. panel thickness



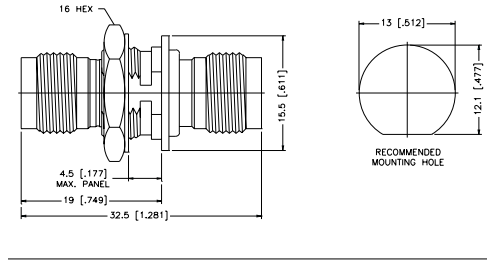
## BULKHEAD FEEDTHROUGH ADAPTERS

For Cable Group Legend, see page 97

### JACK-TO-JACK BULKHEAD — ISOLATED ADAPTER

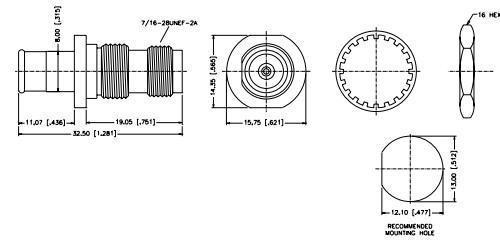
P.N.	Cable Group	Finish	Insulation	Impedance	Crimp Tool
122346	N/A	Nickel	Delrin	50	N/A
122347	N/A	Nickel	Delrin	75	N/A

Remark: With isolated bushing, 4.5 mm Max. panel thickness



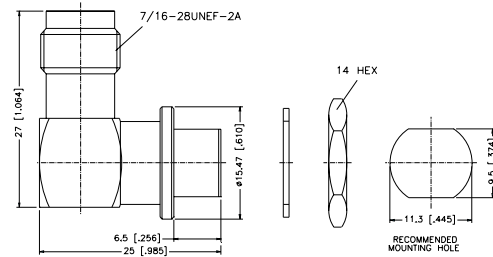
### JACK-TO-PLUG BULKHEAD ADAPTER — PUSH ON

P.N.	Cable Group	Finish	Insulation	Impedance	Crimp Tool
122380	N/A	Nickel	Teflon	75	N/A



### BULKHEAD RIGHT ANGLE TNC FEMALE TO MCX FEMALE ADAPTER

P.N.	Cable Group	Finish	Insulation	Impedance	Crimp Tool
122427	N/A	Nickel	Teflon	50	N/A

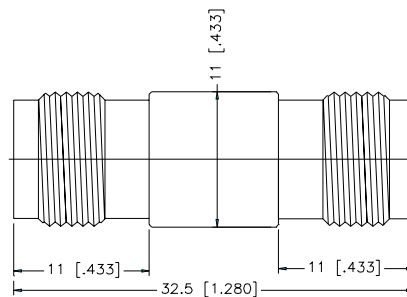


## ADAPTERS

For Cable Group Legend, see page 97

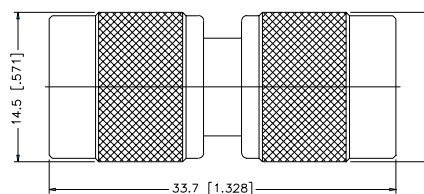
### JACK-TO-JACK ADAPTER

P.N.	Cable Group	Finish	Insulation	Impedance	Crimp Tool
122348	N/A	Nickel	Delrin	50	N/A
122349	N/A	Nickel	Delrin	75	N/A



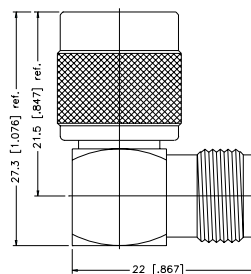
### PLUG-TO-PLUG ADAPTER

P.N.	Cable Group	Finish	Insulation	Impedance	Crimp Tool
122350	N/A	Nickel	Delrin	50	N/A
122351	N/A	Nickel	Delrin	75	N/A



### RIGHT ANGLE ADAPTER — PLUG-TO-JACK

P.N.	Cable Group	Finish	Insulation	Impedance	Crimp Tool
122352	N/A	Nickel	Delrin	50	N/A
122353	N/A	Nickel	Delrin	75	N/A



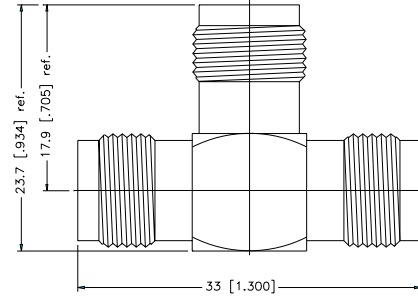
For Reverse Polarized connectors, add RP to standard part number. Contact Connex marketing for availability.  
 For Reverse Threaded connectors, add RT to standard part number. Contact Connex marketing for availability.  
 For Crimp Tool information, see page 183.

## TEE ADAPTERS

For Cable Group Legend, see page 97

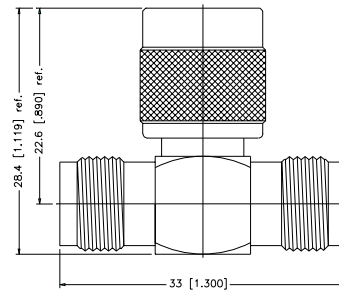
### TEE ADAPTER — JACK-TO-JACK-TO-JACK

P.N.	Cable Group	Finish	Insulation	Impedance	Crimp Tool
122354	N/A	Nickel	Delrin	50	N/A
122355	N/A	Nickel	Delrin	75	N/A



### TEE ADAPTER — JACK-TO-PLUG-TO-JACK

P.N.	Cable Group	Finish	Insulation	Impedance	Crimp Tool
122356	N/A	Nickel	Delrin	50	N/A
122357	N/A	Nickel	Delrin	75	N/A

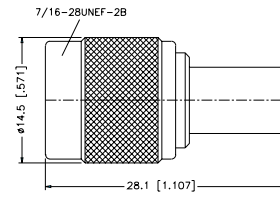


## TERMINATORS

For Cable Group Legend, see page 97

### TNC TERMINATOR PLUG

P.N.	Cable Group	Finish	Insulation	Impedance	Crimp Tool
202117	N/A	Nickel	Delrin	50	N/A
202118	N/A	Nickel	Delrin	75	N/A

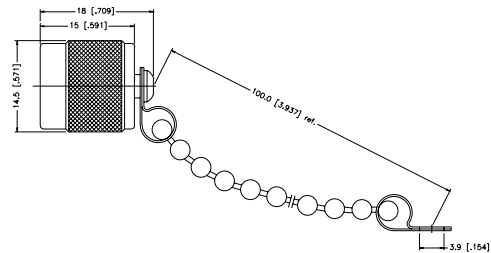


## ACCESSORIES

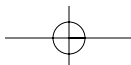
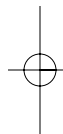
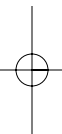
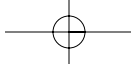
### TNC MALE CAP & CHAIN

P.N.	Cable Group	Finish	Insulation	Impedance	Crimp Tool
202101	N/A	Nickel	N/A	N/A	N/A

Remark: Chain Length 100 mm



For Reverse Polarized connectors, add RP to standard part number. Contact Connex marketing for availability.  
 For Reverse Threaded connectors, add RT to standard part number. Contact Connex marketing for availability.  
 For Crimp Tool information, see page 183.





## N COAXIAL CONNECTORS

The Connex N connectors with screw coupling are fully interchangeable with N connectors made to the MIL-C-39012 specification. Designed for use in all systems where very good R.F. and mechanical performance is critical, whether it be at low or high frequencies.

### PLATING FOR INTERMODULATION PROBLEMS

Intermodulation problems have long been a serious concern for the telecommunications market. The elimination of all nickel plating on N series connectors has gone a long way to solve this problem. Connex offers both silver-plated (no nickel undercoat on body or under 30µ" gold center contact) and Nexcote-plated connectors. Nexcote is our trade name for the popular white bronze plating, and is fully compatible with all other commercial tri-alloy platings on the market.

For silver-plated connectors, add "S" to the end of the Connex P/N; for Nexcote, add "NEX".

## ELECTRICAL SPECIFICATIONS

Impedance	50 ohm nominal
Frequency	0–11 GHz
Voltage Rating	1500 Volts peak
Dielectric Withstanding Voltage	2500 Volts rms
VSWR	1.3 max. 0–11 GHz
Contact Resistance	Center contact 1.0 milliohm
	Outer contact 0.2 milliohm
Insulation Resistance	5000 megohms (min)

**\*NOTE:** 75 OHM SERIES CONNECTORS ARE NOT INTERMATEABLE WITH THE 50 OHM SERIES.

## MATERIAL SPECIFICATIONS

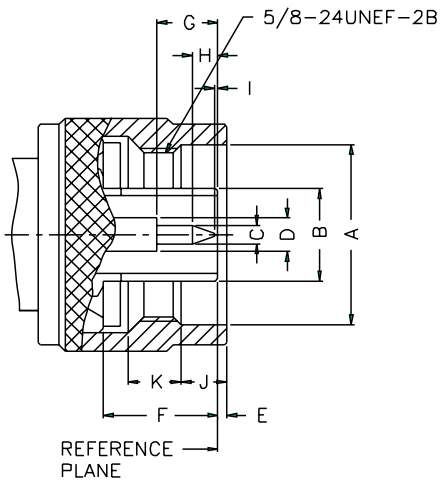
PARTS NAME		MATERIAL	FINISH
Center Contact	Male	Brass	Gold or Silver plated
	Female	Phosphor Bronze (nominal) or Beryllium Copper	Gold or Silver plated
Metal parts		Brass	Nickel*
Insulators		Teflon	None
Clamp gaskets		Silicone rubber, Synthetic rubber	None
Crimp ferrules		Annealed copper	Nickel*





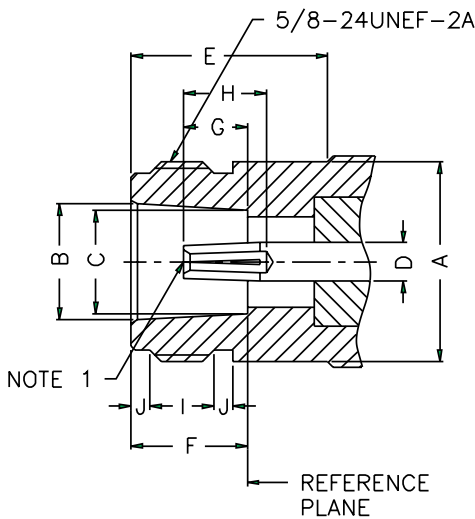
## N COAXIAL CONNECTORS

### INTERFACE MATING DIMENSIONS



### PLUG

Letter	Millimeters [Inches]	
	Minimum	Maximum
A	16.00 [.630]	–
B	–	8.38 [.330]
C	1.60 [.063]	1.68 [.066]
D	3.00 [.118]	3.15 [.124]
E	0.41 [.016]	1.52 [.060]
F	10.11 [.398]	10.46 [.412]
G	5.33 [.210]	5.84 [.230]
H	3.30 [.130]	4.32 [.170]
I	0.08 [.003]	–
J	4.01 [.158]	4.27 [.168]
K	4.50 [.177]	5.00 [.197]



### JACK

Letter	Millimeters [Inches]	
	Minimum	Maximum
A	–	15.93 [.628]
B	8.53 [.336]	8.74 [.344]
C	8.03 [.316]	8.13 [.320]
D	3.00 [.118]	3.15 [.124]
E	10.72 [.422]	–
F	9.04 [.356]	9.19 [.362]
G	4.75 [.187]	5.26 [.207]
H	5.33 [.210]	–
I	4.37 [.172]	5.13 [.202]
J	1.19 [.047]	1.96 [.077]

NOTE: 1. I.D. TO MEET VSWR AND CONTACT RESISTANCE WHEN MATED WITH 1.6/1.68 MM DIA. PIN.

## N COAXIAL CONNECTORS

All connector bodies, unless otherwise noted, are nickel plated and all contacts are gold plated 3µ".

All insulators are teflon. Silver plating is available. Please contact Connex for samples and quotes.

All dimensions in millimeters and [inches].

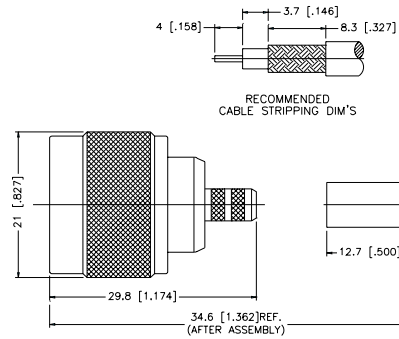
### C A B L E G R O U P L E G E N D

01	58/ 58A/ 58C/ 141/ 303/ LMR195™/ B7806A	06A	179/ U DOUBLE BRAIDED	09	B8227/ 89207
01A	55/ 142/ 223/ 400	07	8/ 8A/ 213/ 393	10	.141 SEMI-RIGID/ 402/U
01B	LMR200™/ B7807A	07A	214	11	.085 SEMI-RIGID/ 405/U
02	58 PLENUM/THINNET/ 122U/ B88240/ B89907	07B	8X/ LMR240™/ B7808A	12	.250 SEMI-RIGID
03	59/ 62/ 140/ 210	07C	B9913/ LMR400™/ B7810A/ B8214	13	.047 SEMI-RIGID/ B1674A
03A	59/ U-20AWG	07D	B89913	14	178/ 196
04	59/ U PLENUM	07E	11	15	B8281/ B9231/ B9141
04A	59/ U PLENUM-20AWG	07F	11/ U-14AWG/ B8213/ B9292/ B7731/ B1859A	15A	B88281
05	174/ 188A/ 316/ B7805A	08	6/ 143/ 212	16	180/ 195/ 122/ B8218/ B1865A/ B1855
05A	316/ U DOUBLE BRAIDED	08A	B1694A/ B9248	17	LMR600™
06	179/ 187/ B9221	08B	6 PLENUM/ B1695A	18	AT&T734A/ B1505A
				19	AT&T735A/ B735A1

## CRIMP/SOLDER ATTACHMENTS FOR FLEXIBLE AND SEMI-RIGID CABLE

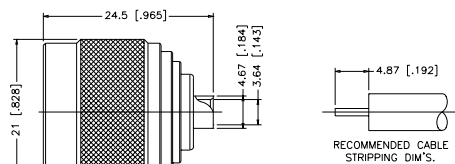
### STRAIGHT CRIMP PLUG — CAPTIVE CONTACT

P.N.	Cable Group	Finish	Insulation	Impedance	Crimp Tool
172100	01	Nickel	Teflon	50	J
172142	01A	Nickel	Teflon	50	J
172214	01B	Nickel	Teflon	50	J
172161	02	Nickel	Teflon	50	J
172101	03	Nickel	Teflon	50	J
172128	05	Nickel	Teflon	50	B/J
172171	05A	Nickel	Teflon	50	B/J
172102	07	Nickel	Teflon	50	D
172166	07A	Nickel	Teflon	50	D
172135	07B	Nickel	Teflon	50	J
172102H243	07C	Nickel	Teflon	50	L
172249	07D	Nickel	Teflon	50	L
172202	08	Nickel	Teflon	50	E
172281	14	Nickel	Teflon	50	B
172206	17	Nickel	Teflon	50	.610 HEX
172140	(GORE 1839)	Nickel	Teflon	50	E
172290	Nickel	Teflon	50	D	
	RG212/ B9861				
172259	Nickel	Teflon	50	.600 HEX	
	TIMES LMR500™				
172282	Nickel	Teflon	50	N/A	
	1/2" ANDREWS LDF4 HELIAX				
172294	Silver	Teflon	50	N/A	
	1/4" ANDREWS FSJ HELIAX				



### STRAIGHT SOLDER PLUG — SEMI-RIGID CABLE

P.N.	Cable Group	Finish	Insulation	Impedance	Crimp Tool
172133	10	Nickel/Gold	Teflon	50	N/A
172211	11	Nickel/Gold	Teflon	50	N/A
172139	12	Nickel/Gold	Teflon	50	N/A



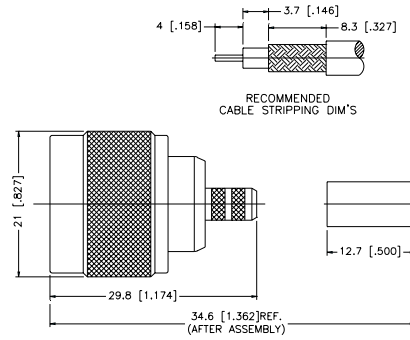
For Reverse Polarized connectors, add RP to standard part number. Contact Connex marketing for availability.  
For Reverse Threaded connectors, add RT to standard part number. Contact Connex marketing for availability.  
For Crimp Tool information, see page 183.

## CRIMP/SOLDER ATTACHMENTS FOR FLEXIBLE AND SEMI-RIGID CABLE

For Cable Group Legend, see page 121

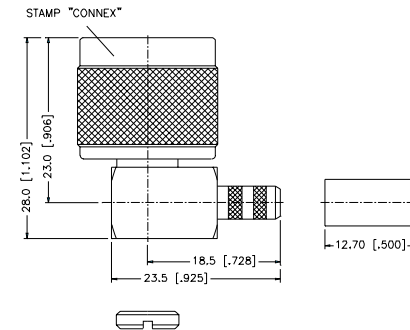
### CRIMP PLUG — ETHERNET CABLE

P.N.	Cable Group	Finish	Insulation	Impedance	Crimp Tool
172156	9880	Nickel	Teflon	50	D
172157	89880	Nickel	Teflon	50	D



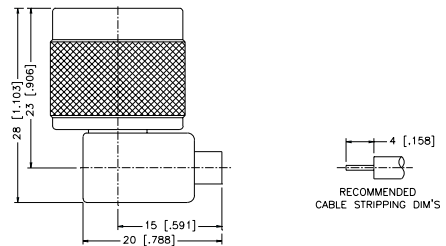
### RIGHT ANGLE CRIMP PLUGS

P.N.	Cable Group	Finish	Insulation	Impedance	Crimp Tool
172177	01	Nickel	Teflon	50	A
172178	01A	Nickel	Teflon	50	A
172215	01B	Nickel	Teflon	50	A
172179	03	Nickel	Teflon	50	A
172180	05	Nickel	Teflon	50	B/J
172245	05A	Nickel	Teflon	50	B/J
172176	07	Nickel	Teflon	50	D
172167	07A	Nickel	Teflon	50	D
172219	07B	Nickel	Teflon	50	A
172176	07C	Nickel	Teflon	50	L
172263	17	Nickel	Teflon	50	.610 HEX
172295	1/4" ANDREWS HELIAX	Silver	Teflon	50	N/A
172252	N/A ANDREWS 3/8" FSJ2-50 SUPER FLEX	Silver	Teflon	50	N/A
172286	1/2" ANDREWS FSJ4-50 SUPER FLEX	Silver	Teflon	50	N/A
172267	LMR500™	Nickel	Teflon	50	.600 HEX



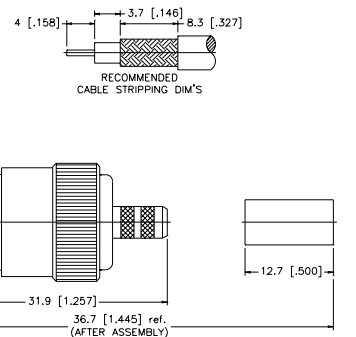
### RIGHT ANGLE SOLDER PLUG — SEMI-RIGID CABLE

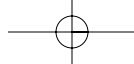
P.N.	Cable Group	Finish	Insulation	Impedance	Crimp Tool
172236	10	Nickel/Gold	Teflon	50	N/A
172235	11	Nickel/Gold	Teflon	50	N/A
172266	12	Nickel/Gold	Teflon	50	N/A



### STRAIGHT CRIMP JACK — CAPTIVE CONTACT

P.N.	Cable Group	Finish	Insulation	Impedance	Crimp Tool
172103	01	Nickel	Teflon	50	J
172147	01A	Nickel	Teflon	50	J
172216	01B	Nickel	Teflon	50	J
172104	03	Nickel	Teflon	50	J
172204	05	Nickel	Teflon	50	B/J
172205	05A	Nickel	Teflon	50	B/J
172105	07	Nickel	Teflon	50	D
172209	07A	Nickel	Teflon	50	D
172148	07B	Nickel	Teflon	50	J
172203	07C	Nickel	Teflon	50	L
172297	07D	Nickel	Teflon	50	L
172207	17	Nickel	Teflon	50	.610 HEX
172268	LMR500™	Nickel	Teflon	50	.600 HEX



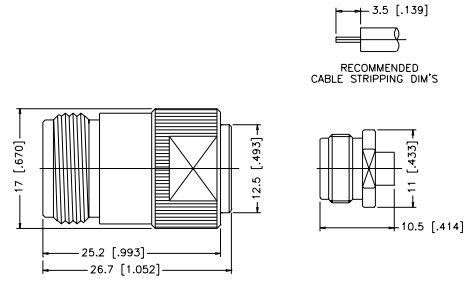


# CRIMP/SOLDER ATTACHMENTS FOR FLEXIBLE AND SEMI-RIGID CABLE

For Cable Group Legend, see page 121

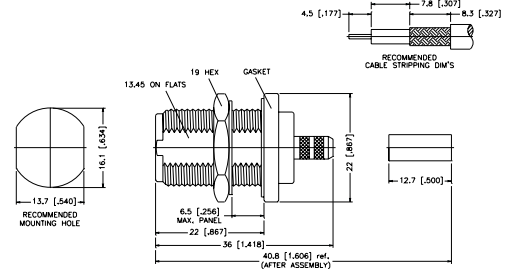

## STRAIGHT SOLDER JACK — SEMI-RIGID CABLE

P.N.	Cable Group	Finish	Insulation	Impedance	Crimp Tool
172238	10	Nickel/Gold	Teflon	50	N/A
172237	11	Nickel/Gold	Teflon	50	N/A



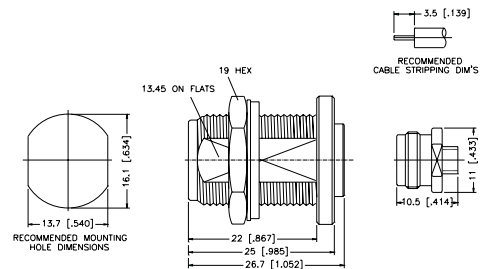
## BULKHEAD CRIMP JACK — CAPTIVE CONTACT — STANDARD CABLES

P.N.	Cable Group	Finish	Insulation	Impedance	Crimp Tool
172106	01	Nickel	Teflon	50	J
172132	01A	Nickel	Teflon	50	J
172217	01B	Nickel	Teflon	50	J
172192	02	Nickel	Teflon	50	J
172107	03	Nickel	Teflon	50	J
172129	05	Nickel	Teflon	50	B
172221	05	Nickel	Teflon	50	B
FRONT MOUNT					
172165	05A	Nickel	Teflon	50	B
172108	07	Nickel	Teflon	50	D
172168	07A	Nickel	Teflon	50	D
172149	07B	Nickel	Teflon	50	J
172220	07C	Nickel	Teflon	50	L
172264	17	Nickel	Teflon	50	.610 HEX
172269	LMR500™	Nickel	Teflon	50	.600 HEX



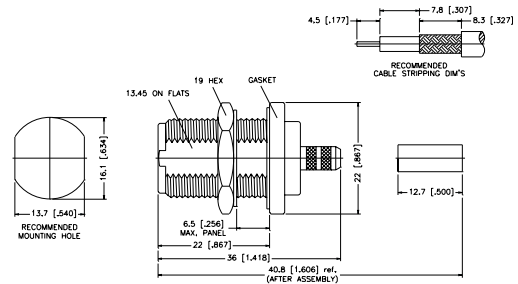

## BULKHEAD SOLDER JACK — SEMI-RIGID CABLE

P.N.	Cable Group	Finish	Insulation	Impedance	Crimp Tool
172137	10	Nickel/Gold	Teflon	50	N/A
172258	10	Nickel/Gold	Teflon	50	N/A
FRONT MOUNT					
172138	11	Nickel/Gold	Teflon	50	N/A
172242	11	Nickel/Gold	Teflon	50	N/A
FRONT MOUNT					
172153	12	Nickel/Gold	Teflon	50	N/A



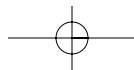
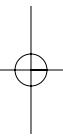
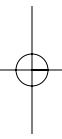
## BULKHEAD CRIMP JACK — ETHERNET CABLE

P.N.	Cable Group	Finish	Insulation	Impedance	Crimp Tool
172158	9880	Nickel	Teflon	50	D
172159	89880	Nickel	Teflon	50	D



CRIMP ON

For Reverse Polarized connectors, add RP to standard part number. Contact Connex marketing for availability.  
 For Reverse Threaded connectors, add RT to standard part number. Contact Connex marketing for availability.  
 For Crimp Tool information, see page 183.

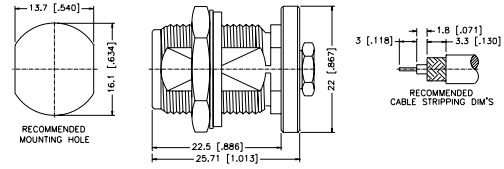



## CRIMP/SOLDER ATTACHMENTS FOR FLEXIBLE AND SEMI-RIGID CABLE

For Cable Group Legend, see page 121

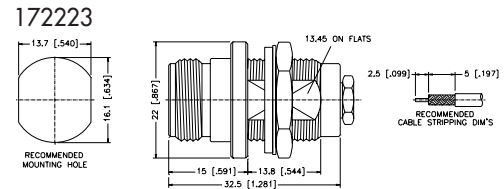
### BULKHEAD CLAMP JACK — REAR MOUNT — MINIATURE CABLE

P.N.	Cable Group	Finish	Insulation	Impedance	Crimp Tool
172143	05	Nickel	Teflon	50	N/A
	REAR MOUNT FLATWASHER				
172143-10	05	Nickel	Teflon	50	N/A
	REAR MOUNT STARWASHER				
172274	03	Nickel	Teflon	75	N/A
	REAR MOUNT CLAMP				
172287	—	Silver	Teflon	50	N/A
	ANDREWS 1/2" FSJ4-50 SUPERFLEX				



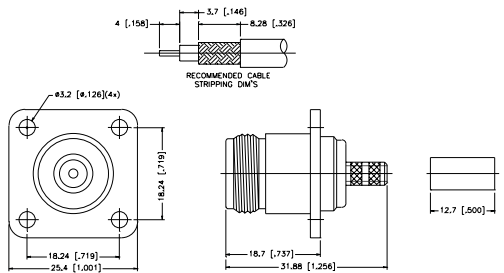

### BULKHEAD CLAMP JACK — FRONT MOUNT — MINIATURE CABLE

P.N.	Cable Group	Finish	Insulation	Impedance	Crimp Tool
172223	05	Nickel	Teflon	50	N/A
172283	05	Nickel	Teflon	50	B



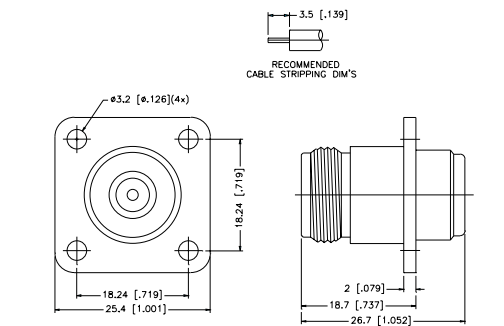
### STRAIGHT CRIMP PANEL JACK — CAPTIVE CONTACT — STANDARD CABLE

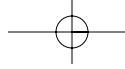
P.N.	Cable Group	Finish	Insulation	Impedance	Crimp Tool
172208	01	Nickel	Teflon	50	J
172175	01A	Nickel	Teflon	50	J
172239	01B	Nickel	Teflon	50	J
172173	05	Nickel	Teflon	50	B/J
172265	05	Nickel	Teflon	50	N/A
	CLAMP TERMINATION				
172246	05A	Nickel	Teflon	50	B/J
172182	07	Nickel	Teflon	50	D
172174	07A	Nickel	Teflon	50	D



### STRAIGHT SOLDER PANEL JACK — SEMI-RIGID CABLE

P.N.	Cable Group	Finish	Insulation	Impedance	Crimp Tool
172170	10	Nickel/Gold	Teflon	50	N/A
172169	11	Nickel/Gold	Teflon	50	N/A



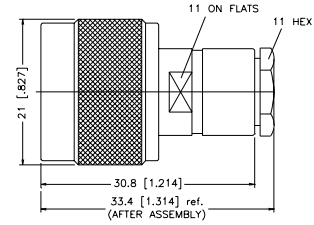
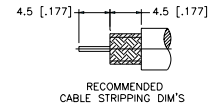


# CLAMP ATTACHMENTS FOR FLEXIBLE CABLE

For Cable Group Legend, see page 121

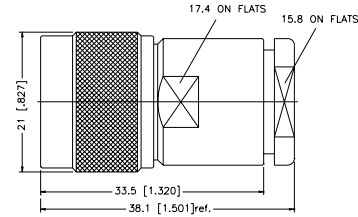
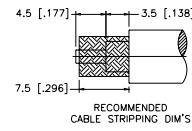

## STRAIGHT SOLDER PLUG — CAPTIVE CONTACT

P.N.	Cable Group	Finish	Insulation	Impedance	Crimp Tool
172111	01/01A	Nickel	Teflon	50	N/A
172112	03	Nickel	Teflon	50	N/A



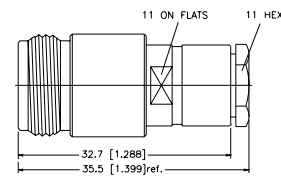
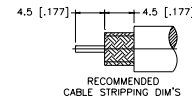
## STRAIGHT SOLDER PLUG — CAPTIVE CONTACT

P.N.	Cable Group	Finish	Insulation	Impedance	Crimp Tool
172113	07/07A	Nickel	Teflon	50	N/A
172113H243	07C	Nickel	Teflon	50	N/A



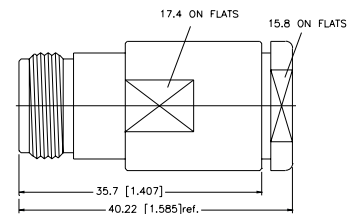
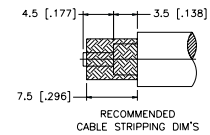

## STRAIGHT SOLDER JACK — CAPTIVE CONTACT

P.N.	Cable Group	Finish	Insulation	Impedance	Crimp Tool
172114	01	Nickel	Teflon	50	N/A
172115	03	Nickel	Teflon	50	N/A

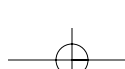


## STRAIGHT SOLDER JACK — CAPTIVE CONTACT

P.N.	Cable Group	Finish	Insulation	Impedance	Crimp Tool
172116	07	Nickel	Teflon	50	N/A



For Reverse Polarized connectors, add RP to standard part number. Contact Connex marketing for availability.  
For Reverse Threaded connectors, add RT to standard part number. Contact Connex marketing for availability.  
For Crimp Tool information, see page 183.



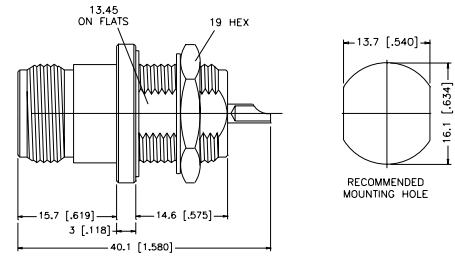
## BULKHEAD MOUNT SOLDER RECEPTACLES

For Cable Group Legend, see page 121

### BULKHEAD RECEPTACLE — FRONT MOUNT

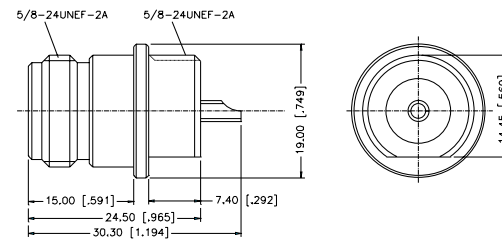
P.N.	Cable Group	Finish	Insulation	Impedance	Crimp Tool
172185	N/A	Nickel	Teflon	50	N/A

Remark: Non-hermetic



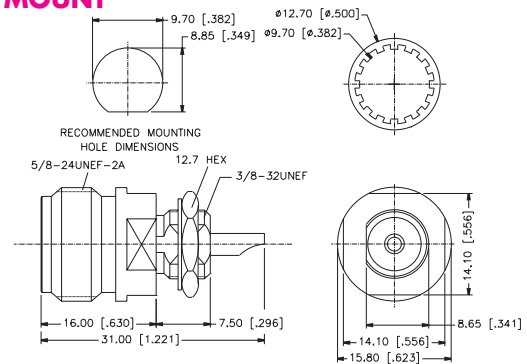
### BULKHEAD RECEPTACLE — FRONT MOUNT

P.N.	Cable Group	Finish	Insulation	Impedance	Crimp Tool
172255	N/A	Nickel	Teflon	50	N/A
172255-10	N/A	Nickel	Teflon	50	N/A
DOUBLE "D" MOUNT					



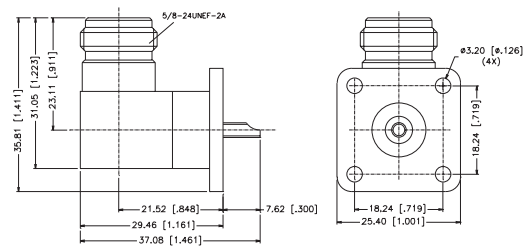
### BULKHEAD RECEPTACLE — BNC MOUNTING HOLE — FRONT MOUNT

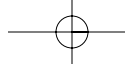
P.N.	Cable Group	Finish	Insulation	Impedance	Crimp Tool
172270	N/A	Nickel	Teflon	50	N/A



### RIGHT ANGLE PANEL RECEPTACLE

P.N.	Cable Group	Finish	Insulation	Impedance	Crimp Tool
172277	N/A	Nickel	Teflon	50	N/A





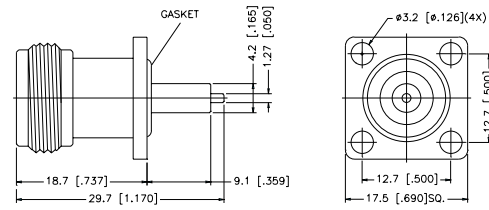
## PANEL MOUNT/SOLDER RECEPTACLES

For Cable Group Legend, see page 121

### PANEL RECEPTACLE JACK — EXPOSED TFE TYPE

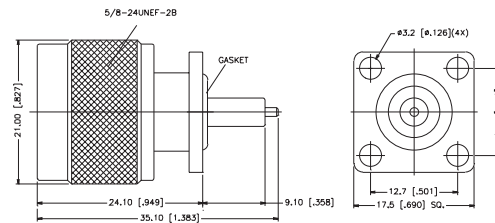
P.N.	Cable Group	Finish	Insulation	Impedance	Crimp Tool
172117	N/A	Nickel	Teflon	50	N/A
172189	N/A	Nickel	Teflon	50	N/A

Remark: With gasket. Extended Teflon insulation available in various lengths. Contact Connex marketing department for part number and availability.



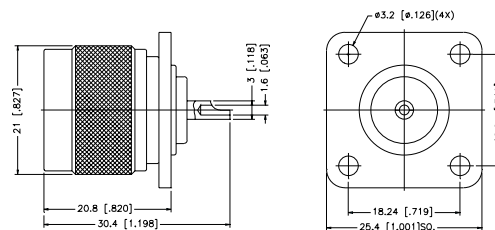
### PANEL RECEPTACLE PLUG — EXPOSED TFE TYPE

P.N.	Cable Group	Finish	Insulation	Impedance	Crimp Tool
172260	N/A	Nickel	Teflon	50	N/A



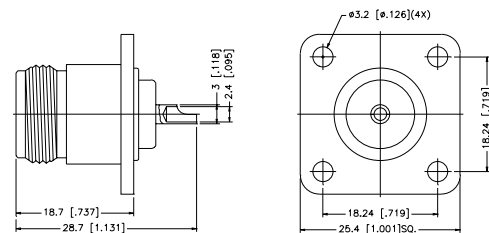
### PANEL RECEPTACLE PLUG — SOLDER POT TERMINAL

P.N.	Cable Group	Finish	Insulation	Impedance	Crimp Tool
172118	N/A	Nickel	Teflon	50	N/A

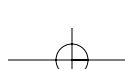


### PANEL RECEPTACLE JACK — SOLDER POT TERMINAL

P.N.	Cable Group	Finish	Insulation	Impedance	Crimp Tool
172119	N/A	Nickel	Teflon	50	N/A
172210	N/A	Nickel	Teflon	50	N/A
CAPTIVE CENTER CONTACT					
172181	N/A	Nickel	Teflon	50	N/A
FLUSH REAR					



For Reverse Polarized connectors, add RP to standard part number. Contact Connex marketing for availability.  
 For Reverse Threaded connectors, add RT to standard part number. Contact Connex marketing for availability.  
 For Crimp Tool information, see page 183.



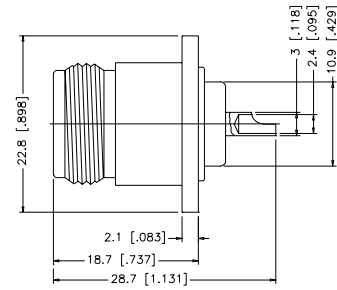


## PANEL MOUNT/SOLDER RECEPTACLES

For Cable Group Legend, see page 121

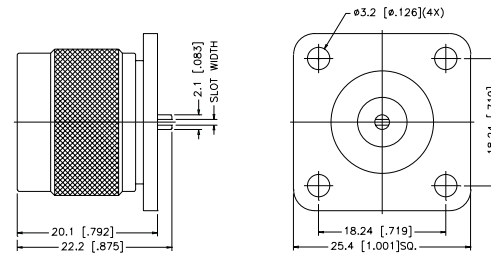
### PANEL RECEPTACLE — ROUND FLANGE

P.N.	Cable Group	Finish	Insulation	Impedance	Crimp Tool
172201	N/A	Nickel	Teflon	50	N/A



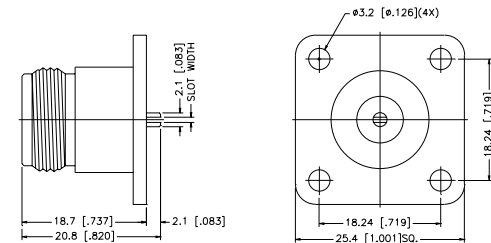
### PANEL RECEPTACLE PLUG — SLOT TERMINAL

P.N.	Cable Group	Finish	Insulation	Impedance	Crimp Tool
172120	N/A	Nickel	Teflon	50	N/A
Slot width: 0.3 mm, 0.5 mm, 0.7 mm, 0.9 mm					
172196	N/A	Nickel	Teflon	50	N/A
FLAT TAB					
172222	N/A	Nickel	Teflon	50	N/A
EXTENDED TEFLON BLUNT POST					



### PANEL RECEPTACLE JACK — SLOT TERMINAL

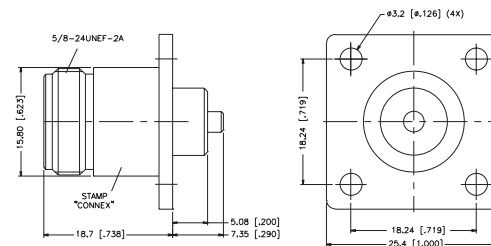
P.N.	Cable Group	Finish	Insulation	Impedance	Crimp Tool
172121	N/A	Nickel	Teflon	50	N/A
Slot width: 0.3 mm, 0.5 mm, 0.7 mm, 0.9 mm					
172186	N/A	Nickel	Teflon	50	N/A
2-HOLE FLANGE BLUNT POST					
172155	N/A	Nickel	Teflon	50	N/A
.5 FLANGE SLOTTED POST					
172146	N/A	Nickel	Teflon	50	N/A
.118 DIAMETER CONTACT SLOTTED POST					
172232	N/A	Nickel	Teflon	50	N/A
.690 FLANGE SLOTTED POST					



### PANEL RECEPTACLE JACK — EXTENDED TEFLON

P.N.	Cable Group	Finish	Insulation	Impedance	Crimp Tool
172228	N/A	Nickel	Teflon	50	N/A

Remark: Consult Connex Marketing for various lengths available



# PANEL MOUNT/SOLDER RECEPTACLES

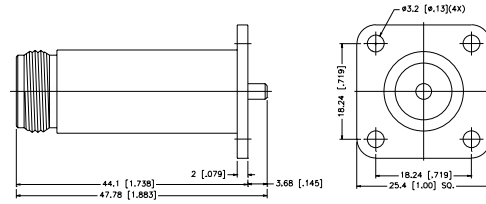
For Cable Group Legend, see page 121

## PANEL RECEPTACLE — EXTENDED BODY

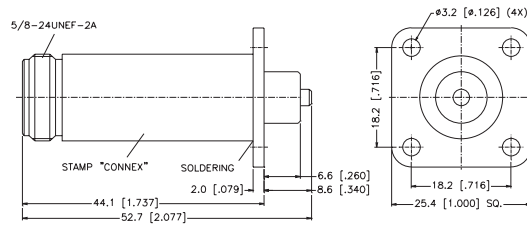
P.N.	Cable Group	Finish	Insulation	Impedance	Crimp Tool
172187	N/A	Nickel	Teflon	50	N/A
			BLUNT POST		
172218	N/A	Nickel	Teflon	50	N/A
			EXTENDED TEFLON		



172187

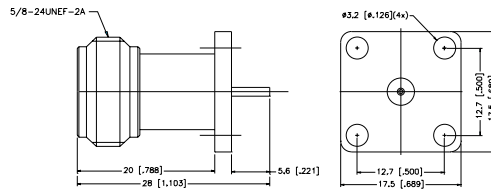


172218



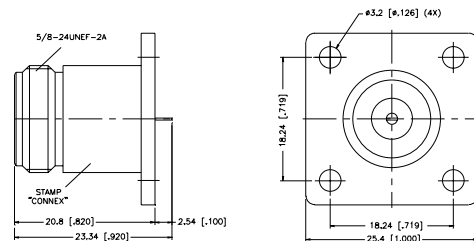
## PANEL RECEPTACLE — EXTENDED BODY — POST CONTACT

P.N.	Cable Group	Finish	Insulation	Impedance	Crimp Tool
172190	N/A	Nickel	Teflon	50	N/A



## PANEL RECEPTACLE — TAB POST

P.N.	Cable Group	Finish	Insulation	Impedance	Crimp Tool
172195	N/A	Nickel	Teflon	50	N/A



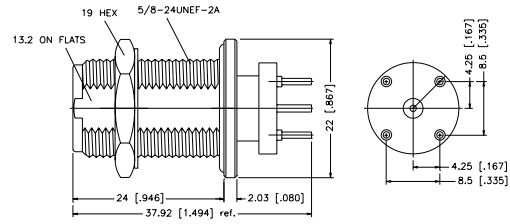
For Reverse Polarized connectors, add RP to standard part number. Contact Connex marketing for availability.  
 For Reverse Threaded connectors, add RT to standard part number. Contact Connex marketing for availability.  
 For Crimp Tool information, see page 183.

# PANEL MOUNT/SOLDER RECEPTACLES

For Cable Group Legend, see page 121

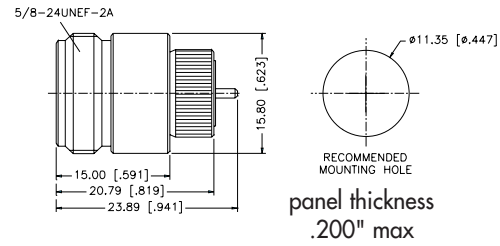
## PRINTED CIRCUIT BOARD RECEPTACLE

P.N.	Cable Group	Finish	Insulation	Impedance	Crimp Tool
172243	N/A	Nickel PCB LEGS, BRIGHT TIN	Teflon	50	N/A



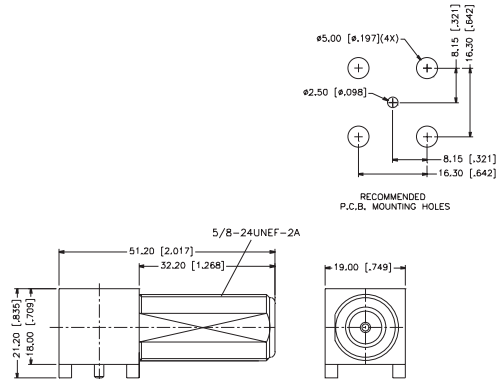
## PRESS FIT RECEPTACLE

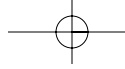
P.N.	Cable Group	Finish	Insulation	Impedance	Crimp Tool
172248	N/A	Nickel	Teflon	50	N/A



## RIGHT ANGLE PRINTED CIRCUIT BOARD RECEPTACLE

P.N.	Cable Group	Finish	Insulation	Impedance	Crimp Tool
172234	N/A	Tin Lead	Teflon	50	N/A



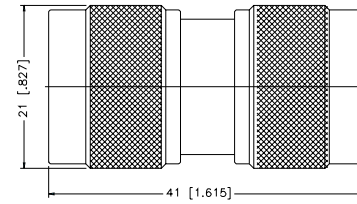



## FEEDTHROUGH ADAPTERS

For Cable Group Legend, see page 121

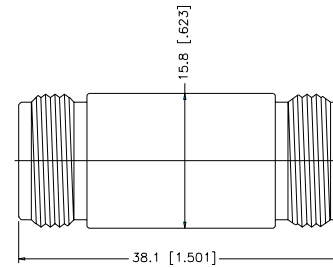
### PLUG-TO-PLUG ADAPTER

P.N.	Cable Group	Finish	Insulation	Impedance	Crimp Tool
172122	N/A	Nickel	Teflon	50	N/A
172212 RP	N/A	Nickel	Teflon	50	N/A
N PLUG REVERSE POLARIZED TO N JACK					
172213 RP	N/A	Nickel	Teflon	50	N/A
N JACK REVERSE POLARIZED TO N PLUG					



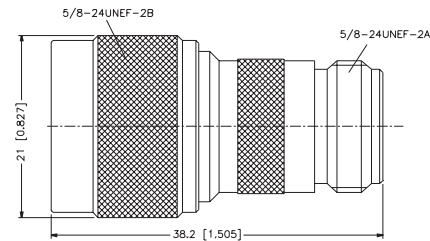
### JACK-TO-JACK ADAPTER

P.N.	Cable Group	Finish	Insulation	Impedance	Crimp Tool
172123	N/A	Nickel	Teflon	50	N/A
172123-10	N/A	Nickel	Teflon	50	N/A
FULLY-THREADED BODY 1.75" LONG					



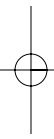
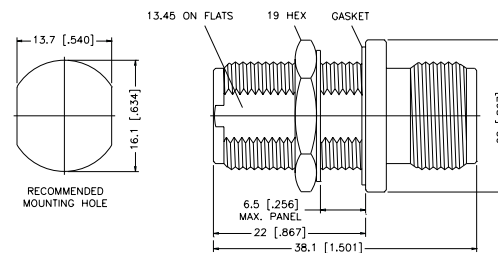
### PLUG-TO-JACK ADAPTER

P.N.	Cable Group	Finish	Insulation	Impedance	Crimp Tool
172276	N/A	Nickel	Teflon	50	N/A

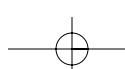


### JACK-TO-JACK BULKHEAD ADAPTER

P.N.	Cable Group	Finish	Insulation	Impedance	Crimp Tool
172124	N/A	Nickel	Teflon	50	N/A



For Reverse Polarized connectors, add RP to standard part number. Contact Connex marketing for availability.  
 For Reverse Threaded connectors, add RT to standard part number. Contact Connex marketing for availability.  
 For Crimp Tool information, see page 183.



## FEEDTHROUGH ADAPTERS

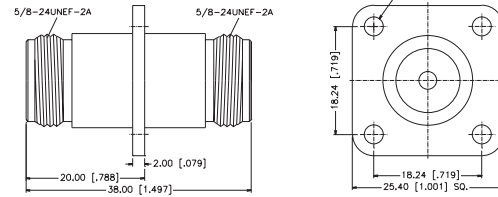
For Cable Group Legend, see page 121

### JACK-TO-JACK PANEL ADAPTER

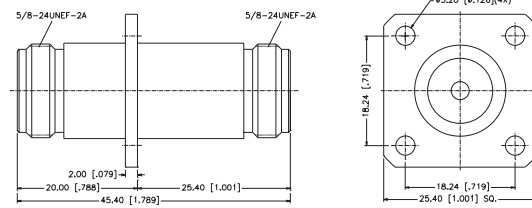
P.N.	Cable Group	Finish	Insulation	Impedance	Crimp Tool
172278	N/A	Nickel	Teflon	50	N/A
172278-10	N/A	Nickel EXTENDED BODY	Teflon	50	N/A



172278



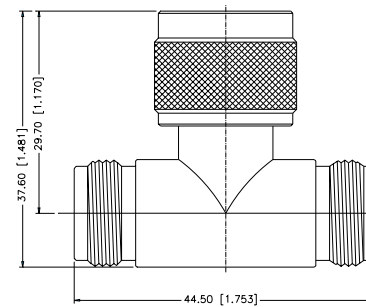
172278-10



## TEE ADAPTERS/ANGLE ADAPTERS

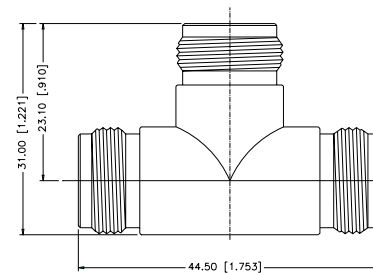
### TEE ADAPTER — JACK-TO-PLUG-TO-JACK

P.N.	Cable Group	Finish	Insulation	Impedance	Crimp Tool
172125	N/A	Nickel	Teflon	50	N/A



### TEE ADAPTER — JACK-TO-JACK-TO-JACK

P.N.	Cable Group	Finish	Insulation	Impedance	Crimp Tool
172127	N/A	Nickel	Teflon	50	N/A

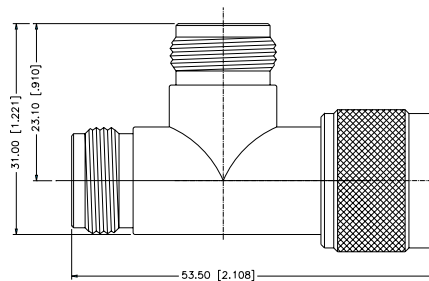


## TEE ADAPTERS/ANGLE ADAPTERS

For Cable Group Legend, see page 121

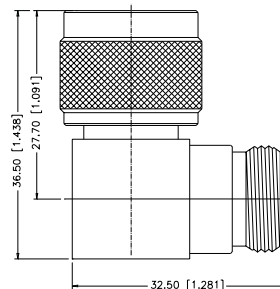
### TEE ADAPTER — PLUG-TO-JACK-TO-JACK

P.N.	Cable Group	Finish	Insulation	Impedance	Crimp Tool
172233	N/A	Nickel	Teflon	50	N/A



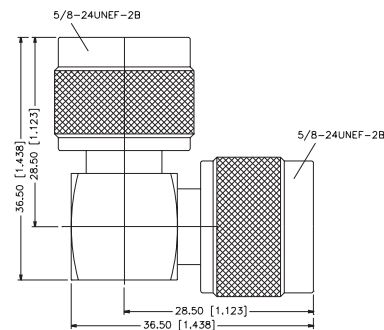
### ANGLE ADAPTER — PLUG-TO-JACK

P.N.	Cable Group	Finish	Insulation	Impedance	Crimp Tool
172126	N/A	Nickel	Teflon	50	N/A
172193	N/A	Nickel	Teflon	50	N/A
HIGH PERFORMANCE					



### ANGLE ADAPTER — PLUG-TO-PLUG

P.N.	Cable Group	Finish	Insulation	Impedance	Crimp Tool
172261	N/A	Nickel	Teflon	50	N/A



For Reverse Polarized connectors, add RP to standard part number. Contact Connex marketing for availability.  
 For Reverse Threaded connectors, add RT to standard part number. Contact Connex marketing for availability.  
 For Crimp Tool information, see page 183.

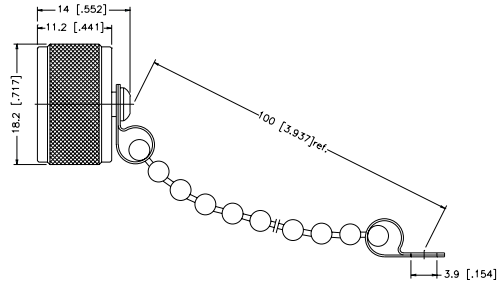
ACCESSORIES

For Cable Group Legend, see page 121

N MALE CAP & CHAIN

P.N.	Cable Group	Finish	Insulation	Impedance	Crimp Tool
202102	N/A	Nickel	N/A	N/A	N/A

Remark: Chain length 100 [3.94]





## 7/16 COAXIAL CONNECTORS

Connex 7/16 series connectors provide superior performance for both return loss and intermodulation distortion. These connectors are ideal for those applications where vibration resistance and environmental protection is important, such as radio base stations and broadcast communication applications.

Connectors are 50 ohm impedance with standard M 29 x 1.5 metric threaded coupling. Designed to conform to the DIN standards, featuring excellent power-handling capability and low VSWR up to 7.5 GHz.

Nexcote, our trade name for the popular white bronze plating, is available upon request. Just add "NEX" to end of part number.

### ELECTRICAL SPECIFICATIONS

Impedance	50 ohm
Frequency range	0–7.5 GHz
Working Voltage	2700 VRMS maximum at sea level
Dielectric Withstanding Voltage	4000 VRMS minimum at sea level
VSWR	Straight: 1.3 maximum    Right Angle: 1.5 maximum
Contact resistance	Center Contact: 0.4 milliohms maximum    Outer Contact: 0.2 milliohms maximum
Insulation resistance	5000 Megohms minimum

### MATERIAL SPECIFICATIONS

PARTS NAME	MATERIAL	FINISH
Body metal parts	Brass per QQ-B-626	Silver
Contacts	Male	Brass per QQ-B-626
	Female	Beryllium copper per QQ-C-530
Insulator	PTFE	None
Gasket	Silicone rubber	None
Crimp ferrule	Annealed copper	Silver

**Note:** Other materials/finishes are available on request.

### MECHANICAL SPECIFICATIONS

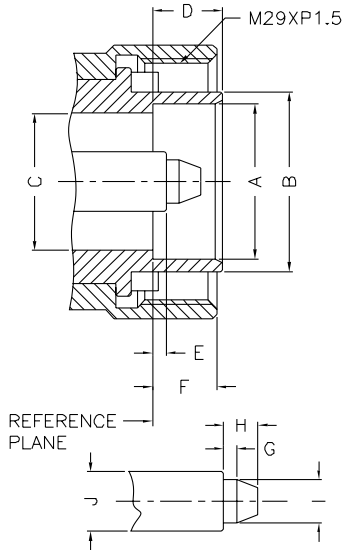
Coupling nut retention	225 lbs. maximum
Coupling proof torque	310 in-lbs. maximum
Contact retention	45 lbs. minimum
Durability (mating)	500 cycles minimum (for beryllium copper female contact only)





## 7/16 COAXIAL CONNECTORS

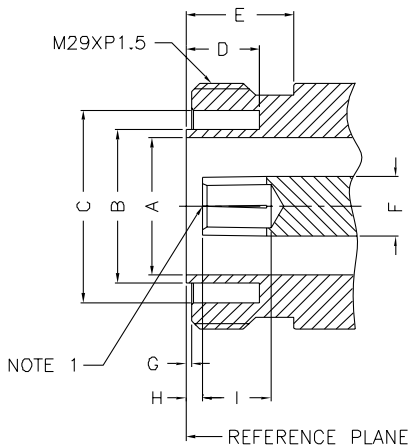
### INTERFACE MATING DIMENSIONS



#### PLUG

Letter	Millimeters [Inches]	
	Minimum	Maximum
A	18.03 [.710]	18.21 [.717]
B	20.60 [.812]	21.40 [.843]
C	15.85 [.624]	16.25 [.640]
D	7.00 [.276]	8.00 [.315]
E	1.47 [.058]	1.77 [.070]
F	7.00 [.276]	9.00 [.355]
G	1.40 [.055]	1.60 [.063]
H	–	4.50 [.177]
I	4.96 [.195]	5.04 [.199]
J	6.97 [.275]	7.03 [.277]

#### JACK



Letter	Millimeters [Inches]	
	Minimum	Maximum
A	15.85 [.624]	16.25 [.640]
B	–	18.00 [.709]
C	22.10 [.871]	22.90 [.902]
D	8.10 [.319]	–
E	10.00 [.394]	–
F	6.97 [.275]	7.03 [.277]
G	0.50 [.020]	0.70 [.028]
H	1.77 [.070]	2.07 [.082]
I	5.00 [.197]	–

NOTE 1: I.D. TO MEET VSWR AND CONTACT RESISTANCE WHEN MATED WITH 4.96/5.04 MM DIA. PIN.

## 7/16 COAXIAL CONNECTORS

All connector bodies and center contacts, unless otherwise noted, are silver-plated with no nickel undercoat.

All dimensions are in millimeters [inches].

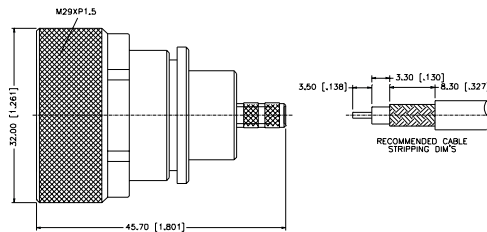
### CABLE GROUP LEGEND

01	58/ 58A/ 58C/ 141/ 303/ LMR195™/ B7806A	06A	179/ U DOUBLE BRAIDED	09	B8227/ 89207
01A	55/ 142/ 223/ 400	07	8/ 8A/ 213/ 393	10	.141 SEMI-RIGID/ 402/U
01B	LMR200™/ B7807A	07A	214	11	.085 SEMI-RIGID/ 405/U
02	58 PLENUM/THINNET/ 122U/ B88240/ B89907	07B	8X/ LMR240™/ B7808A	12	.250 SEMI-RIGID
03	59/ 62/ 140/ 210	07C	B9913/ LMR400™/ B7810A/ B8214	13	.047 SEMI-RIGID/ B1674A
03A	59/ U-20AWG	07D	B89913	14	178/ 196
04	59/ U PLENUM	07E	11	15	B8281/ B9231/ B9141
04A	59/ U PLENUM-20AWG	07F	11/ U-14AWG/ B8213/ B9292/ B7731/ B1859A	15A	B88281
05	174/ 188A/ 316/ B7805A	08	6/ 143/ 212	16	180/ 195/ 122/ B8218/ B1865A/ B1855
05A	316/ U DOUBLE BRAIDED	08A	B1694A/ B9248	17	LMR600™
06	179/ 187/ B9221	08B	6 PLENUM/ B1695A	18	AT&T734A/ B1505A
				19	AT&T735A/ B735A1

## 7/16 STRAIGHT PLUGS

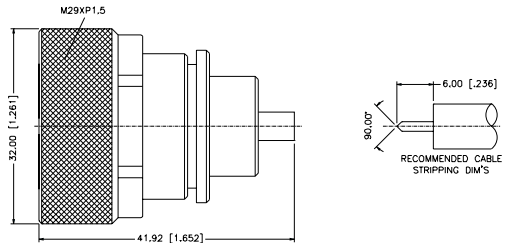
### STRAIGHT CRIMP PLUG — FLEXIBLE CABLE

P.N.	Cable Group	Finish	Insulation	Impedance	Crimp Tool
272103	01	Silver	Teflon	50	A
272104	01A	Silver	Teflon	50	A
272172	05	Silver	Teflon	50	B
272105	07	Silver	Teflon	50	D
272106	07A	Silver	Teflon	50	D
272107	07C	Silver	Teflon	50	D
272108	17	Silver	Teflon	50	.610 HEX



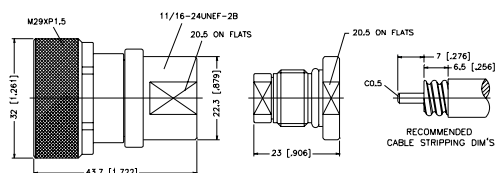
### STRAIGHT SOLDER PLUG — SEMI-RIGID CABLE

P.N.	Cable Group	Finish	Insulation	Impedance	Crimp Tool
272109	10	Silver	Teflon	50	N/A
272163	11	Silver	Teflon	50	N/A
272110	12	Silver	Teflon	50	N/A



### STRAIGHT CLAMP PLUG — SUPER FLEX CABLE

P.N.	Cable Group	Finish	Insulation	Impedance	Crimp Tool
272138	3/8" SUPER FLEX ANDREWS FSJ HELICAL	Silver	Teflon	50	N/A
272139	1/2" SUPER FLEX ANDREWS FSJ HELICAL	Silver	Teflon	50	N/A
272164	7/8" SUPER FLEX ANDREWS FSJ HELICAL	Silver	Teflon	50	N/A



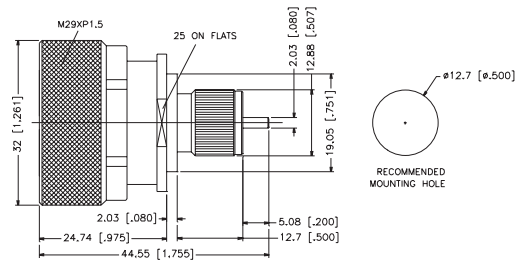
7/16 COAXIAL CONNECTORS

## 7/16 STRAIGHT PLUGS

For Cable Group Legend, see page 137

### STRAIGHT PLUG — PRESS FIT

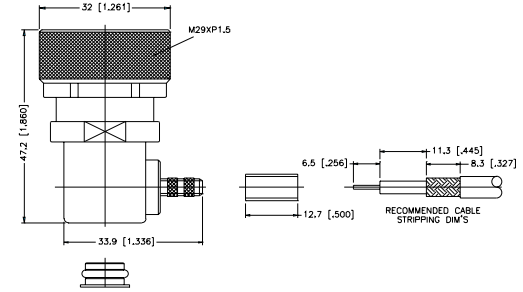
P.N.	Cable Group	Finish	Insulation	Impedance	Crimp Tool
272178	N/A	Silver	Teflon	50	N/A



## 7/16 RIGHT ANGLE PLUGS

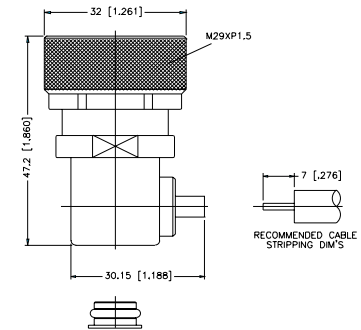
### RIGHT ANGLE CRIMP PLUG — FLEXIBLE CABLE

P.N.	Cable Group	Finish	Insulation	Impedance	Crimp Tool
272111	01	Silver	Teflon	50	A
272112	01A	Silver	Teflon	50	A
272113	07	Silver	Teflon	50	D
272114	07A	Silver	Teflon	50	D
272115	07C	Silver	Teflon	50	D
272116	17	Silver	Teflon	50	.610 HEX



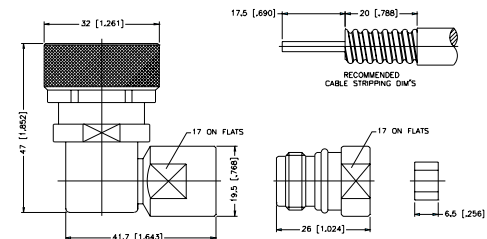
### RIGHT ANGLE SOLDER PLUG — SEMI-RIGID CABLE

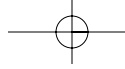
P.N.	Cable Group	Finish	Insulation	Impedance	Crimp Tool
272117	10	Silver	Teflon	50	N/A
272165	11	Silver	Teflon	50	N/A
272118	12	Silver	Teflon	50	N/A



### RIGHT ANGLE CLAMP PLUG — SUPER FLEX CABLE

P.N.	Cable Group	Finish	Insulation	Impedance	Crimp Tool
272136	3/8" SUPER FLEX	Silver	Teflon	50	N/A
272137	1/2" SUPER FLEX	Silver	Teflon	50	N/A
272166	7/8" HELICAL	Silver	Teflon	50	N/A



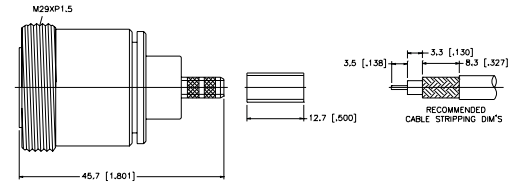



# 7/16 STRAIGHT JACKS

For Cable Group Legend, see page 137

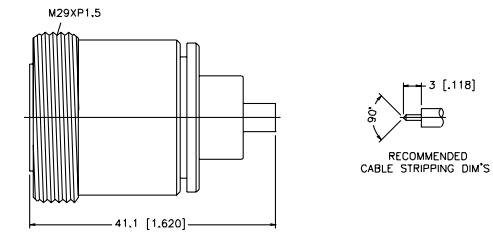
## STRAIGHT CRIMP JACK — FLEXIBLE CABLE

P.N.	Cable Group	Finish	Insulation	Impedance	Crimp Tool
272140	01	Silver	Teflon	50	A
272141	01A	Silver	Teflon	50	A
272142	07	Silver	Teflon	50	D
272143	07A	Silver	Teflon	50	D
272144	07C	Silver	Teflon	50	D
272145	17	Silver	Teflon	50	.610 HEX



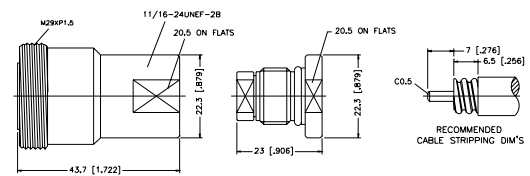
## STRAIGHT SOLDER JACKS — SEMI-RIGID CABLE

P.N.	Cable Group	Finish	Insulation	Impedance	Crimp Tool
272146	10	Silver	Teflon	50	N/A
272167	11	Silver	Teflon	50	N/A
272147	12	Silver	Teflon	50	N/A



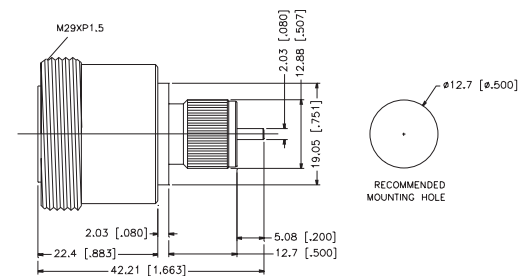
## STRAIGHT CLAMP JACK — SUPER FLEX CABLE

P.N.	Cable Group	Finish	Insulation	Impedance	Crimp Tool
272148	3/8" SUPER FLEX	Silver	Teflon	50	N/A
272149	1/2" SUPER FLEX	Silver	Teflon	50	N/A
272168	7/8" HELICAL	Silver	Teflon	50	N/A

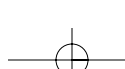


## STRAIGHT JACK — PRESS FIT

P.N.	Cable Group	Finish	Insulation	Impedance	Crimp Tool
272179	N/A	Silver	Teflon	50	N/A



For Crimp Tool information, see page 183.



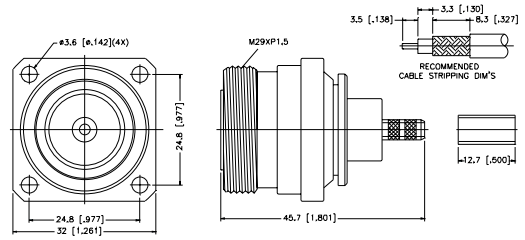

# 7/16 PANEL JACKS

For Cable Group Legend, see page 137

## PANEL CRIMP JACK — FLEXIBLE CABLE

P.N.	Cable Group	Finish	Insulation	Impedance	Crimp Tool
272119	01	Silver	Teflon	50	A
272120	01A	Silver	Teflon	50	A
272121	07	Silver	Teflon	50	D
272122	07A	Silver	Teflon	50	D
272123	07C	Silver	Teflon	50	D
272124	17	Silver	Teflon	50	.610 HEX

Remark: For O-ring gasket, add -10 to part number



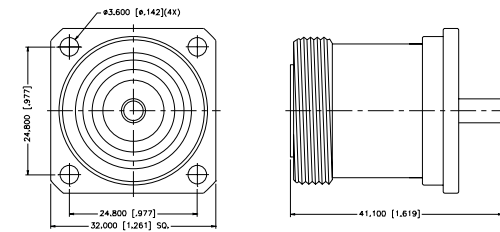
## PANEL SOLDER JACK — SEMI-RIGID CABLE

P.N.	Cable Group	Finish	Insulation	Impedance	Crimp Tool
272100	10	Silver	Teflon	50	N/A
272169	11	Silver	Teflon	50	N/A
272101	12	Silver	Teflon	50	N/A

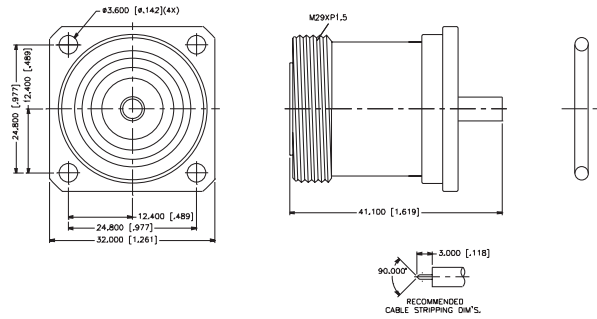
Remark: For O-ring gasket, add -10 to part number



272100



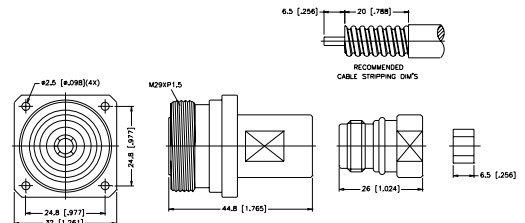
272100-10



## PANEL CLAMP JACK — SUPER FLEX CABLE

P.N.	Cable Group	Finish	Insulation	Impedance	Crimp Tool
272128	3/8" SUPER FLEX	Silver	Teflon	50	N/A
272129	1/2" SUPER FLEX	Silver	Teflon	50	N/A

Remark: For O-ring gasket, add -10 to part number

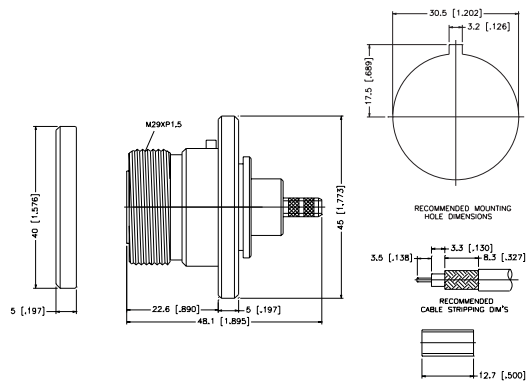


# 7/16 BULKHEAD JACKS

For Cable Group Legend, see page 137

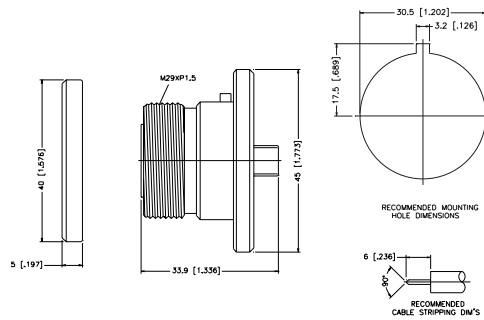
## BULKHEAD CRIMP JACK — FLEXIBLE CABLE

P.N.	Cable Group	Finish	Insulation	Impedance	Crimp Tool
272151	01	Silver	Teflon	50	A
272152	01A	Silver	Teflon	50	A
272153	07	Silver	Teflon	50	D
272154	07A	Silver	Teflon	50	D
272155	07C	Silver	Teflon	50	D
272156	17	Silver	Teflon	50	.610 HEX



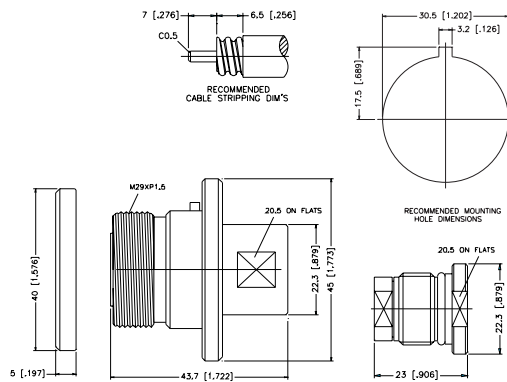
## BULKHEAD SOLDER JACK — SEMI-RIGID CABLE

P.N.	Cable Group	Finish	Insulation	Impedance	Crimp Tool
272158	10	Silver	Teflon	50	N/A
272157	11	Silver	Teflon	50	N/A
272159	12	Silver	Teflon	50	N/A



## BULKHEAD CLAMP JACK — CORRUGATED CABLE

P.N.	Cable Group	Finish	Insulation	Impedance	Crimp Tool
272160	3/8" SUPER FLEX	Silver	Teflon	50	N/A
272161	1/2" SUPER FLEX	Silver	Teflon	50	N/A
272162	7/8" HELICAL	Silver	Teflon	50	N/A

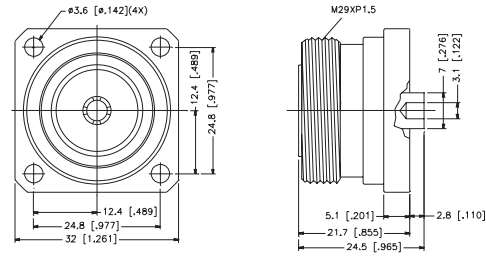


# 7/16 PANEL RECEPTACLES

For Cable Group Legend, see page 137

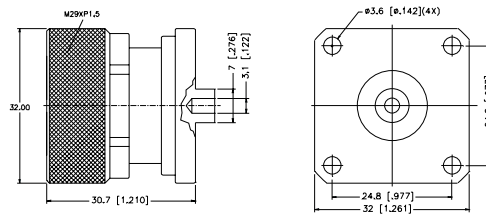
## PANEL JACK RECEPTACLES

P.N.	Cable Group	Finish	Insulation	Impedance	Crimp Tool
272130	N/A	Silver SOLDER CONTACT	Teflon	50	N/A
272131	N/A	Silver THREADED CONTACT	Teflon	50	N/A
272173	N/A	Silver SOLDER CONTACT, 1 INCH FLANGE	Teflon	50	N/A



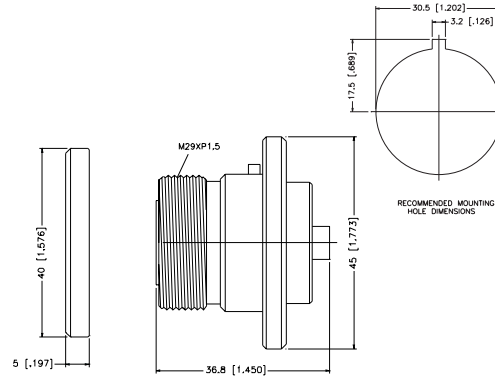
## PANEL PLUG RECEPTACLES

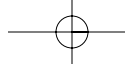
P.N.	Cable Group	Finish	Insulation	Impedance	Crimp Tool
272132	N/A	Silver SOLDER CONTACT	Teflon	50	N/A
272133	N/A	Silver THREADED CONTACT	Teflon	50	N/A



## BULKHEAD RECEPTACLES

P.N.	Cable Group	Finish	Insulation	Impedance	Crimp Tool
272171	N/A	Silver	Teflon	50	N/A





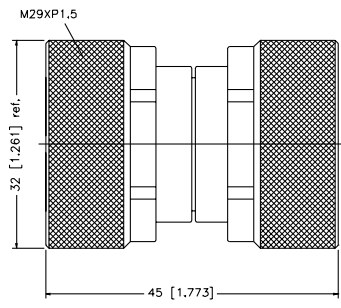

# 7/16 ADAPTERS

For Cable Group Legend, see page 137

7/16 COAXIAL CONNECTORS

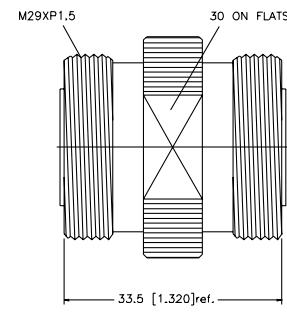
## PLUG-TO-PLUG ADAPTER

P.N.	Cable Group	Finish	Insulation	Impedance	Crimp Tool
272134	N/A	Silver	Teflon	50	N/A



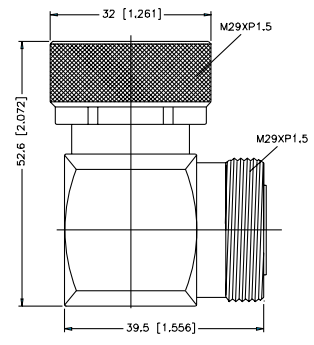
## JACK-TO-JACK ADAPTER

P.N.	Cable Group	Finish	Insulation	Impedance	Crimp Tool
272135	N/A	Silver	Teflon	50	N/A



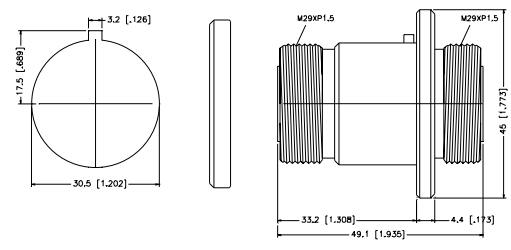
## RIGHT ANGLE PLUG-TO-JACK ADAPTER

P.N.	Cable Group	Finish	Insulation	Impedance	Crimp Tool
272150	N/A	Silver	Teflon	50	N/A

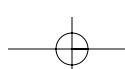


## JACK-TO-JACK BULKHEAD ADAPTER

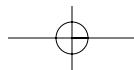
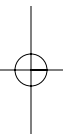
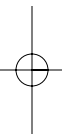
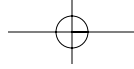
P.N.	Cable Group	Finish	Insulation	Impedance	Crimp Tool
272174	N/A	Silver	Teflon	50	N/A



For Crimp Tool information, see page 183.









## UHF/MINI-UHF COAXIAL CONNECTORS

The Connex UHF/MINI-UHF connectors are popular and economical, used when impedance mating is not required. General purpose units are designed to operate satisfactorily up to 500 MHz. They have a peak voltage rating of 500 volts.

## ELECTRICAL SPECIFICATIONS

### MINI-UHF SERIES

Impedance	50 ohm nominal
Frequency Range	0–2.5 GHz
Working Voltage	335 volts rms
Dielectric Withstanding Voltage	1000 volts rms
VSWR	1.25 max. 0–2.5 GHz
Insulation Resistance	5000 megohms (min)

### UHF SERIES

Impedance	Non-constant
Frequency Range	0–500 MHz
Voltage Rating	500 volts peak

## MATERIAL SPECIFICATIONS

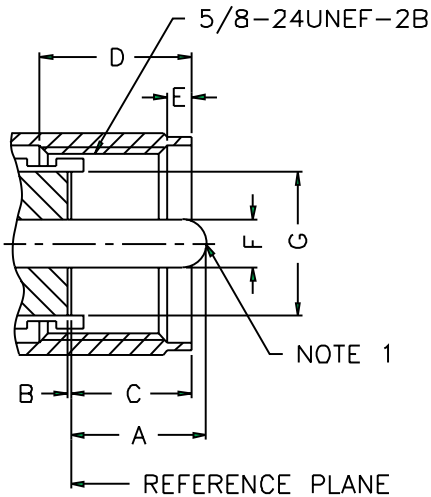
PARTS NAME		MATERIAL	FINISH
Center	Male	Brass	Gold or Silver plated
Contact	Female	Brass or Phosphor Bronze	Gold or Silver plated
Metal parts		Brass or Zinc diecast	Nickel or Silver plated
Insulators		Teflon, PBT polyester, Phenolic	None
Crimp ferrule		Annealed Copper	Nickel or Silver plated

**\*NOTE:** SILVER-PLATED BODY IS ONLY AVAILABLE FOR SPECIAL REQUIREMENTS



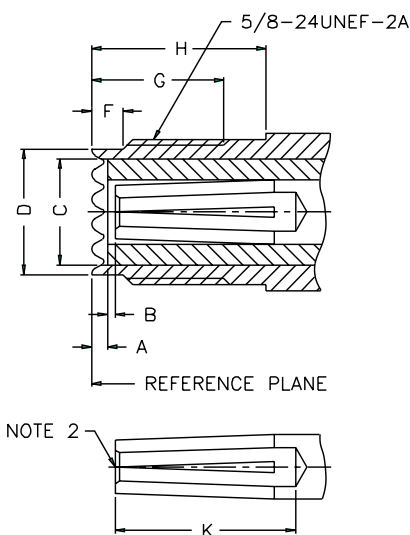
## UHF COAXIAL CONNECTORS

### INTERFACE MATING DIMENSIONS



#### PLUG

Letter	Millimeters [Inches]	
	Minimum	Maximum
A	–	11.10 [.437]
B	0.00	–
C	–	9.91 [.390]
D	8.76 [.345]	–
E	1.91 [.075]	4.27 [.168]
F	3.91 [.154]	4.01 [.158]
G	11.56 [.455]	12.22 [.481]



#### JACK

Letter	Millimeters [Inches]	
	Minimum	Maximum
A	1.02 [.040]	–
B	0.03 [.001]	–
C	11.56 [.455]	12.22 [.481]
D	–	14.25 [.561]
F	1.19 [.047]	1.96 [.077]
G	7.87 [.310]	–
H	11.10 [.437]	–
K	11.76 [.463]	–

NOTE: 1. FORM OF INNER CONDUCTOR OPTIONAL.  
 2. I.D. TO MEET GOOD ELECTRICAL CONTACT WHEN MATED WITH 3.91/4.01MM DIA. PIN.

## UHF COAXIAL CONNECTORS

All connector bodies, unless otherwise noted, are nickel plated. All contacts are silver plated 100µ; gold contacts 3µ or tin lead plate contacts are also available.

All insulators, unless otherwise noted, are phenolic. Silver plating is available for all bodies. Please contact Connex for samples and quotes.

All dimensions are shown in millimeters [inches].

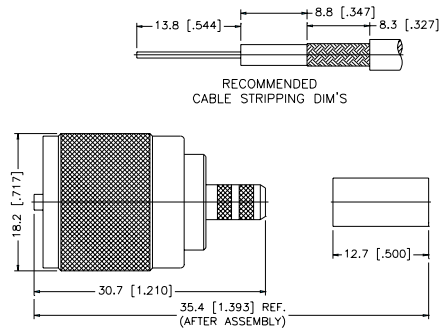
### CABLE GROUP LEGEND

01	58/ 58A/ 58C/ 141/ 303/ LMR195™/ B7806A	06A	179/ U DOUBLE BRAIDED	09	B8227/ 89207
01A	55/ 142/ 223/ 400	07	8/ 8A/ 213/ 393	10	.141 SEMI-RIGID/ 402/U
01B	LMR200™/ B7807A	07A	214	11	.085 SEMI-RIGID/ 405/U
02	58 PLENUM/THINNET/ 122U/ B88240/ B89907	07B	8X/ LMR240™/ B7808A	12	.250 SEMI-RIGID
03	59/ 62/ 140/ 210	07C	B9913/ LMR400™/ B7810A/ B8214	13	.047 SEMI-RIGID/ B1674A
03A	59/ U-20AWG	07D	B89913	14	178/ 196
04	59/ U PLENUM	07E	11	15	B8281/ B9231/ B9141
04A	59/ U PLENUM-20AWG	07F	11/ U-14AWG/ B8213/ B9292/ B7731/ B1859A	15A	B88281
05	174/ 188A/ 316/ B7805A	08	6/ 143/ 212	16	180/ 195/ 122/ B8218/ B1865A/ B1855
05A	316/ U DOUBLE BRAIDED	08A	B1694A/ B9248	17	LMR600™
06	179/ 187/ B9221	08B	6 PLENUM/ B1695A	18	AT&T734A/ B1505A
				19	AT&T735A/ B735A1

## UHF SERIES

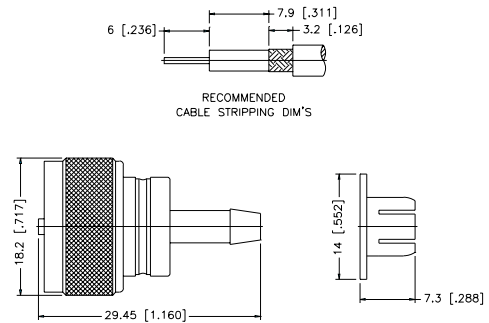
### STRAIGHT CRIMP PLUG

P.N.	Cable Group	Finish	Insulation	Impedance	Crimp Tool
182100	01	Nickel	Phenolic	N/A	A
182310	01A	Nickel	Phenolic	N/A	A
182101	03	Nickel	Phenolic	N/A	A
182330	05	Nickel	Phenolic	N/A	B
182102	07	Nickel	Phenolic	N/A	D
182311	07A	Nickel	Phenolic	N/A	D
182115	07B	Nickel	Phenolic	N/A	A



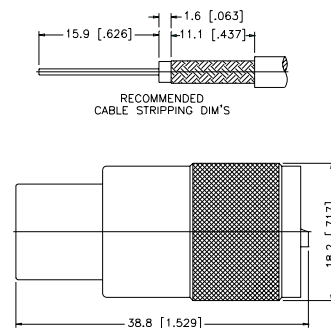
### STRAIGHT FCP PLUG

P.N.	Cable Group	Finish	Insulation	Impedance	Crimp Tool
182103	01	Nickel	Phenolic	N/A	N/A



### STRAIGHT SOLDER PLUG — UG STANDARD, PL-259 TYPE

P.N.	Cable Group	Finish	Insulation	Impedance	Crimp Tool
182106	N/A	Nickel	Phenolic	N/A	N/A
182116	N/A	Nickel SILVER BODY	Phenolic	N/A	N/A
182120	N/A	Silver	Teflon	N/A	N/A
182121	N/A	Nickel SILVER BODY	Teflon	N/A	N/A
182124	N/A	Silver	Teflon FOR RG-217/U CABLE	N/A	N/A



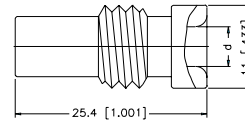
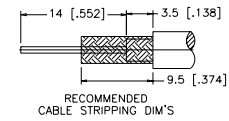
## UHF SERIES

For Cable Group Legend, see page 147

### REDUCING ADAPTER

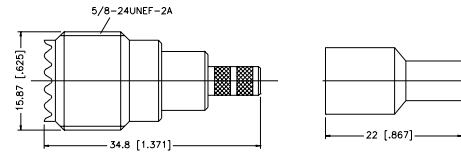
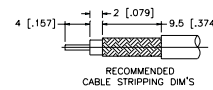
P.N.	Cable Group	Finish	Insulation	Impedance	Crimp Tool
182107	01	Nickel	N/A	N/A	N/A
182108	03	Nickel	N/A	N/A	N/A

Remark: For Connex #182106, 182116, 182120, 182121



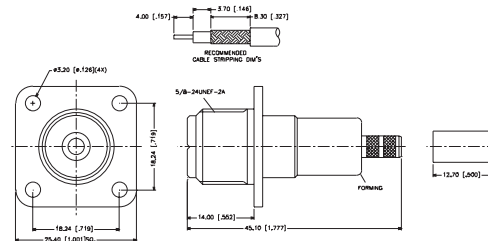
### STRAIGHT CRIMP JACK

P.N.	Cable Group	Finish	Insulation	Impedance	Crimp Tool
182306	01	Nickel	Delrin	50	A
182307	05	Nickel	Delrin	50	B



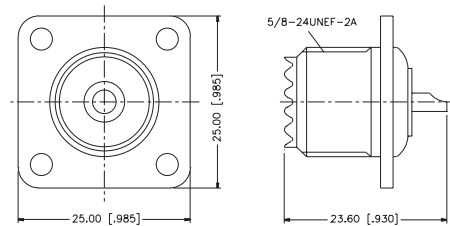
### PANEL CRIMP JACK

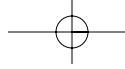
P.N.	Cable Group	Finish	Insulation	Impedance	Crimp Tool
182128	01	Nickel	Teflon	50	A
182129	07	Nickel	Teflon	50	D



### PANEL RECEPTACLE

P.N.	Cable Group	Finish	Insulation	Impedance	Crimp Tool
182322	N/A	Nickel	Teflon	N/A	N/A



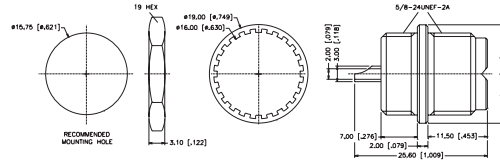


# UHF SERIES

For Cable Group Legend, see page 147

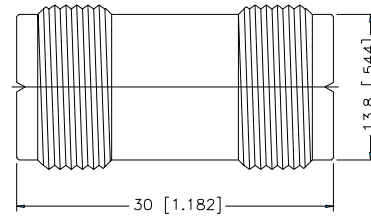
## BULKHEAD RECEPTACLE

P.N.	Cable Group	Finish	Insulation	Impedance	Crimp Tool
182320	N/A	Nickel	Teflon	N/A	N/A



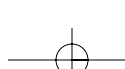
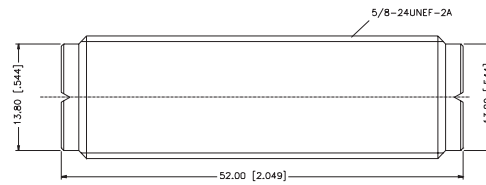
## JACK-TO-JACK ADAPTER

P.N.	Cable Group	Finish	Insulation	Impedance	Crimp Tool
182109	N/A	Nickel	Teflon	N/A	N/A



## JACK-TO-JACK ADAPTER

P.N.	Cable Group	Finish	Insulation	Impedance	Crimp Tool
182319	N/A	Nickel	Delrin	N/A	N/A

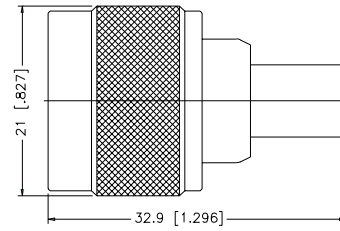


## TERMINATORS

For Cable Group Legend, see page 147

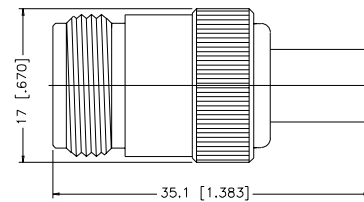
### UHF TERMINATOR PLUG

P.N.	Cable Group	Finish	Insulation	Impedance	Crimp Tool
202109	N/A	Nickel	Teflon	50	N/A
202109-10	N/A	Nickel HIGH FREQUENCY	Teflon	50	N/A



### UHF TERMINATOR JACK

P.N.	Cable Group	Finish	Insulation	Impedance	Crimp Tool
202110	N/A	Nickel	Teflon	50	N/A

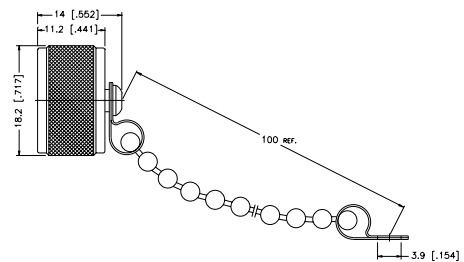


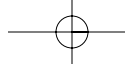
## ACCESSORIES

### UHF MALE CAP & CHAIN

P.N.	Cable Group	Finish	Insulation	Impedance	Crimp Tool
202102	N/A	Nickel	N/A	N/A	N/A

Remark: Chain Length 100 [3.94]



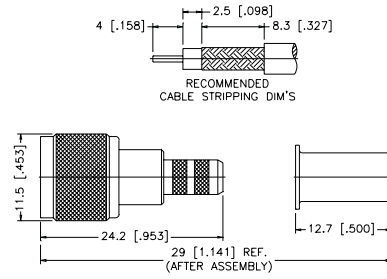


## MINI-UHF SERIES

For Cable Group Legend, see page 147

### STRAIGHT 3-PIECE CRIMP PLUG — CAPTIVE CONTACT

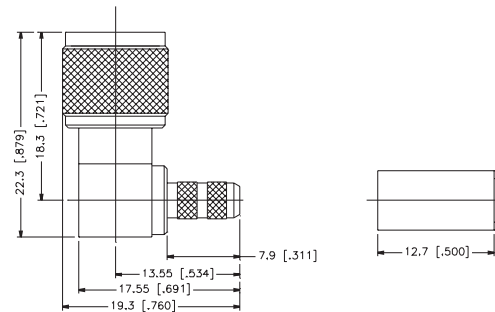
P.N.	Cable Group	Finish	Insulation	Impedance	Crimp Tool
182110	01	Nickel	Teflon	50	A
182122	01	Nickel	Delrin	50	A
	2 PC CRIMP				
182123	01A	Nickel	Teflon	50	A
182314	01B	Nickel	Teflon	50	A
182111	03	Nickel	Teflon	50	A
182118	05	Nickel	Teflon	50	B
182126	05A	Nickel	Teflon	50	B
182302	07B	Nickel	Teflon	50	A
182329	11	Nickel/Gold	Teflon	50	N/A
182316	14	Nickel	Teflon	50	B



### RIGHT ANGLE 2-PIECE CRIMP PLUG

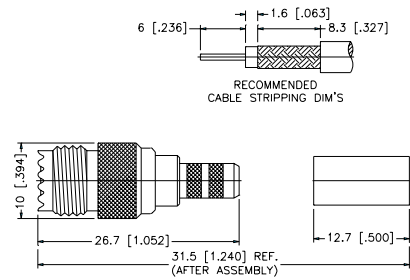

P.N.	Cable Group	Finish	Insulation	Impedance	Crimp Tool
182323	01	Nickel	Delrin	50	A
182324	01A	Nickel	Delrin	50	A
182325	05	Nickel	Delrin	50	B
182326	05A	Nickel	Delrin	50	C
182327	07B	Nickel	Delrin	50	A

Remark: Cable center conductor soldered to pin directly



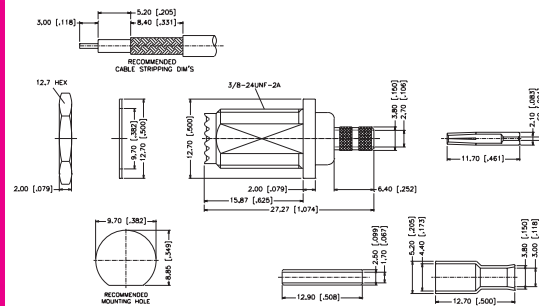
### STRAIGHT 3-PIECE CRIMP JACK

P.N.	Cable Group	Finish	Insulation	Impedance	Crimp Tool
182112	01	Nickel	Teflon	50	A
182125	01	Nickel	Delrin	50	A
182309	01A	Nickel	Teflon	50	A
182113	03	Nickel	Teflon	50	A
182117	05	Nickel	Delrin	50	B
182312	05A	Nickel	Delrin	50	B
182308	07B	Nickel	Teflon	50	A

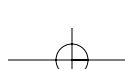


### BULKHEAD CRIMP JACK

P.N.	Cable Group	Finish	Insulation	Impedance	Crimp Tool
182318	01	Nickel	Teflon	50	A
182317	05	Nickel	Teflon	50	B



For Crimp Tool information, see page 183.



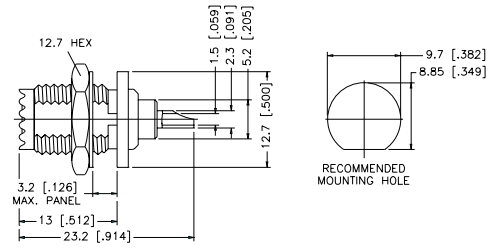


## MINI-UHF SERIES

For Cable Group Legend, see page 147

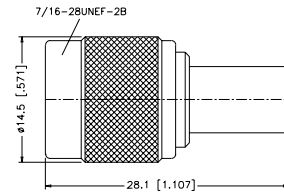

### BULKHEAD RECEPTACLE JACK — REAR MOUNT

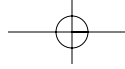
P.N.	Cable Group	Finish	Insulation	Impedance	Crimp Tool
182114	N/A	Nickel	Teflon	50	N/A



### MINI-UHF TERMINATOR PLUG

P.N.	Cable Group	Finish	Insulation	Impedance	Crimp Tool
182328	N/A	Nickel	Teflon	50	N/A





## F COAXIAL CONNECTORS

F connectors have been a standard for the CATV industry for over thirty years. Bodies are nickel-plated with either Delrin or Teflon insulators. Center contacts are available in either gold or tin-lead plating. All connectors are 75 ohm impedance. All dimensions are in millimeters [inches].

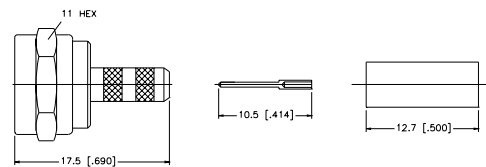
### C A B L E G R O U P L E G E N D

01	58/ 58A/ 58C/ 141/ 303/ LMR195™/ B7806A	06A	179/ U DOUBLE BRAIDED	09	B8227/ 89207
01A	55/ 142/ 223/ 400	07	8/ 8A/ 213/ 393	10	.141 SEMI-RIGID/ 402/U
01B	LMR200™/ B7807A	07A	214	11	.085 SEMI-RIGID/ 405/U
02	58 PLENUM/THINNET/ 122U/ B88240/ B89907	07B	8X/ LMR240™/ B7808A	12	.250 SEMI-RIGID
03	59/ 62/ 140/ 210	07C	B9913/ LMR400™/ B7810A/ B8214	13	.047 SEMI-RIGID/ B1674A
03A	59/ U-20AWG	07D	B89913	14	178/ 196
04	59/ U PLENUM	07E	11	15	B8281/ B9231/ B9141
04A	59/ U PLENUM-20AWG	07F	11/ U-14AWG/ B8213/ B9292/ B7731/ B1859A	15A	B88281
05	174/ 188A/ 316/ B7805A	08	6/ 143/ 212	16	180/ 195/ 122/ B8218/ B1865A/ B1855
05A	316/ U DOUBLE BRAIDED	08A	B1694A/ B9248	17	LMR600™
06	179/ 187/ B9221	08B	6 PLENUM/ B1695A	18	AT&T734A/ B1505A
				19	AT&T735A/ B735A1

## CRIMP ATTACHMENTS FOR FLEXIBLE AND SEMI-RIGID CABLE

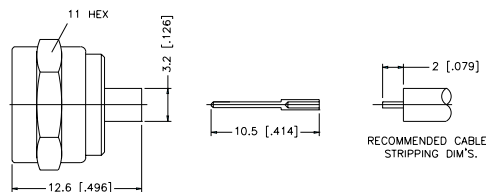
### STRAIGHT CRIMP PLUG — 3-PIECE CRIMP

P.N.	Cable Group	Finish	Insulation	Impedance	Crimp Tool
222119	03	Nickel	Delrin	75	A
222113	06	Nickel	Teflon	75	B
222173	06A	Nickel	Teflon	75	C
222166	07C	Nickel	Teflon	50	D
222175	07E	Nickel	Teflon	75	E
222123	08	Nickel	Delrin	75	E
222126	16	Nickel	Teflon	75	B
222120	19	Nickel	Teflon	75	B



### STRAIGHT CRIMP PLUG — .085 SEMI-RIGID CABLE

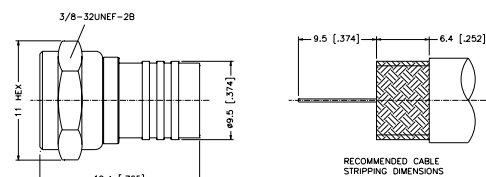

P.N.	Cable Group	Finish	Insulation	Impedance	Crimp Tool
222115	11	Bright Tin	Teflon	75	N/A



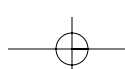
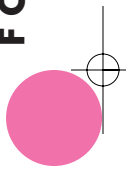
### STRAIGHT CRIMP PLUG — ONE-PIECE CRIMP

P.N.	Cable Group	Finish	Insulation	Impedance	Crimp Tool
222117	03	Nickel	N/A	75	E
222118	08	Nickel	N/A	75	E
222147	16	Nickel	N/A	75	.260 HEX
222152		Nickel	N/A	75	E

BELDEN 1855A CABLE  
BELDEN 1186A CABLE  
RG59/U DOUBLE BRAID  
COMSCOPE F59 HEC-2



For Crimp Tool information, see page 183.

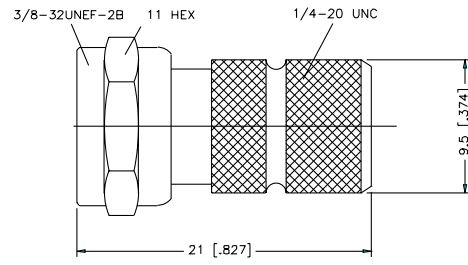



## CRIMP ATTACHMENTS FOR FLEXIBLE AND SEMI-RIGID CABLE

For Cable Group Legend, see page 153

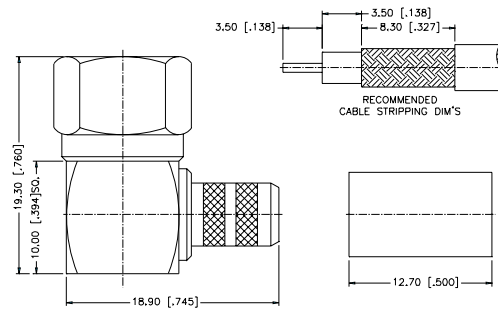

### STRAIGHT PLUG — TWIST-ON

P.N.	Cable Group	Finish	Insulation	Impedance	Crimp Tool
222159	03	Nickel	N/A	75	N/A
222160	08	Nickel	N/A	75	N/A



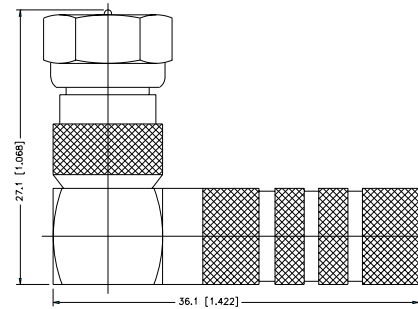
### RIGHT ANGLE CRIMP PLUG

P.N.	Cable Group	Finish	Insulation	Impedance	Crimp Tool
222153	03	Nickel	Teflon	75	A
222164	08	Nickel	Teflon	75	E



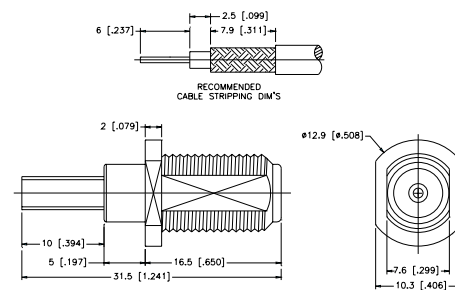

### RIGHT ANGLE PLUG — TWIST-ON

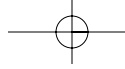
P.N.	Cable Group	Finish	Insulation	Impedance	Crimp Tool
222162	03	Nickel	Delrin	75	N/A
222163	08	Nickel	Delrin	75	N/A



### STRAIGHT CRIMP JACK

P.N.	Cable Group	Finish	Insulation	Impedance	Crimp Tool
222158	03	Tin Lead	P.P.	75	A
222114	06	Tin Lead	P.P.	75	B
222167	06A	Tin Lead	P.P.	75	B
222168	11	Tin Lead	Teflon	75	N/A



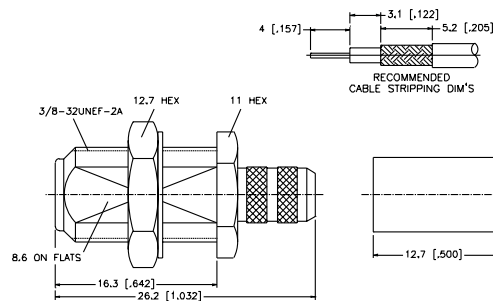


## CRIMP ATTACHMENTS FOR FLEXIBLE AND SEMI-RIGID CABLE

For Cable Group Legend, see page 153

### BULKHEAD CRIMP JACK

P.N.	Cable Group	Finish	Insulation	Impedance	Crimp Tool
222177	01	Nickel	Teflon	50	A
222158-10	03	Nickel	Teflon	75	A
222114-10	06	Tin Lead	P.P.	75	B
222167-10	06A	Tin Lead	P.P.	75	B
222161	08	Nickel	Teflon	75	E
222176	08A	Nickel	Teflon	75	E
222168-10	11	Tin Lead	Teflon	75	N/A
	SCTE TYPE INTERFACE				

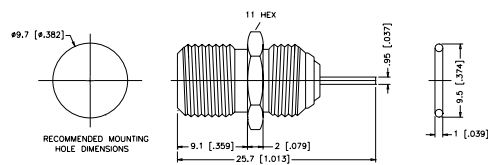


F COAXIAL CONNECTORS

### RECEPTACLES

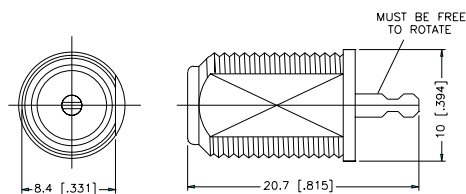
#### BULKHEAD RECEPTACLE

P.N.	Cable Group	Finish	Insulation	Impedance	Crimp Tool
222144	N/A	Nickel	Delrin	75	N/A

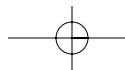


#### BULKHEAD RECEPTACLE

P.N.	Cable Group	Finish	Insulation	Impedance	Crimp Tool
222150	N/A	Nickel	P.P.	75	N/A
222150-10	N/A	Nickel	P.P.	75	N/A
	WITH HEX NUT AND LOCKWASHER				



For Crimp Tool information, see page 183.

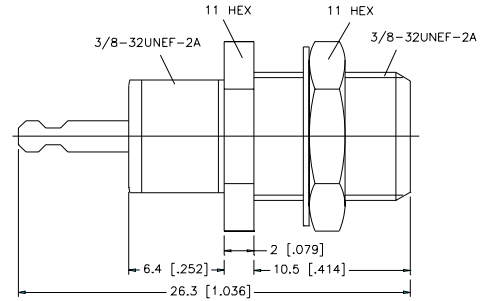


## RECEPTACLES

For Cable Group Legend, see page 153

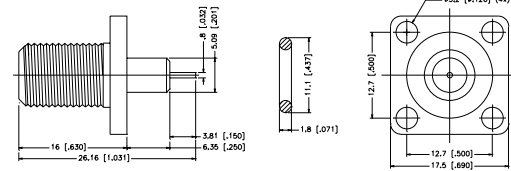
### BULKHEAD RECEPTACLE

P.N.	Cable Group	Finish	Insulation	Impedance	Crimp Tool
222151	N/A	Nickel	P.P.	75	N/A



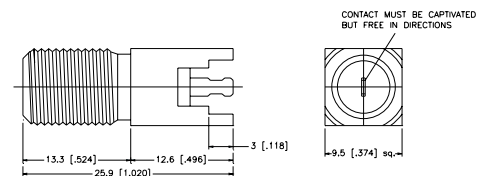
### PANEL RECEPTACLE — EXPOSED TEFLON

P.N.	Cable Group	Finish	Insulation	Impedance	Crimp Tool
222146	N/A	Nickel	Teflon	75	N/A



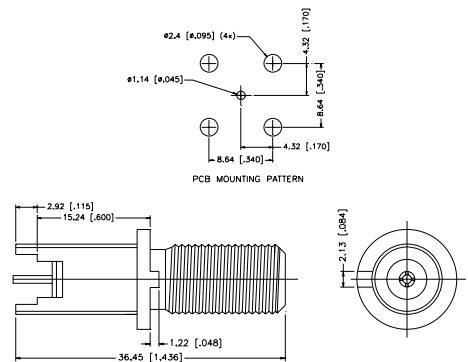
### P.C.B. RECEPTACLE

P.N.	Cable Group	Finish	Insulation	Impedance	Crimp Tool
222141	N/A	Nickel	P.P.	75	N/A



### P.C.B. BULKHEAD RECEPTACLE

P.N.	Cable Group	Finish	Insulation	Impedance	Crimp Tool
222142	N/A	Tin Lead	Teflon	75	N/A

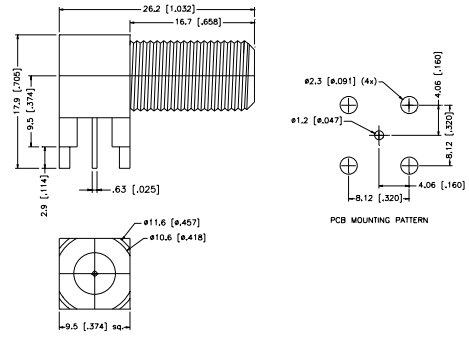


# RECEPTACLES

For Cable Group Legend, see page 153

## RIGHT ANGLE P.C.B. RECEPTACLE

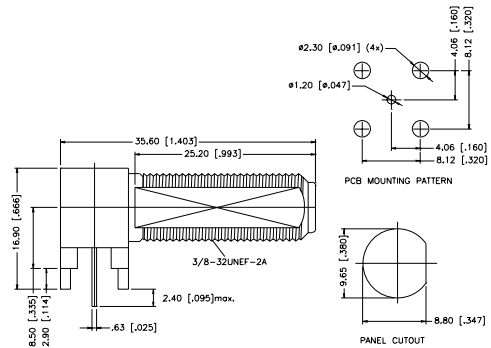
P.N.	Cable Group	Finish	Insulation	Impedance	Crimp Tool
222131	N/A	Tin Lead	Teflon	75	N/A



## RIGHT ANGLE P.C.B. RECEPTACLE

P.N.	Cable Group	Finish	Insulation	Impedance	Crimp Tool
222128-10	N/A	Nickel	P.P.	75	N/A
222128-11	N/A	Nickel	P.P.	75	N/A

WITH HEX NUT AND LOCK WASHER

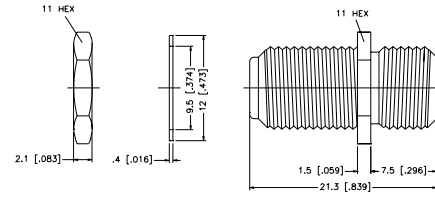


## ADAPTERS

For Cable Group Legend, see page 153

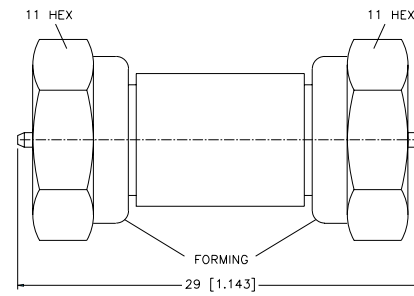

### BULKHEAD ADAPTER — JACK-TO-JACK

P.N.	Cable Group	Finish	Insulation	Impedance	Crimp Tool
222121	N/A	Nickel	P.P.	75	N/A



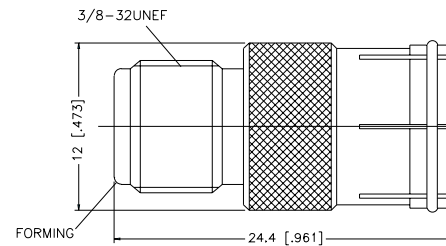
### STRAIGHT ADAPTER — PLUG-TO-PLUG

P.N.	Cable Group	Finish	Insulation	Impedance	Crimp Tool
222156	N/A	Nickel	Delrin	75	N/A



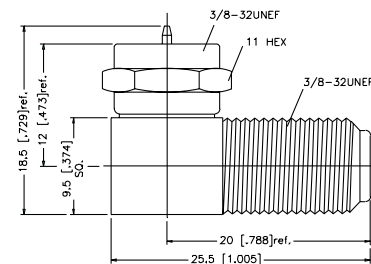
### STRAIGHT ADAPTER — JACK-TO-PUSH-ON PLUG

P.N.	Cable Group	Finish	Insulation	Impedance	Crimp Tool
222157	N/A	Nickel	P.P.	75	N/A



### RIGHT ANGLE ADAPTER — PLUG-TO-JACK

P.N.	Cable Group	Finish	Insulation	Impedance	Crimp Tool
222122	N/A	Nickel	PP/Delrin	75	N/A

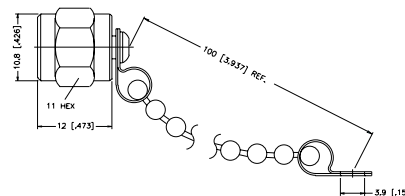


## ACCESSORIES

For Cable Group Legend, see page 153

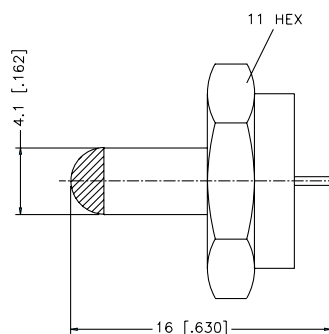
### CAP AND CHAIN — MALE

P.N.	Cable Group	Finish	Insulation	Impedance	Crimp Tool
222145	N/A	Nickel	N/A	75	N/A



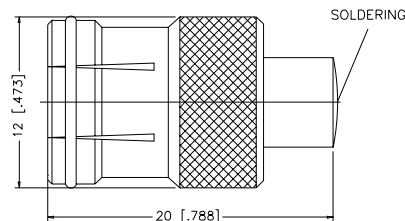
### RESISTOR-TERMINATED — MALE CAP

P.N.	Cable Group	Finish	Insulation	Impedance	Crimp Tool
222154	N/A	Nickel	Teflon	75	N/A



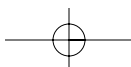
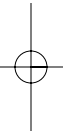
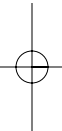
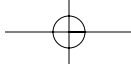
222154

222155	N/A	Nickel PUSH-ON	Teflon	75	N/A
--------	-----	-------------------	--------	----	-----



222155







## TWIN COAXIAL CONNECTORS

The Connex TWINAX connectors are designed for use on IBM systems 34 and 38 installations. They can interface IBM host-compatible network communications where minimum cross-talk and balanced circuits are necessary in interconnecting work stations. TWINAX-polarized key and keyway construction, threaded coupling, 0–200 MHz range, 500 V peak voltage rating.

Twin-BNC-polarized contact design (one female, one male), 2 stud bayonet coupling, captivated contacts, 0–100 MHz range, 100 V peak voltage rating.

## ELECTRICAL SPECIFICATIONS

Impedance	Used with 78 ohm 95 ohm twin conductor cable
Frequency Range	Keyway polarization and non-polarized: 0–200MHz, 0–500 MHz with caution Contact polarization: 0–100 MHz
Voltage Rating	Keyway polarization and non-polarization: 500 volts peak Contact polarization: 100 volts peak

\*TWINAX connectors keyway construction meet applicable sections MIL-C-3655

## MATERIAL SPECIFICATIONS

PARTS NAME		MATERIAL	FINISH
Center	Male	Brass	Gold or Silver plated
Contact	Female	Phosphor Bronze (nominal) or Beryllium Copper	Gold or Silver plated
Metal parts		Brass	Nickel
Insulators		PBT polyester or noryl	None
Clamp gaskets		Silicone rubber or Synthetic rubber	None

## TWIN COAXIAL CONNECTORS

All connector bodies are nickel plated. Insulators are PBT polyester and contacts are gold plated, 3µ". Silver-plated contacts are available upon request. Please contact Connex for samples and quotes.

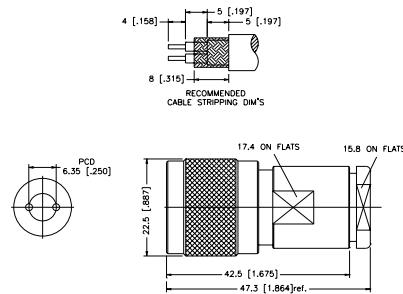
All dimensions are shown in millimeters [inches].

C A B L E G R O U P L E G E N D					
01	58/ 58A/ 58C/ 141/ 303/ LMR195™/ B7806A	06A 179/ U DOUBLE BRAIDED	09	B8227/ 89207	
01A	55/ 142/ 223/ 400	07	8/ 8A/ 213/ 393	10	.141 SEMI-RIGID/ 402/U
01B	LMR200™/ B7807A	07A	214	11	.085 SEMI-RIGID/ 405/U
02	58 PLENUM/THINNET/ 122U/ B88240/ B89907	07B	8X/ LMR240™/ B7808A	12	.250 SEMI-RIGID
03	59/ 62/ 140/ 210	07C	B9913/ LMR400™/ B7810A/ B8214	13	.047 SEMI-RIGID/ B1674A
03A	59/ U-20AWG	07D	B89913	14	178/ 196
04	59/ U PLENUM	07E	11	15	B8281/ B9231/ B9141
04A	59/ U PLENUM-20AWG	07F	11/ U-14AWG/ B8213/ B9292/ B7731/ B1859A	15A	B88281
05	174/ 188A/ 316/ B7805A	08	6/ 143/ 212	16	180/ 195/ 122/ B8218/ B1865A/ B1855
05A	316/ U DOUBLE BRAIDED	08A	B1694A/ B9248	17	LMR600™
06	179/ 187/ B9221	08B	6 PLENUM/ B1695A	18	AT&T734A/ B1505A
				19	AT&T735A/ B735A1

## TWIN CONTACTS/KEYED 90°

### STRAIGHT PLUG

P.N.	Cable Group	Finish	Insulation	Impedance	Crimp Tool
162100	09 IBM 7362229 BELDEN 9207	Nickel	PBT Polyester	100	N/A
162112	09 BELDEN 89207	Nickel	PBT Polyester	100	N/A

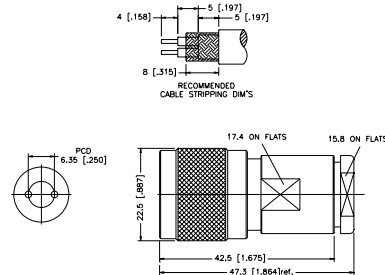


1 gold, 1 silver contact are available

### STRAIGHT PLUG

P.N.	Cable Group	Finish	Insulation	Impedance	Crimp Tool
162101	09	Nickel	PBT Polyester	100	N/A

Remark: EUROPEAN Type. With Delrin Bushing.  
9.3 [.366] x 8 [.315] x 4.5 [.177]

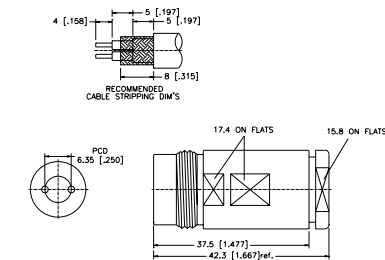


1 gold, 1 silver contact are available

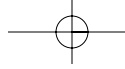
### STRAIGHT JACK

P.N.	Cable Group	Finish	Insulation	Impedance	Crimp Tool
162102	09	Nickel	PBT Polyester	100	N/A

Remark: IBM 6838959



TWIN COAXIAL CONNECTORS

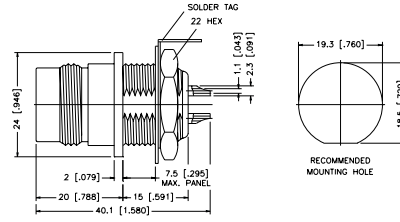


# TWIN CONTACTS/KEYED 90°

For Cable Group Legend, see page 162

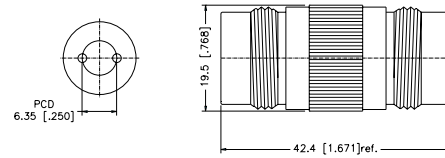

## BULKHEAD RECEPTACLE JACK

P.N.	Cable Group	Finish	Insulation	Impedance	Crimp Tool
162103	N/A	Nickel	PBT Polyester	100	N/A
IBM 7362179					
162113	N/A	Nickel	PBT Polyester	100	N/A
DIECAST BODY					



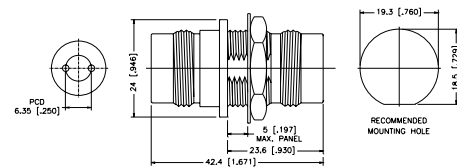
## JACK-TO-JACK FEEDTHROUGH ADAPTER

P.N.	Cable Group	Finish	Insulation	Impedance	Crimp Tool
162104	N/A	Nickel	PBT Polyester	100	N/A
Remark: IBM 7362230					



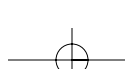
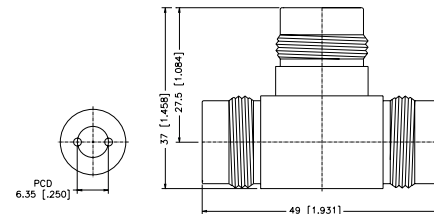
## BULKHEAD JACK-TO-JACK ADAPTER

P.N.	Cable Group	Finish	Insulation	Impedance	Crimp Tool
162105	N/A	Nickel	PBT Polyester	100	N/A



## TEE ADAPTER JACK-JACK-JACK

P.N.	Cable Group	Finish	Insulation	Impedance	Crimp Tool
162106	N/A	Nickel	PBT Polyester	100	N/A
Remark: IBM 6851167					



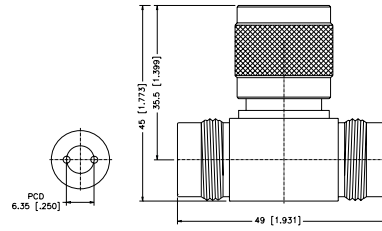
## TWIN CONTACTS/KEYED 90°

For Cable Group Legend, see page 162

### TEE ADAPTER JACK-PLUG-JACK

P.N.	Cable Group	Finish	Insulation	Impedance	Crimp Tool
162107	N/A	Nickel	PBT Polyester	100	N/A

Remark: IBM 4178269

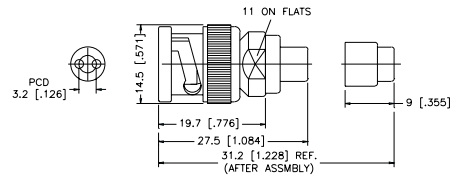



## BNC POLARIZED CONTACT/ONE MALE, ONE FEMALE

### STRAIGHT CRIMP PLUG

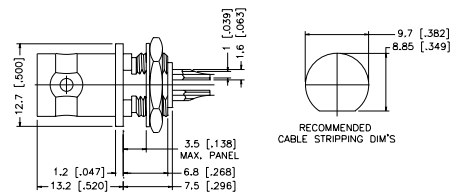
P.N.	Cable Group	Finish	Insulation	Impedance	Crimp Tool
162108	RG-108A/U	Nickel	PBT Polyester	78	*

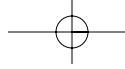
\*Call Connex Marketing for crimp tool information.



### BULKHEAD RECEPTACLE JACK

P.N.	Cable Group	Finish	Insulation	Impedance	Crimp Tool
162109	N/A	Nickel	PBT Polyester	78	N/A





## D-SUB COAXIAL CONTACTS

All connector bodies are gold plated, 3µ". Insulators are Teflon and center contacts are gold plated, 3µ".

Contacts fit into all standard D-subminiature crimp connectors.

All dimensions are shown in millimeters [inches].

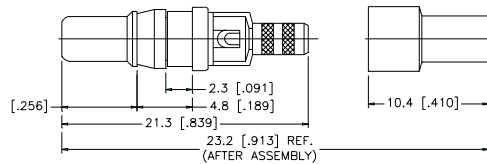
### C A B L E G R O U P L E G E N D

01	58/ 58A/ 58C/ 141/ 303/ LMR195™/ B7806A	06A	179/ U DOUBLE BRAIDED	09	B8227/ 89207
01A	55/ 142/ 223/ 400	07	8/ 8A/ 213/ 393	10	.141 SEMI-RIGID/ 402/U
01B	LMR200™/ B7807A	07A	214	11	.085 SEMI-RIGID/ 405/U
02	58 PLENUM/THINNET/ 122U/ B88240/ B89907	07B	8X/ LMR240™/ B7808A	12	.250 SEMI-RIGID
03	59/ 62/ 140/ 210	07C	B9913/ LMR400™/ B7810A/ B8214	13	.047 SEMI-RIGID/ B1674A
03A	59/ U-20AWG	07D	B89913	14	178/ 196
04	59/ U PLENUM	07E	11	15	B8281/ B9231/ B9141
04A	59/ U PLENUM-20AWG	07F	11/ U-14AWG/ B8213/ B9292/ B7731/ B1859A	15A	B88281
05	174/ 188A/ 316/ B7805A	08	6/ 143/ 212	16	180/ 195/ 122/ B8218/ B1865A/ B1855
05A	316/ U DOUBLE BRAIDED	08A	B1694A/ B9248	17	LMR600™
06	179/ 187/ B9221	08B	6 PLENUM/ B1695A	18	AT&T734A/ B1505A
				19	AT&T735A/ B735A1

## CRIMP ATTACHMENTS FOR FLEXIBLE CABLE/PCB MOUNT

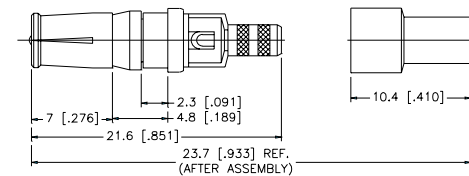
### STRAIGHT CABLE PLUG

P.N.	Cable Group	Finish	Insulation	Impedance	Crimp Tool
212106	01	Gold	Teflon	50	A
212100	05	Gold	Teflon	50	B
212100-10	05A	Gold	Teflon	50	B
212101	06	Gold	Teflon	75	B
212101-10	06A	Gold	Teflon	75	B
212108	11	Gold	Teflon	50	N/A



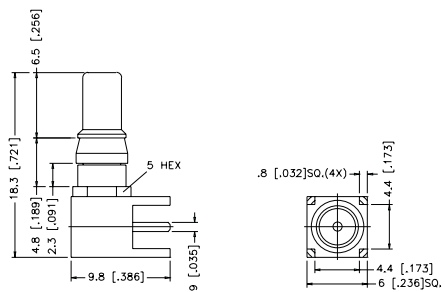
### STRAIGHT CABLE JACK

P.N.	Cable Group	Finish	Insulation	Impedance	Crimp Tool
212107	01	Gold	Teflon	50	A
212102	05	Gold	Teflon	50	B
212103	06	Gold	Teflon	75	B
212109	11	Gold	Teflon	50	N/A



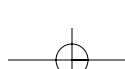
### RIGHT ANGLE PLUG FOR P. C. BOARD

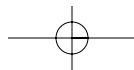
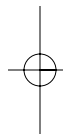
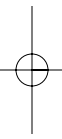
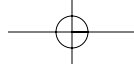
P.N.	Cable Group	Finish	Insulation	Impedance	Crimp Tool
212104	N/A	Gold	Teflon	50	N/A
212105	N/A	Gold	Teflon	75	N/A



Mounting Hole Dia. see "TYPE L" page 185

D-SUB COAXIAL CONNECTORS





## FME COAXIAL CONNECTORS

All connector bodies, unless otherwise noted, are nickel. All contacts are gold plated, 3µ". Insulators are Delrin. Silver plating and Teflon insulators are available for all connectors.

Please contact Connex for samples and quotes.

All dimensions are shown in millimeters [inches].

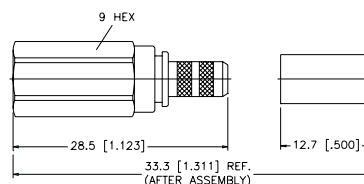
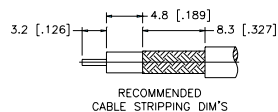
### C A B L E G R O U P L E G E N D

01	58/ 58A/ 58C/ 141/ 303/ LMR195™/ B7806A	06A	179/ U DOUBLE BRAIDED	09	B8227/ 89207
01A	55/ 142/ 223/ 400	07	8/ 8A/ 213/ 393	10	.141 SEMI-RIGID/ 402/U
01B	LMR200™/ B7807A	07A	214	11	.085 SEMI-RIGID/ 405/U
02	58 PLENUM/THINNET/ 122U/ B88240/ B89907	07B	8X/ LMR240™/ B7808A	12	.250 SEMI-RIGID
03	59/ 62/ 140/ 210	07C	B9913/ LMR400™/ B7810A/ B8214	13	.047 SEMI-RIGID/ B1674A
03A	59/ U-20AWG	07D	B89913	14	178/ 196
04	59/ U PLENUM	07E	11	15	B8281/ B9231/ B9141
04A	59/ U PLENUM-20AWG	07F	11/ U-14AWG/ B8213/ B9292/ B7731/ B1859A	15A	B88281
05	174/ 188A/ 316/ B7805A	08	6/ 143/ 212	16	180/ 195/ 122/ B8218/ B1865A/ B1855
05A	316/ U DOUBLE BRAIDED	08A	B1694A/ B9248	17	LMR600™
06	179/ 187/ B9221	08B	6 PLENUM/ B1695A	18	AT&T734A/ B1505A
				19	AT&T735A/ B735A1

## CRIMP ATTACHMENTS FOR FLEXIBLE CABLE

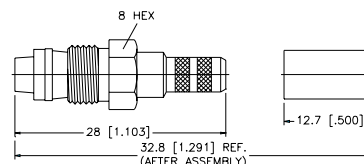
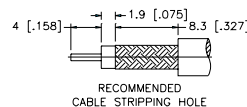
### STRAIGHT CRIMP PLUG

P.N.	Cable Group	Finish	Insulation	Impedance	Crimp Tool
192100	01	Nickel	Teflon	50	A
192115	03	Nickel	Teflon	50	A
192114	05	Nickel	Teflon	50	B



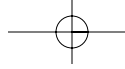
### STRAIGHT CRIMP JACK

P.N.	Cable Group	Finish	Insulation	Impedance	Crimp Tool
Teflon/Captured					
192101	01	Nickel	Teflon	50	A
Delrin/Noncaptured					
192102	01	Nickel	Delrin	50	A
192111	05	Nickel	Delrin	50	B
192116	07B	Nickel	Delrin	50	A



FME COAXIAL CONNECTORS



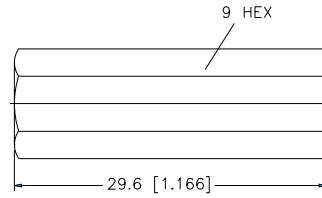


## ROTATING NIPPLE ADAPTERS

For Cable Group Legend, see page 167

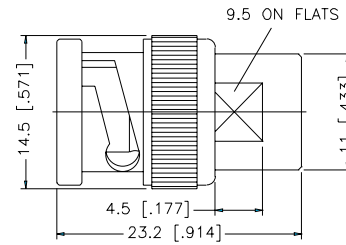
### NIPPLE PLUG TO NIPPLE PLUG

P.N.	Cable Group	Finish	Insulation	Impedance	Crimp Tool
192103	N/A	Nickel	Teflon	50	N/A



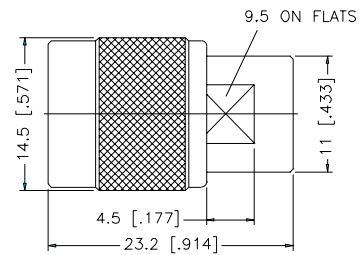
### NIPPLE PLUG TO BNC PLUG

P.N.	Cable Group	Finish	Insulation	Impedance	Crimp Tool
192104	N/A	Nickel	Delrin	50	N/A



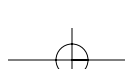
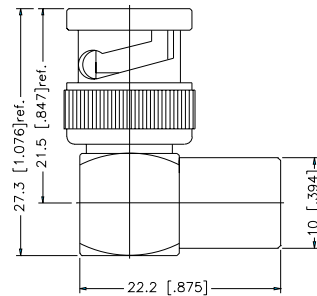
### NIPPLE PLUG TO TNC PLUG

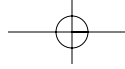
P.N.	Cable Group	Finish	Insulation	Impedance	Crimp Tool
192105	N/A	Nickel	Delrin	50	N/A



### RIGHT ANGLE ADAPTER — NIPPLE PLUG TO BNC PLUG

P.N.	Cable Group	Finish	Insulation	Impedance	Crimp Tool
192106	N/A	Nickel	Delrin	50	N/A



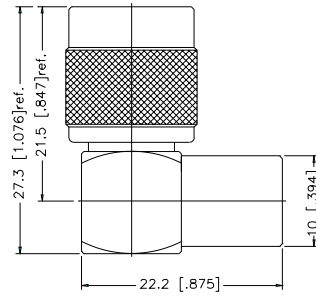


# ROTATING NIPPLE ADAPTERS

For Cable Group Legend, see page 167

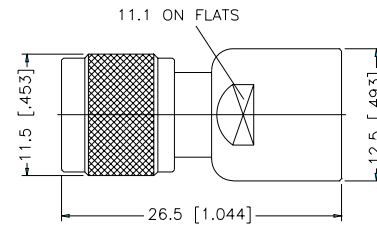
## RIGHT ANGLE ADAPTER — NIPPLE PLUG TO TNC PLUG

P.N.	Cable Group	Finish	Insulation	Impedance	Crimp Tool
192107	N/A	Nickel	Delrin	50	N/A



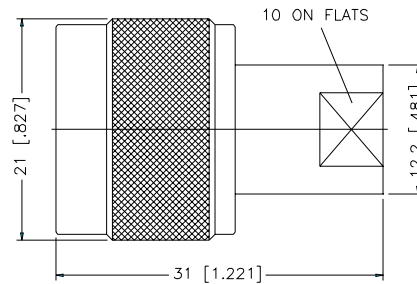
## NIPPLE PLUG TO MINI-UHF PLUG

P.N.	Cable Group	Finish	Insulation	Impedance	Crimp Tool
192108	N/A	Nickel	Delrin	50	N/A



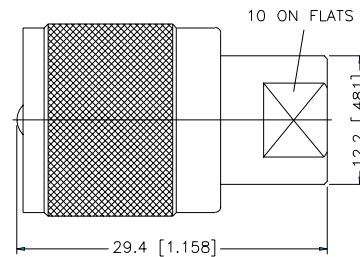
## NIPPLE PLUG TO N PLUG

P.N.	Cable Group	Finish	Insulation	Impedance	Crimp Tool
192109	N/A	Nickel	Delrin	50	N/A

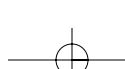


## NIPPLE PLUG TO UHF PLUG

P.N.	Cable Group	Finish	Insulation	Impedance	Crimp Tool
192110	N/A	Nickel	Delrin	50	N/A



For Crimp Tool information, see page 183.

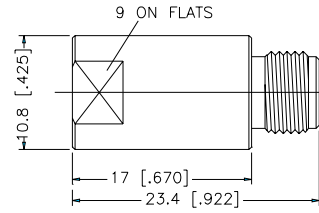


## ROTATING NIPPLE ADAPTERS

For Cable Group Legend, see page 167

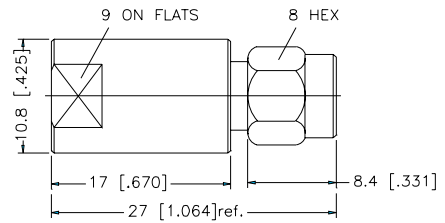
### NIPPLE PLUG TO SMA JACK

P.N.	Cable Group	Finish	Insulation	Impedance	Crimp Tool
192112	N/A	Nickel	Teflon	50	N/A



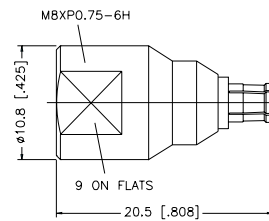

### NIPPLE PLUG TO SMA PLUG

P.N.	Cable Group	Finish	Insulation	Impedance	Crimp Tool
192113	N/A	Nickel	Teflon	50	N/A



### NIPPLE PLUG TO MCX PLUG

P.N.	Cable Group	Finish	Insulation	Impedance	Crimp Tool
192117	N/A	Gold	Teflon	50	N/A



## STRAIN-RELIEF BOOTS

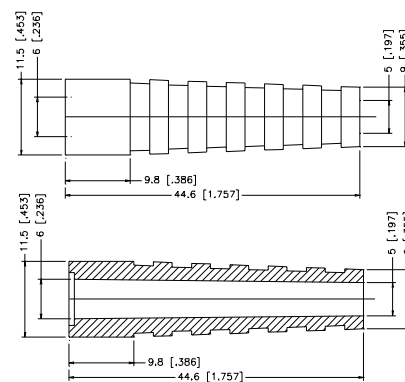
These highly flexible strain-relief boots are available in seven colors and can be used with N, UHF, BNC, TNC, SMA, SMB, SMC and MCX series connectors. These boots are available for use with RG 58/U, 59/U and 174/U family of coaxial cables. They protect your cable assemblies from moisture, extreme bending, weather and fatigue.

Dimensions in millimeters [inches].

### RG 58/U STRAIN-RELIEF BOOTS

Cable Group: 01, 01A, 01B, 02

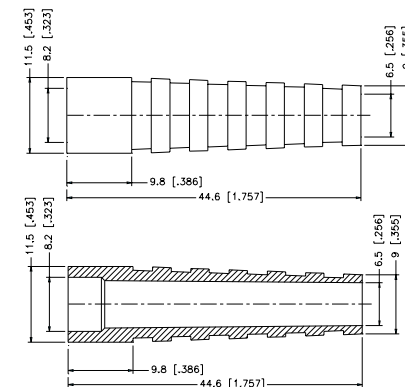
P.N.	Color
60015-000	Black
60016-000	Blue
60017-000	Green
60018-000	Red
60019-000	Yellow
60020-000	Orange
60026-000	Gray



### RG 59/U STRAIN-RELIEF BOOTS

Cable Group: 03, 03A, 04, 04A, 07B

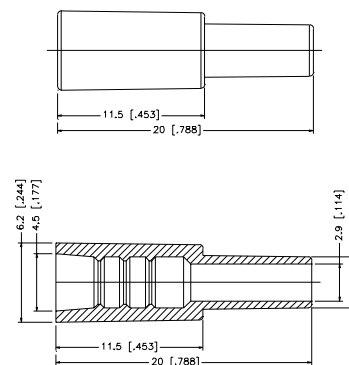
P.N.	Color
60030-000	Black
60031-000	Blue
60032-000	Green
60033-000	Red
60034-000	Yellow
60035-000	Orange
60042-000	Gray



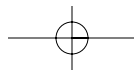
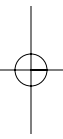
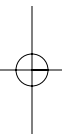
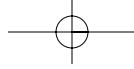
### RG 174/U STRAIN-RELIEF BOOTS

Cable Group: 05, 05A, 06, 14, 16

P.N.	Color
60052-000	Black
60053-000	Blue
60054-000	Red
60055-000	Orange
60056-000	Green
60057-000	Yellow
60058-000	Gray



Note: To be used with .128" and .151" crimp ferrule only





## BETWEEN SERIES ADAPTERS

Connex between series adapters are used to join two connectors of different series. They are designed to offer the lowest VSWR rating of the two series involved. Here is a listing of all adapters shown in this section. In-series adapters can be found at the end of each series listed.

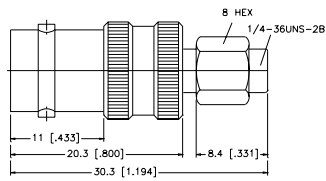
Description	P/N	Page	Description	P/N	Page	Description	P/N	Page
SMA Plug/BNC Jack	242102	172	SMA Plug/Mini-UHF Jack	242116	174	N Plug/TNC Jack	242130	176
SMA Jack/BNC Plug	242103	172	SMA Jack/Mini-UHF Plug	242117	174	N Jack/TNC Plug	242131	176
SMA Jack/BNC Jack	242123	172	SMA Plug/Mini-UHF Plug	242118	174	N Jack/TNC Jack	242132	177
SMA Plug/BNC Plug	242104	172	SMA Jack/Mini-UHF Jack	242119	175	N Plug/TNC Plug	242133	177
SMA Plug/TNC Jack	242124	172	SMA Plug/MCX Jack	242126	175	N Jack/F Jack	242120	177
SMA Jack/TNC Plug	242105	172	SMA Jack/MCX Plug	242127	175	N Jack/F Plug	242152	177
SMA Plug/TNC Plug	242106	172	SMA Plug/MCX Plug	242128	175	WATERPROOF		
SMA Jack/TNC Jack	242107	172	SMA Jack/MCX Jack	242129	175	N Plug/F Jack	242156	—
SMA Jack/TNC Jack (Bulkhead)	242178	—	SMA Plug/MMCX Jack	242140	175	WATERPROOF		
SMA Plug/SMB Jack	242144	173	SMA Jack/MMCX Plug	242141	175	N Plug/F Plug	242157	—
SMA Jack/SMB Plug	242145	173	SMA (Reverse Polarized) Jack/MMCX Plug	242141RP	175	N Right Angle Plug/F Jack	242158	—
SMA Plug/SMB Plug	242146	173	SMA Plug/MMCX Plug	242142	176	WATERPROOF		
SMA Jack/SMB Jack	242147	173	SMA Jack/MMCX Jack	242143	176	N Plug/7/16 Jack	242135	177
SMA Plug/SMC Jack	242174	—	N Plug/MCX Jack	242170	—	N Jack/7/16 Plug	242136	177
SMA Jack/SMC Plug	242175	—	N Jack/MCX Plug	242171	—	N Jack/7/16 Jack	242137	177
SMA Jack/SMC Jack	242176	—	N Jack/MCX Jack	242172	—	N Plug/7/16 Plug	242138	177
SMA Plug/SMC Plug	242177	—	N Plug/MCX Plug	242173	—	N Plug/UHF Jack	242155	178
SMA Plug/N Jack	242112	173	N Plug/MMCX Jack	242166	—	BNC Plug/TNC Jack	242148	178
SMA Jack/N Plug	242113	173	N Jack/MMCX Plug	242167	—	BNC Jack/TNC Plug	242149	178
SMA Plug/N Plug	242114	173	N Jack/MMCX Jack	242168	—	BNC Jack/TNC Jack	242150	178
SMA Jack/N Jack	242115	173	N Plug/MMCX Plug	242169	—	BNC Plug/TNC Plug	242151	178
SMA Jack/N Jack (Bulkhead)	242125	174	N Plug/BNC Jack	242121	176	BNC Plug/UHF Jack	242134	179
SMA Jack/N Jack (Panel)	242163	—	N Jack/BNC Plug	242101	176	BNC Plug/UHF Plug	242139	179
SMA Plug/UHF Jack	242108	174	N Jack/BNC Jack	242100	176	BNC Jack/UHF Plug	242164	—
SMA Jack/UHF Plug	242109	174	N Jack/BNC Jack (Bulkhead)	242162	—	BNC Jack/UHF Jack	242165	—
SMA Plug/UHF Plug	242110	174	N Plug/BNC Plug	242122	176	BNC Plug/F Jack	242154	179
SMA Jack/UHF Jack	242111	174				BNC Jack/F Jack	242161	—
						Mini-UHF Plug/UHF Jack	242153	179

For Reverse Polarized connectors, add RP to standard part number. Contact Connex marketing for availability.  
For Reverse Threaded connectors, add RT to standard part number. Contact Connex marketing for availability.

## BETWEEN SERIES ADAPTERS

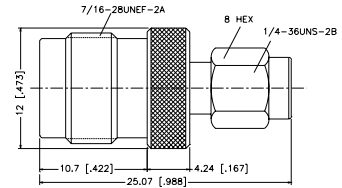
P.N. Description

242102 SMA Plug/BNC Jack



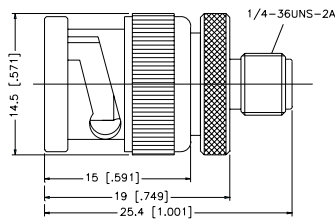
P.N. Description

242124 SMA Plug/TNC Jack



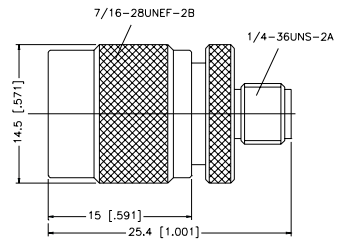
P.N. Description

242103 SMA Jack/BNC Plug



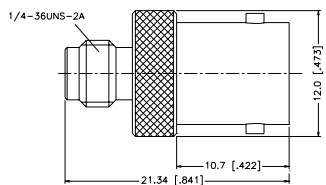
P.N. Description

242105 SMA Jack/TNC Plug



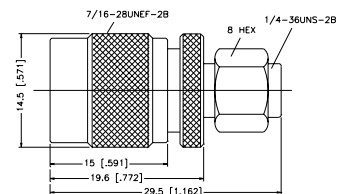
P.N. Description

242123 SMA Jack/BNC Jack



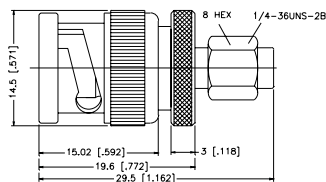
P.N. Description

242106 SMA Plug/TNC Plug



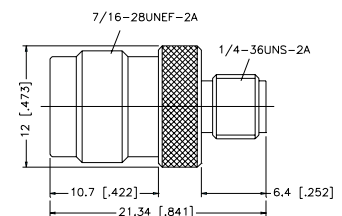
P.N. Description

242104 SMA Plug/BNC Plug



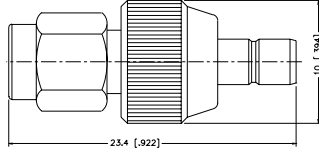
P.N. Description

242107 SMA Jack/TNC Jack

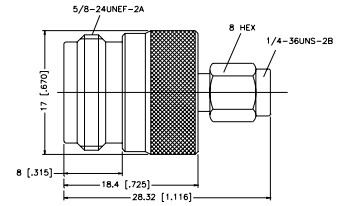


## BETWEEN SERIES ADAPTERS

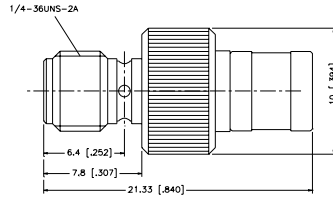
P.N. Description  
242144 SMA Plug/SMB Jack



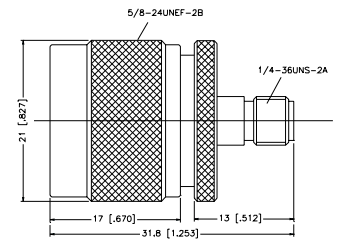
P.N. Description  
242112 SMA Plug/N Jack



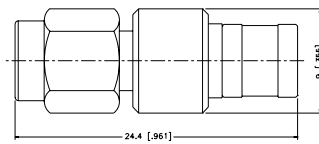
P.N. Description  
242145 SMA Jack/SMB Plug



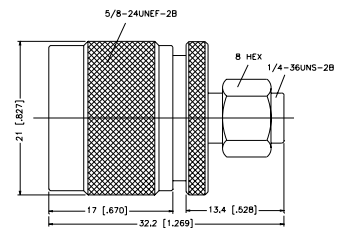

P.N. Description  
242113 SMA Jack/N Plug



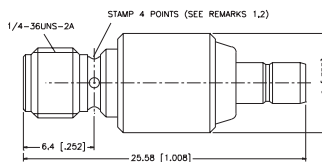
P.N. Description  
242146 SMA Plug/SMB Plug



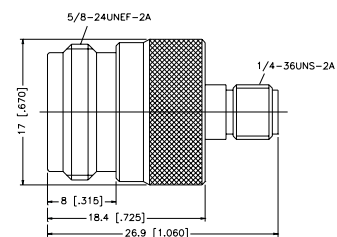
P.N. Description  
242114 SMA Plug/N Plug



P.N. Description  
242147 SMA Jack/SMB Jack



P.N. Description  
242115 SMA Jack/N Jack

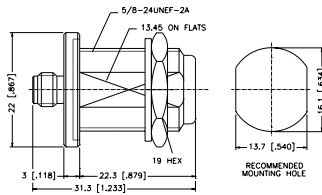


For Reverse Polarized connectors, add RP to standard part number. Contact Connex marketing for availability.  
For Reverse Threaded connectors, add RT to standard part number. Contact Connex marketing for availability.

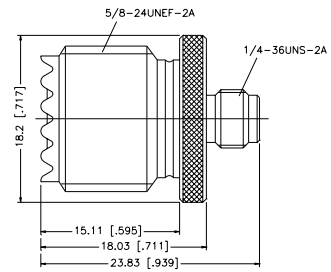


## BETWEEN SERIES ADAPTERS

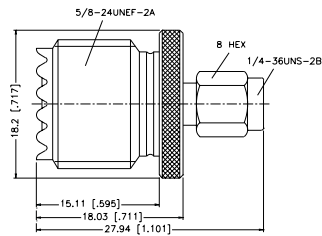
P.N.	Description
242125	SMA Jack/N Jack (Bulkhead)



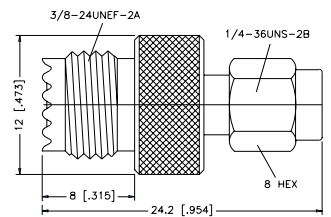
P.N.	Description
242111	SMA Jack/UHF Jack



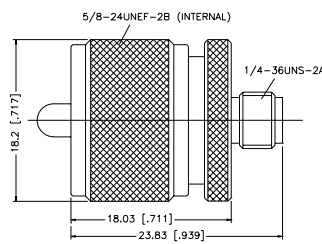
P.N.	Description
242108	SMA Plug/UHF Jack



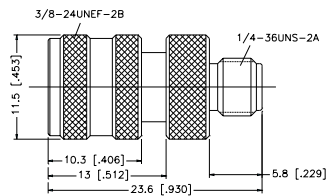
P.N.	Description
242116	SMA Plug/Mini-UHF Jack



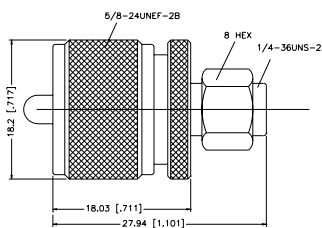
P.N.	Description
242109	SMA Jack/UHF Plug



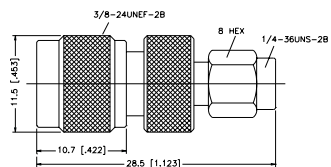
P.N.	Description
242117	SMA Jack/Mini-UHF Plug



P.N.	Description
242110	SMA Plug/UHF Plug



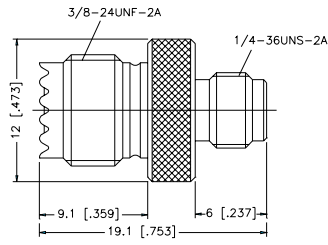
P.N.	Description
242118	SMA Plug/Mini-UHF Plug



## BETWEEN SERIES ADAPTERS

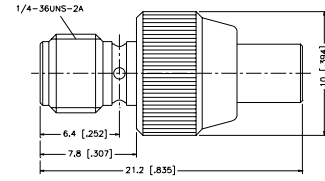
P.N. Description

242119 SMA Jack/Mini-UHF Jack



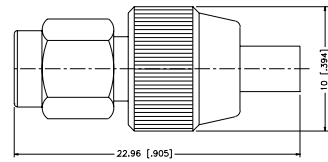
P.N. Description

242129 SMA Jack/MCX Jack



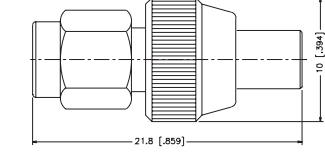
P.N. Description

242126 SMA Plug/MCX Jack



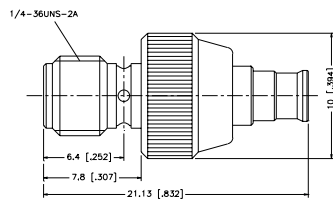
P.N. Description

242140 SMA Plug/MMCX Jack



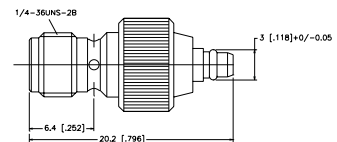
P.N. Description

242127 SMA Jack/MCX Plug



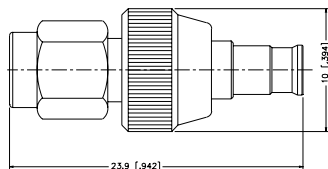
P.N. Description

242141 SMA Jack/MMCX Plug



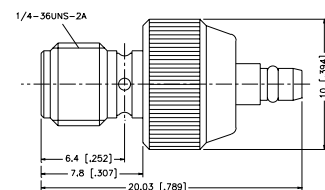
P.N. Description

242128 SMA Plug/MCX Plug



P.N. Description

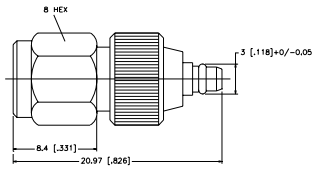
242141RP SMA (Reverse Polarized) Jack/MMCX Plug



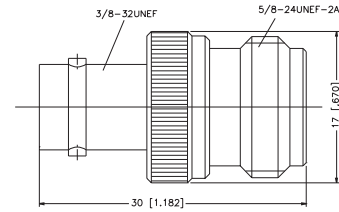
For Reverse Polarized connectors, add RP to standard part number. Contact Connex marketing for availability.  
For Reverse Threaded connectors, add RT to standard part number. Contact Connex marketing for availability.

## BETWEEN SERIES ADAPTERS

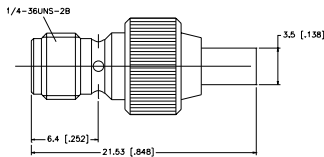
P.N.	Description
242142	SMA Plug/MMCX Plug



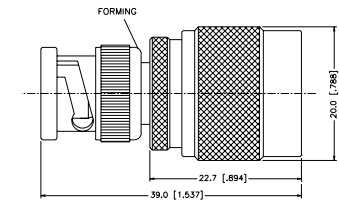
P.N.	Description
242100	N Jack/BNC Jack



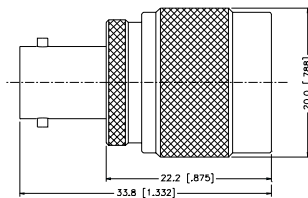
P.N.	Description
242143	SMA Jack/MMCX Jack



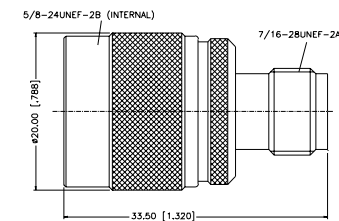
P.N.	Description
242122	N Plug/BNC Plug



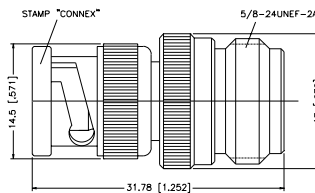
P.N.	Description
242121	N Plug/BNC Jack



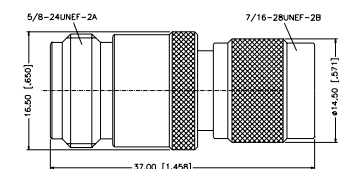
P.N.	Description
242130	N Plug/TNC Jack



P.N.	Description
242101	N Jack/BNC Plug

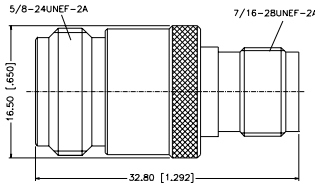


P.N.	Description
242131	N Jack/TNC Plug

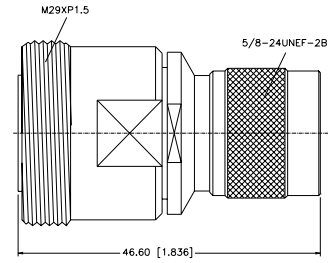


## BETWEEN SERIES ADAPTERS

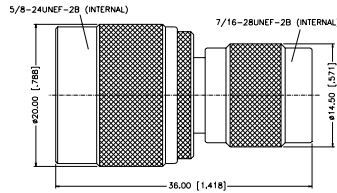
P.N.	Description
242132	N Jack/TNC Jack



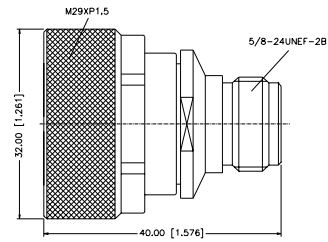
P.N.	Description
242135	N Plug/7/16 Jack



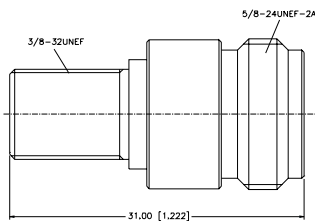
P.N.	Description
242133	N Plug/TNC Plug



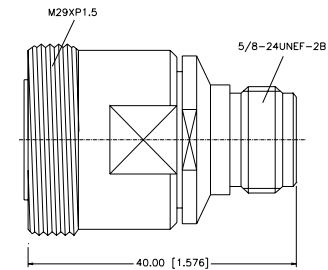
P.N.	Description
242136	N Jack/7/16 Plug



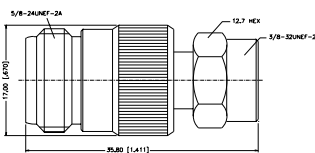
P.N.	Description
242120	N Jack/F Jack



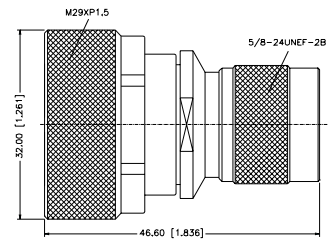
P.N.	Description
242137	N Jack/7/16 Jack



P.N.	Description	Waterproof
242152	N Jack/F Plug	



P.N.	Description
242138	N Plug/7/16 Plug

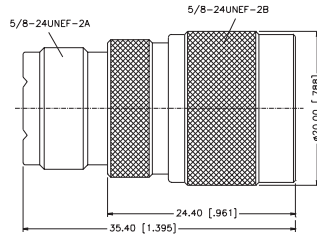


For Reverse Polarized connectors, add RP to standard part number. Contact Connex marketing for availability.  
 For Reverse Threaded connectors, add RT to standard part number. Contact Connex marketing for availability.

## BETWEEN SERIES ADAPTERS

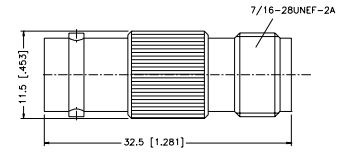
P.N. Description

242155 N Plug/UHF Jack



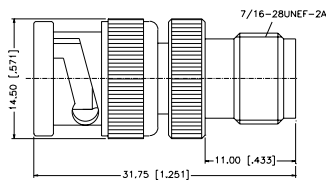
P.N. Description

242150 BNC Jack/TNC Jack



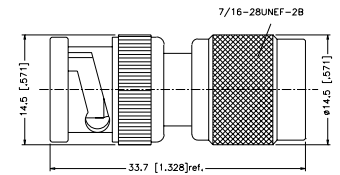
P.N. Description

242148 BNC Plug/TNC Jack



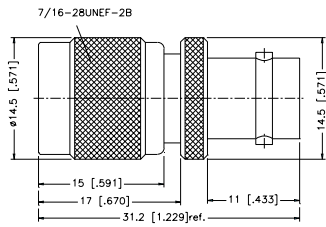
P.N. Description

242151 BNC Plug/TNC Plug



P.N. Description

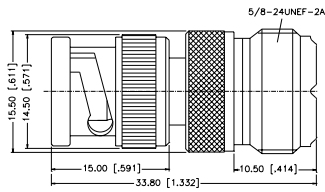
242149 BNC Jack/TNC Plug



## BETWEEN SERIES ADAPTERS

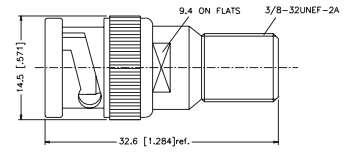
P.N. Description

242134 BNC Plug/UHF Jack



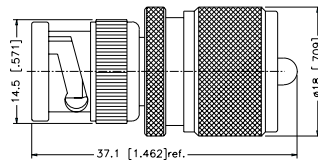
P.N. Description

242154 BNC Plug/F Jack



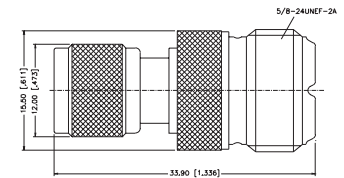
P.N. Description

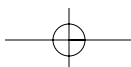
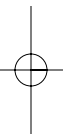
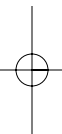
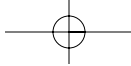
242139 BNC Plug/UHF Plug



P.N. Description

242153 Mini-UHF Plug/UHF Jack







## TERMINATION TOOLING

### UNIVERSAL HAND CRIMP TOOLS

Connex 47 Series Coax Crimp Tools utilize industry-standard crimp die set dimensions. Tool handle can be purchased separately or with die set installed. Die sets listed below will terminate all popular coaxial cables. Full ratchet crimp action assures a complete crimp before tool releases. Call Connex for custom die configurations.



### Standard Coax Crimp Tools Available from Connex

#### 47-10000 UNIVERSAL TOOL FRAME WITHOUT DIE SET

CONNECTOR GUIDE	CRIMP TOOL WITH DIE SET	DIE SET ONLY	DIE CAVITIES	CABLE GROUPS
A	47-10070	47-20000	.255/ .213/ .068	RG 55/ 58/ 59/ 62/ 141/ 142/ 223/ 303/ 400
B	47-10150	47-20004	.178/ .128/ .068	RG 174/ 188/ 316/ 179/ 187/ 180/ 195/ 178/ 196
C	47-10160	47-20008	.151/ .178/ .213	.151 HEX 316/ 179/ DOUBLE BRAID
D	47-10090	47-20003	.429/ .100/ .080	RG 8/ 11/ 213/ 214/ 225/ 393/ N SERIES
D	47-10230	47-20029	.429/ .213/ .100	RG 8/ 11/ 213/ 214/ 225/ 393/ 58/ 141/ 223/ 55/ 142/ 400 N SERIES
E	47-10110	47-20001	.324/ .255/ .068/ .042	RG 6/ 59/ B8281
F	47-10120	47-20002	.213/ .178/ .068/ .042	RG 58/ 174/ 188/ 316/ 179/ 187/ 142/ 141/ 223/ 400/ 55
G	47-10063	47-20245	.213/ .190/ .068/ .042	RG 58/ 59/ PLENUM
H	47-10100	47-20026	.350/ .320/ .255	RG 59/ 6 F-CATV
J	47-10180	47-20025	.255/ .213/ .100/ .068/ .052	5 CAVITY RG 58/ 59 N, BNC, TNC, SMA
K	47-10200	47-20024	.324/ .178/ .068	RG 6/ B8218/ 174/ 188/ 316/ 179/ 187
L	47-10210	47-20027	.429/ .118	LMR 400/ B9913/ 9914/ B7810A
M	47-10220	47-20028	.255/ .178/ .068/ .052	RG 59/ 62/ 174/ 188/ 316/ 179/ 187
N	47-10240	47-20030	.278/ .255/ .068/ .042	B1505A/ B1694A (FOR KINGS 2065-10-9)
O	47-10250	47-20247	.105/ .128/ .151	178/ 195/ 174/ 316/ 188/ 179/ 187/ 316, 179 DOUBLE BRAID
P	47-10260	47-20249	.429/ .100/ .068	RG8/ 11/ 213/ 214/ 393 BNC, TNC, N
R	47-10270	47-20250	.178/ .128/ .068/ .042	BNC/ TNC .068 AND .042 CRIMP CENTER CONTACT

#### 4-WAY INDENT CRIMP TOOL

Used with BNC, TNC and N Series connectors that utilize the unique pin-in-pin design to terminate miniature and sub-miniature RG 174/ 188/ 316 type coax cable. The 4-way, full cycle, ratchet dies terminate the 22 AWG center contact that mates with the fully captive center contact in the connector body.

Tool is built to MS22520 specifications.  
P/N 47001



#### 12-WAY INDENT CRIMP TOOL

This 12-point, full ratchet crimp tool terminates precision BNC, .053 diameter, 75 ohm center contacts, as specified in this catalog. Tool is designed for Telco/broadcast applications.

Tool is built to MS22520 specifications.

P/N 47009



## TERMINATION TOOLING

### PNEUMATIC CRIMP TOOL

This pneumatic-powered crimp tool makes production termination for coaxial cable easy, efficient and precise. Our compact (less than 20 pounds) unit is hand-actuated. The dual-position feet allow for horizontal or vertical loading for maximum production line efficiency. The manually-activated mode is adaptable to either right- or left-hand operation. The connector/cable loading mechanism is spring loaded to help keep hands away from the work area during the crimp cycle. The die holder is compatible with industry-standard die sets from Connex, Ideal Industries, Paladin and Sargent. The adjustable crimp height allows for termination of coaxial cable, as well as discrete wire terminations, with appropriate dies for custom crimp applications.

P/N 47-10190 Pneumatic Crimp Tool

P/N 47-10192 Optional Water Trap



**Pneumatic Crimp Tool  
No. 47-10190**

### Standard Coax Dies Available from Connex

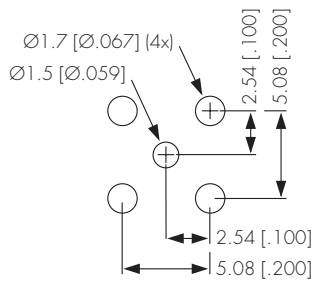
PRODUCT	DIE CAVITIES	PART NUMBERS			CABLE GROUPS
		CONNEX	IDEAL	LDC	
Crimp die	.255/ .213/ .068	47-20000	30-581	20000	RG58/ 59/ 62/ 141/ 142/ 223/ 303/ 400 BNC/TNC
Crimp die	.178/ .128/ .068	47-20004	30-576	20004	RG174/ 316/ 188/ 178/ 187 SMA/BNC
Crimp die	.151/ .178/ .213	47-20008	30-596	20008	.151 HEX 316/ 179 DOUBLE BRAID
Crimp die	.429/ .100/ .080	47-20003	30-577	20003	RG8/ 11/ 213/ 214/ 223/ 393 TYPE N 3-PC CRIMP
Crimp die	.429/ .213/ .100	47-20029	—	20029	RG58/ 141/ 142/ 225/ 8/ 11/ 213/ 214/ 393 TYPE N 3-PC CRIMP
Crimp die	.324/ .255/ .068/ .042	47-20001	30-578	20001	RG6/ 59/ B8281
Crimp die	.213/ .178/ .068/ .042	47-20002	30-587	20002	RG58/ 174/ 316/ 188/ B8218/ 179/ 187 BNC/TNC
Crimp die	.213/ .190/ .068/ .042	47-20245	30-591	20245	RG58/ 59 PLENUM BNC/TNC
Crimp die	.350/ .320/ .255	47-20026	30-582	20026	RG59/ 6F-CATV
Crimp die	.255/ .213/ .100/ .068/ .05	47-20025	30-593	20025	5 CAVITY RG58/ 59 N, BNC, TNC, SMA
Crimp die	.324/ .178/ .068	47-20024	30-570	20024	RG6/ B8281/ 174/ 316/ 188/ 179/ 187
Crimp die	.429/ .118	47-20027	—	20027	LMR400/ B9913/ B9914/ B7810A
Crimp die	.178/ .255/ .052/ .068	47-20028	—	20028	RG174/ 316/ 59/ 62/ 188/ 179/ 187
Crimp die	.278/ .255/ .068/ .042	47-20030	—	20030	B1505A/ B1694A (KINGS 2065-10-0)

CALL CONNEX FOR CUSTOM DIE CONFIGURATIONS

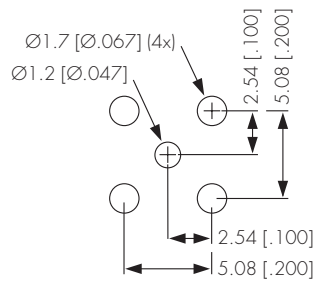
# P.C.B. MOUNTING HOLE SPECIFICATIONS

P.C.B. MOUNTING HOLE SPECIFICATIONS

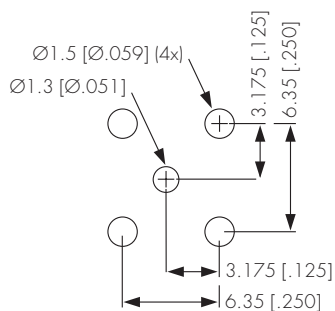
**TYPE A**



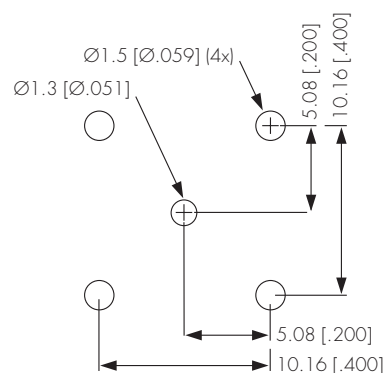
**TYPE B**



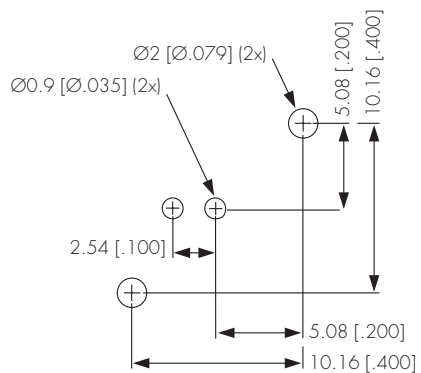
**TYPE C**



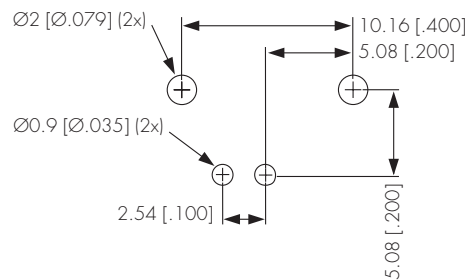
**TYPE F**



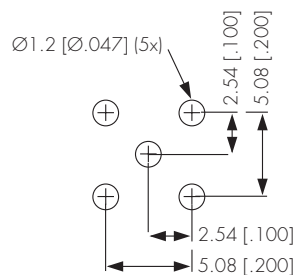
**TYPE G**



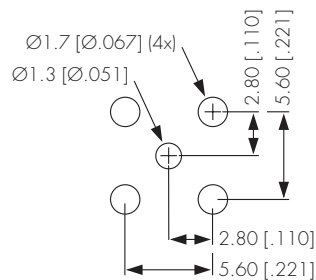
**TYPE H**

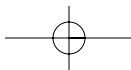
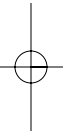
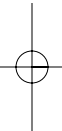
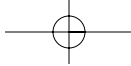


**TYPE L**



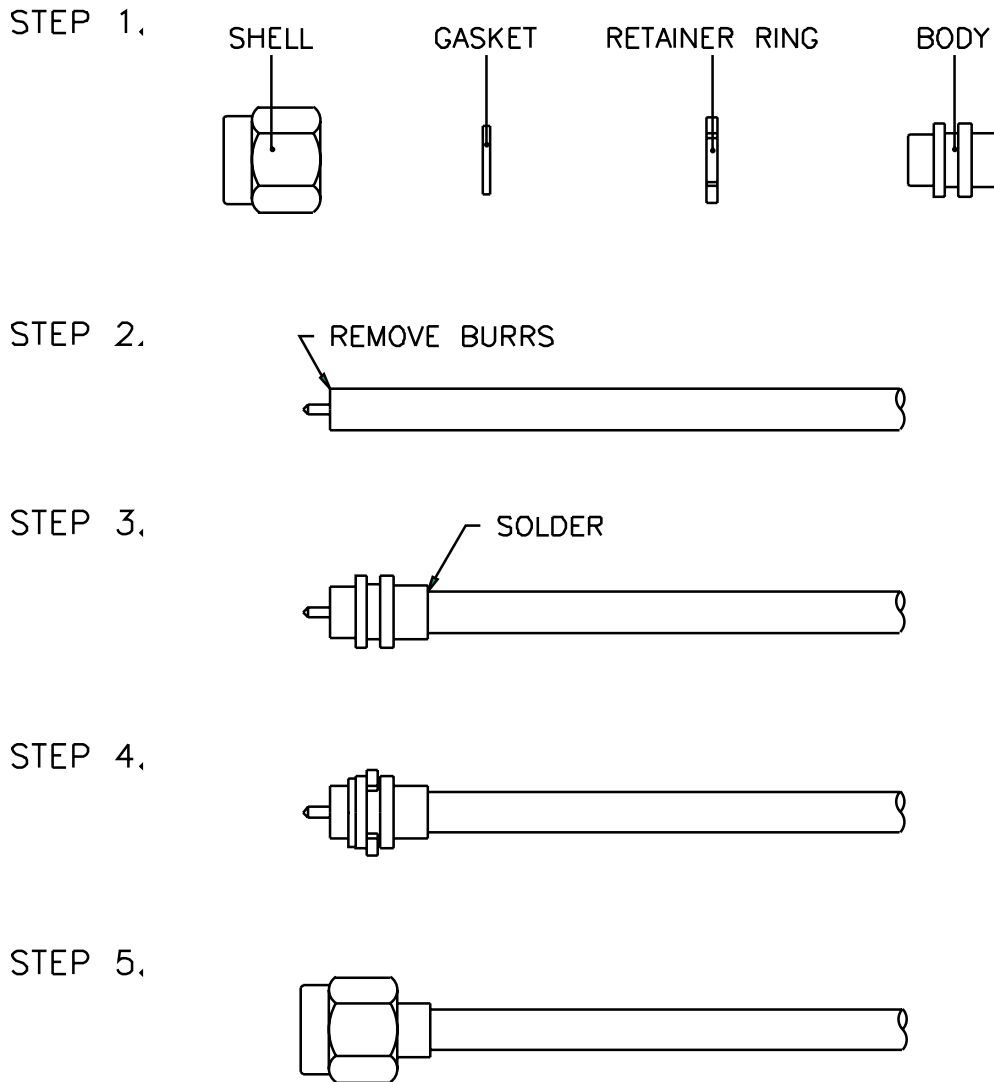
**TYPE M**





## CABLE ASSEMBLY INSTRUCTIONS

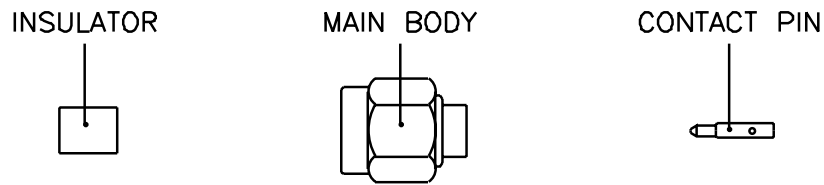
### SOLDER (SEMI-RIGID)



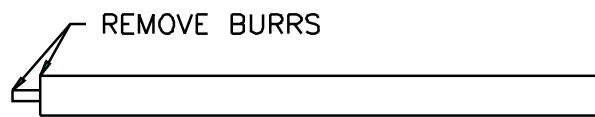
- STEP 1. All parts of the connector are shown.
- STEP 2. Strip the inner conductor, dielectric, and jacket as per "RECOMMENDED CABLE STRIPPING DIM'S" in catalog.
- STEP 3. Solder the BODY to cable as shown. (Avoid excessive heat which may distort dielectric).
- STEP 4. Place the RETAINER RING in the groove of BODY, and put the GASKET in the position as shown.
- STEP 5. Compress the BODY assembly and assemble the SHELL as shown.

**CABLE ASSEMBLY INSTRUCTIONS****SOLDER (SEMI-RIGID)**

STEP 1.



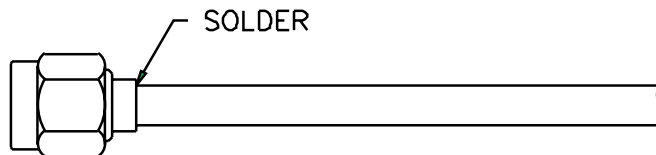
STEP 2.



STEP 3.



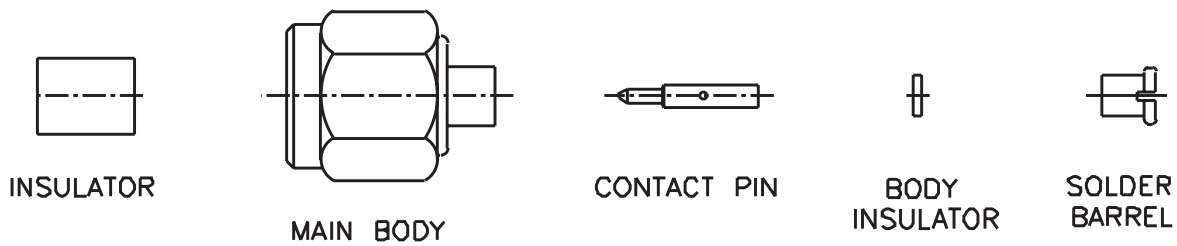
STEP 4.



- STEP 1. All parts of the connector are shown.
- STEP 2. Strip the inner conductor, dielectric, and jacket as per "RECOMMENDED CABLE STRIPPING DIM'S" in catalog.
- STEP 3. Insert inner conductor into the CONTACT PIN and solder it as shown.
- STEP 4. Solder the MAIN BODY to cable as shown (Avoid excessive heat which may distort dielectric). Then press the INSULATOR into the MAIN BODY until it stops.

## CABLE ASSEMBLY INSTRUCTIONS

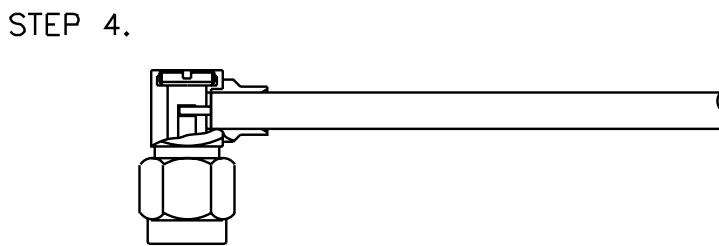
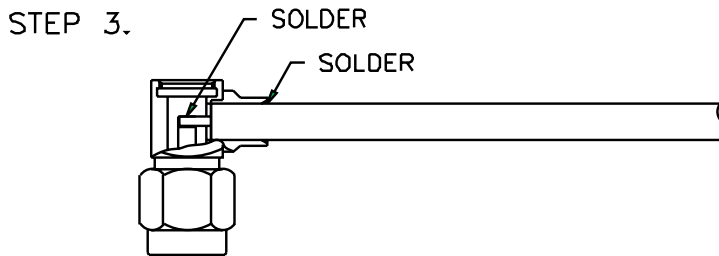
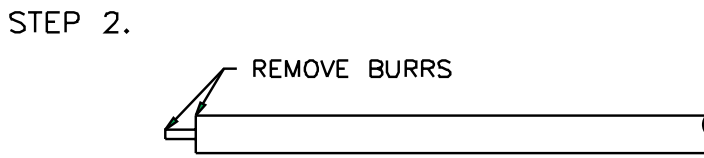
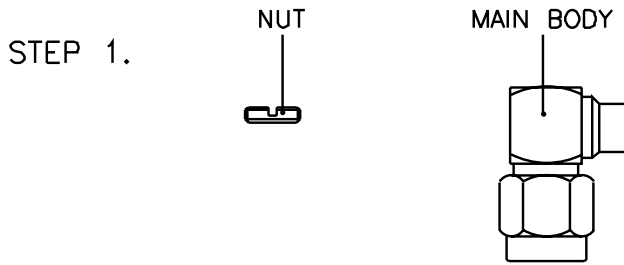
### SOLDER (.047 SEMI-RIGID)



- STEP 1. All parts of the connector are shown.
- STEP 2. Strip cable as per "RECOMMENDED CABLE STRIPPING DIM'S" in catalog.
- STEP 3. Insert SOLDER BARREL, BODY INSULATOR and center CONTACT PIN onto cable.
- STEP 4. Assemble cable into connector body and solder barrel onto main connector body. (Avoid excessive heat which may distort dielectric).
- STEP 5. Press the INSULATOR into the MAIN BODY until it stops.

## CABLE ASSEMBLY INSTRUCTIONS

### SOLDER (SEMI-RIGID)

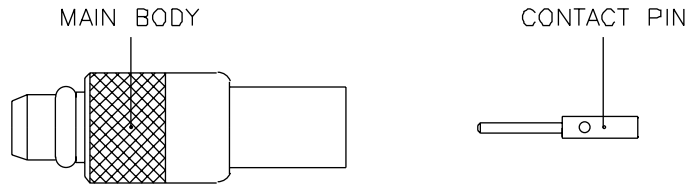


- STEP 1. All parts of the connector are shown.
- STEP 2. Strip the inner conductor, dielectric, and jacket as per "RECOMMENDED CABLE STRIPPING DIM'S" in catalog.
- STEP 3. Solder inner conductor to the contact pin of MAIN BODY, and solder cable jacket to the MAIN BODY as shown.
- STEP 4. Screw the NUT into the MAIN BODY until it stops.

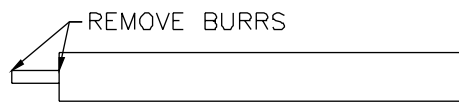
## CABLE ASSEMBLY INSTRUCTIONS

### SOLDER (SEMI-RIGID)

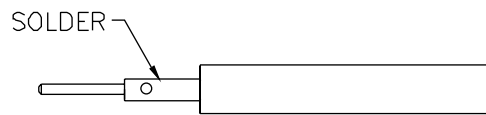
#### STEP 1.



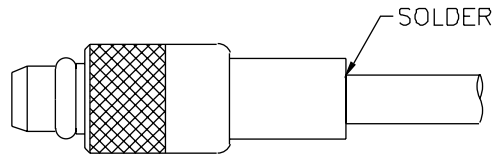
#### STEP 2.



#### STEP 3.



#### STEP 4.



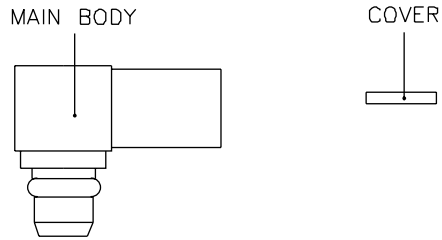
- STEP 1. All parts of the connector are shown.
- STEP 2. Strip the inner conductor, dielectric, and jacket as per "RECOMMENDED CABLE STRIPPING DIM'S" in catalog.
- STEP 3. Insert inner conductor into the CONTACT PIN and solder it as shown.
- STEP 4. Solder the MAIN BODY to cable as shown.



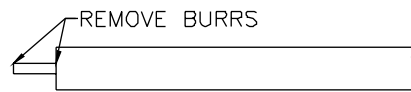
## CABLE ASSEMBLY INSTRUCTIONS

### SOLDER (SEMI-RIGID)

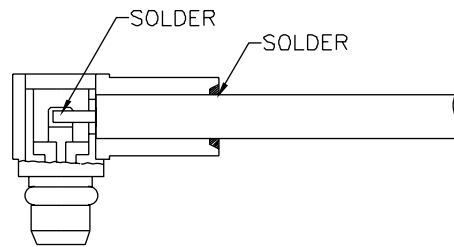
#### STEP 1.



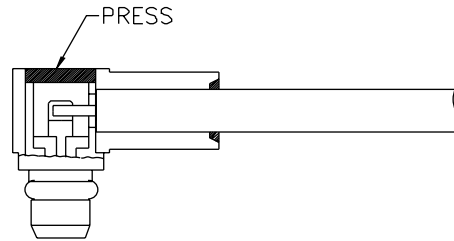
#### STEP 2.



#### STEP 3.



#### STEP 4.

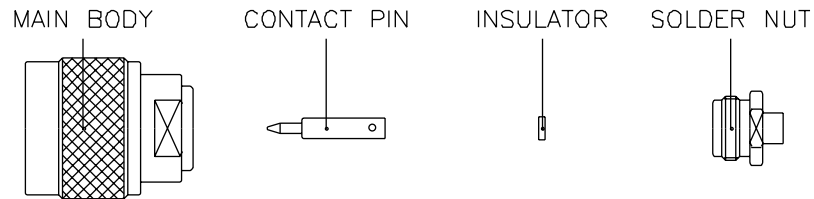


- STEP 1. All parts of the connector are shown.
- STEP 2. Strip the inner conductor, dielectric, and jacket as per "RECOMMENDED CABLE STRIPPING DIM'S" in catalog.
- STEP 3. Solder inner conductor to the contact pin of MAIN BODY, and solder cable jacket to the MAIN BODY as shown.
- STEP 4. Press the COVER into the MAIN BODY until it is flat with the MAIN BODY.

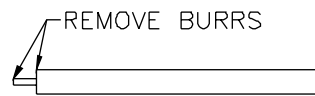
## CABLE ASSEMBLY INSTRUCTIONS

### SOLDER (SEMI-RIGID)

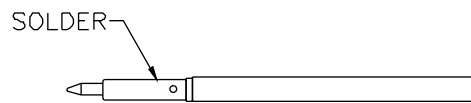
#### STEP 1.



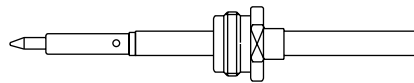
#### STEP 2.



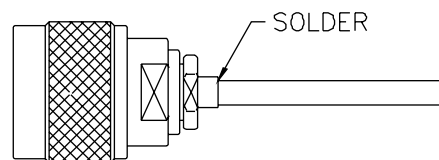
#### STEP 3.



#### STEP 4.



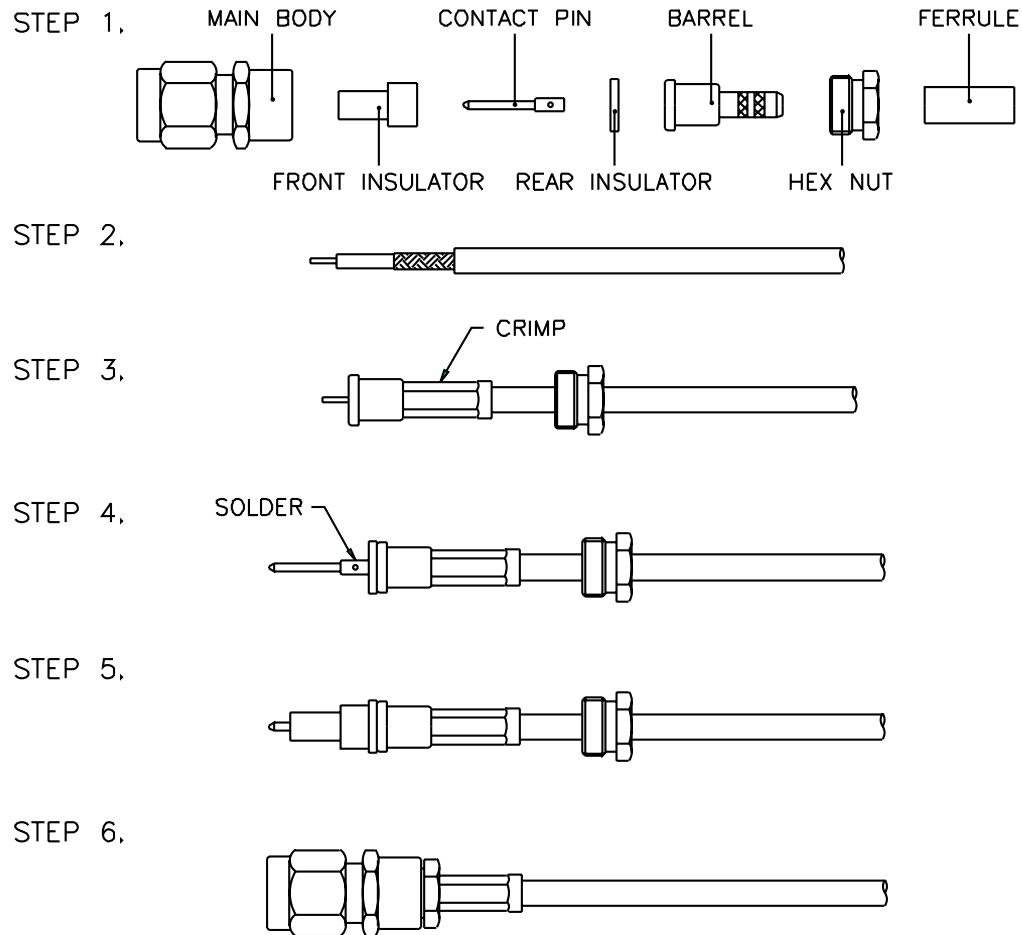
#### STEP 5.



- STEP 1. All parts of the connector are shown.
- STEP 2. Strip the inner conductor, dielectric, and jacket as per "RECOMMENDED CABLE STRIPPING DIM'S" in catalog.
- STEP 3. Slide the INSULATOR onto inner conductor against the jacket. Then insert inner conductor into the CONTACT PIN and solder it as shown.
- STEP 4. Slide the SOLDER NUT onto cable.
- STEP 5. Insert cable and parts into the MAIN BODY, then screw the SOLDER NUT until it is tight and solder it as shown.

## CABLE ASSEMBLY INSTRUCTIONS

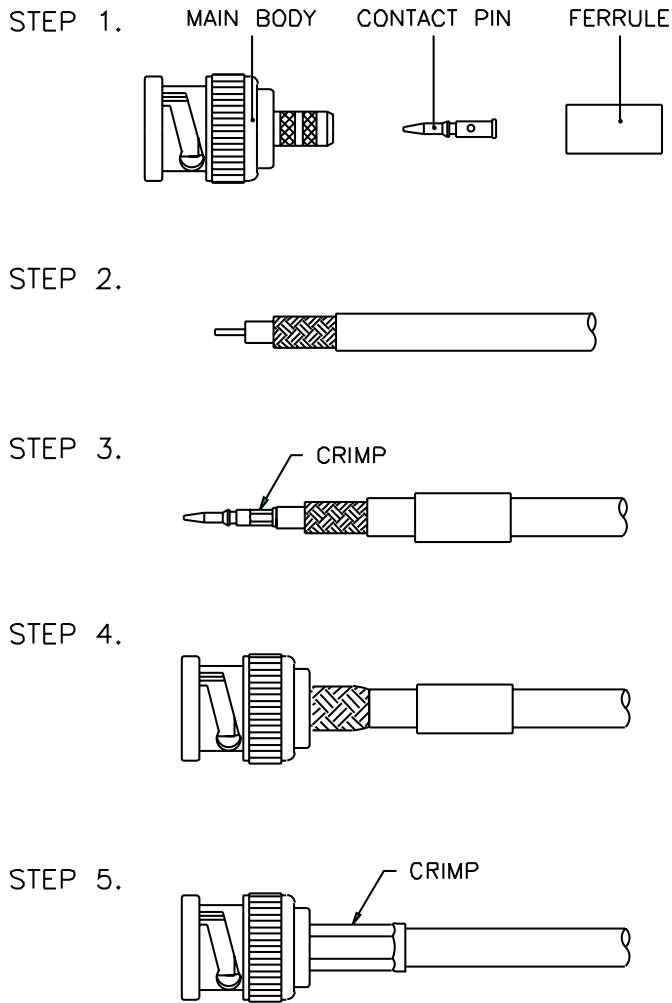
### CRIMP



- STEP 1. All parts of the connector are shown.
- STEP 2. Strip the cable inner conductor, dielectric, braid, and jacket as per "RECOMMENDED CABLE STRIPPING DIM'S" in catalog.
- STEP 3. Slide the HEX NUT and FERRULE onto cable. Then insert the BARREL into braid and dielectric, and slide the FERRULE over braid and crimp it as shown.
- STEP 4. Slide the REAR INSULATOR against the BARREL. Then insert inner conductor into the CONTACT PIN and solder it as shown.
- STEP 5. Slide the FRONT INSULATOR against the REAR INSULATOR.
- STEP 6. Insert cable and parts into the MAIN BODY, then screw the HEX NUT until it is tight.

## CABLE ASSEMBLY INSTRUCTIONS

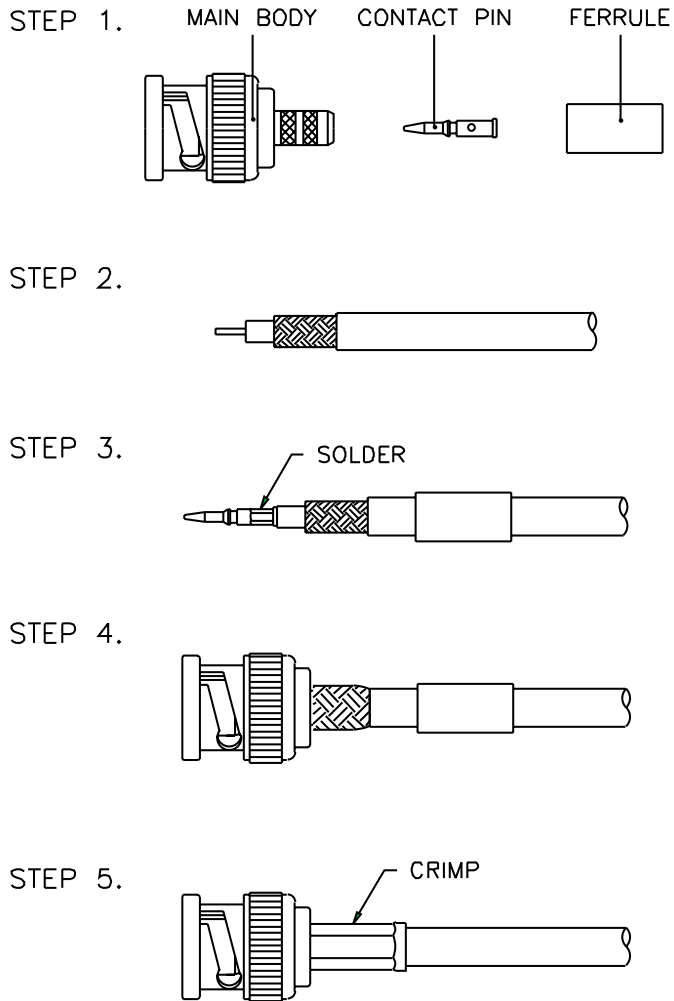
### CRIMP - CRIMP



- STEP 1. All parts of the connector are shown. A crimp tool is necessary to complete the connection.
- STEP 2. Strip the cable inner conductor, dielectric, braid, and jacket as per "RECOMMENDED CABLE STRIPPING DIM'S" in catalog.
- STEP 3. Insert inner conductor into the CONTACT PIN, crimp it with the crimp tool as shown. Then slide the FERRULE onto cable.
- STEP 4. Insert the MAIN BODY into braid and dielectric.
- STEP 5. Slide the FERRULE over braid, crimp it with the crimp tool as shown.

## CABLE ASSEMBLY INSTRUCTIONS

### CRIMP - SOLDER

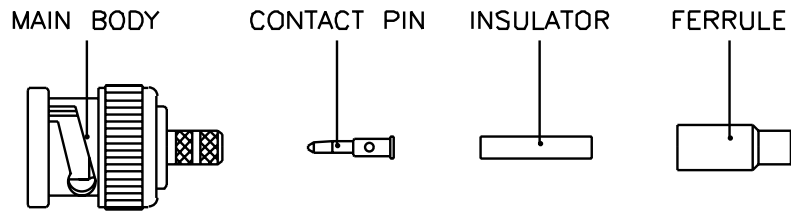


- STEP 1. All parts of the connector are shown. A crimp tool is necessary to complete the connection.
- STEP 2. Strip the cable inner conductor, dielectric, braid, and jacket as per "RECOMMENDED CABLE STRIPPING DIM'S" in catalog.
- STEP 3. Insert inner conductor into the CONTACT PIN and solder on the cable. Then slide the FERRULE onto cable.
- STEP 4. Insert the MAIN BODY into braid and dielectric.
- STEP 5. Slide the FERRULE over braid, crimp it with the crimp tool as shown.


## CABLE ASSEMBLY INSTRUCTIONS

### CRIMP - CRIMP

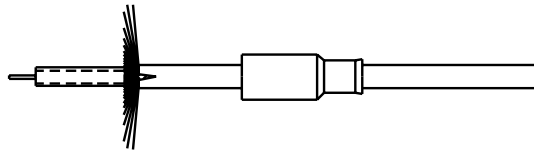
STEP 1,



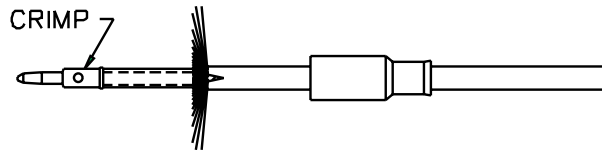
STEP 2,



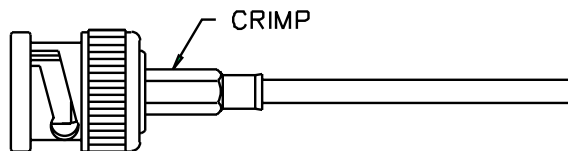
STEP 3,



STEP 4,



STEP 5,

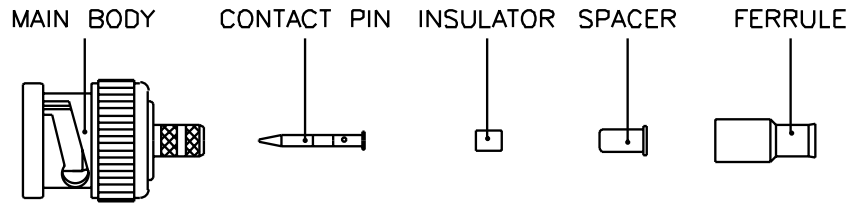


- STEP 1. All parts of the connector are shown. A crimp tool is necessary to complete the connection.
- STEP 2. Strip the inner conductor, dielectric, and jacket as per "RECOMMENDED CABLE STRIPPING DIM'S" in catalog.
- STEP 3. Slide the FERRULE onto cable, then fold back braid wire and slide the INSULATOR onto dielectric as shown.
- STEP 4. Insert inner conductor into the CONTACT PIN, crimp it with crimp tool as shown.
- STEP 5. Push cable and parts into the MAIN BODY until it stops. Then slide the FERRULE over braid wire and against the MAIN BODY, crimp it with the crimp tool as shown.


## CABLE ASSEMBLY INSTRUCTIONS

### CRIMP - CRIMP

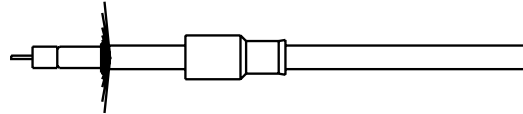
STEP 1,



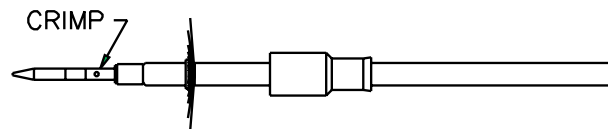
STEP 2,



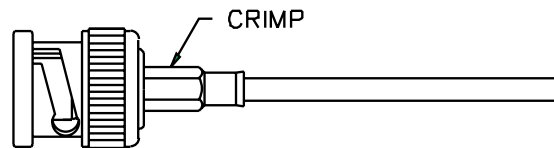
STEP 3,



STEP 4,



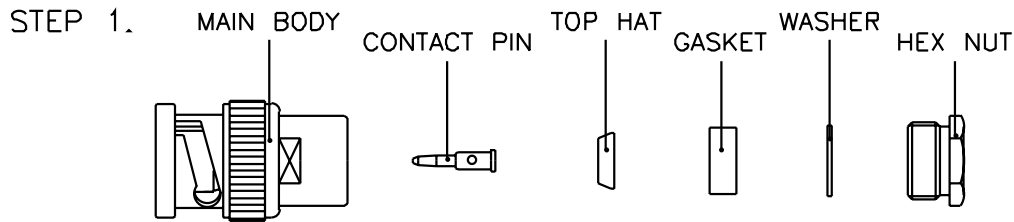
STEP 5,




- STEP 1. All parts of the connector are shown. A crimp tool is necessary to complete the connection.
- STEP 2. Strip the cable inner conductor, dielectric, braid, and jacket as per "RECOMMENDED CABLE STRIPPING DIM'S" in catalog.
- STEP 3. Slide the FERRULE onto cable, then fold back braid wire and slide the SPACER and INSULATOR onto dielectric as shown.
- STEP 4. Insert inner conductor into the CONTACT PIN, crimp it with the crimp tool as shown.
- STEP 5. Push cable and parts into the MAIN BODY until it stops. Then slide the FERRULE over braid wire and against the MAIN BODY, crimp it with the crimp tool as shown.

## CABLE ASSEMBLY INSTRUCTIONS

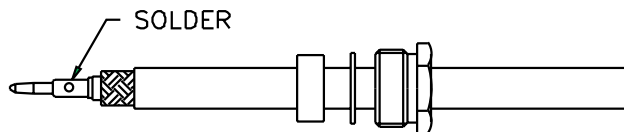
### CLAMP - SOLDER



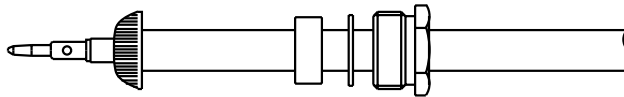
STEP 2.



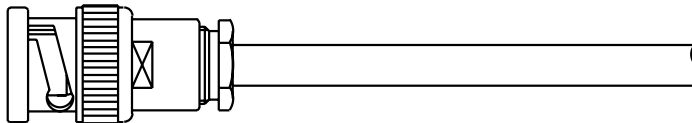
STEP 3.



STEP 4.



STEP 5.

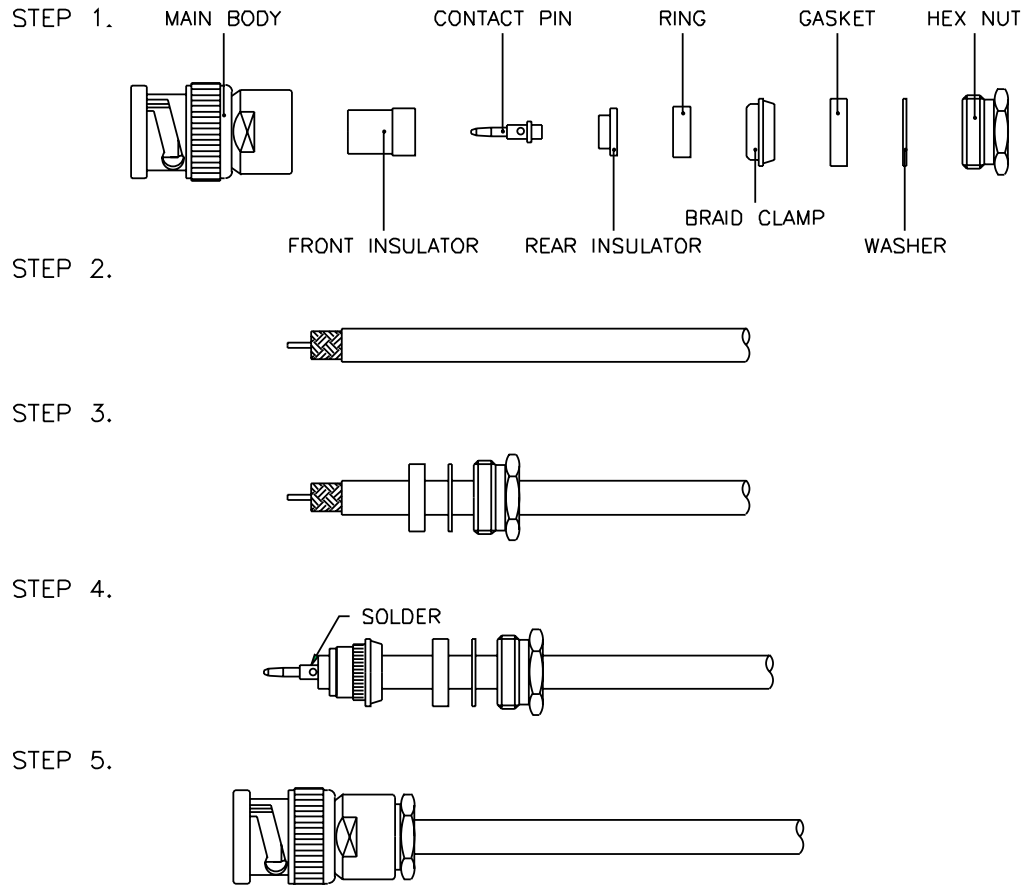


- STEP 1. All parts of the connector are shown.
- STEP 2. Strip the cable inner conductor, dielectric, and jacket as per "RECOMMENDED CABLE STRIPPING DIM'S" in catalog.
- STEP 3. Insert inner conductor into the CONTACT PIN and solder it as shown. Then slide the HEX NUT, WASHER, and GASKET onto cable one by one.
- STEP 4. Place the TOP HAT over braid and push back against cable jacket. Fold back braid wire as shown.
- STEP 5. Insert cable and parts into the MAIN BODY, then screw the HEX NUT until it is tightened.



## CABLE ASSEMBLY INSTRUCTIONS

### CLAMP - SOLDER

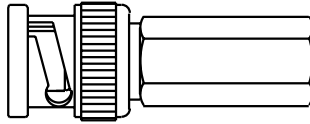


- STEP 1. All parts of the connector are shown.
- STEP 2. Strip the cable inner conductor, dielectric, and jacket as per "RECOMMENDED CABLE STRIPPING DIM'S" in catalog.
- STEP 3. Slide the HEX NUT, WASHER, and GASKET onto cable one by one.
- STEP 4. Place the BRAID CLAMP over braid and push back against cable jacket. Fold back braid wire as shown, and slide the RING and REAR INSULATOR against the BRAID CLAMP. Then insert inner conductor into the CONTACT PIN and solder it.
- STEP 5. Insert cable and parts into the MAIN BODY, then screw the HEX NUT until it is tightened.


## CABLE ASSEMBLY INSTRUCTIONS

### TWIST-ON

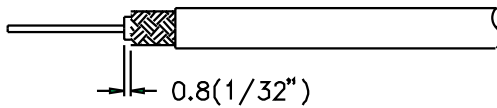
STEP 1.



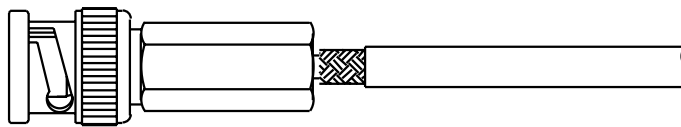
STEP 2.



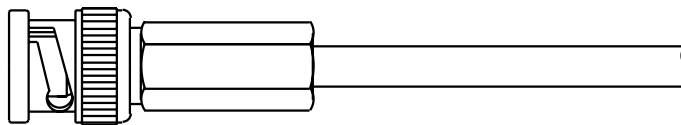
STEP 3.



STEP 4.



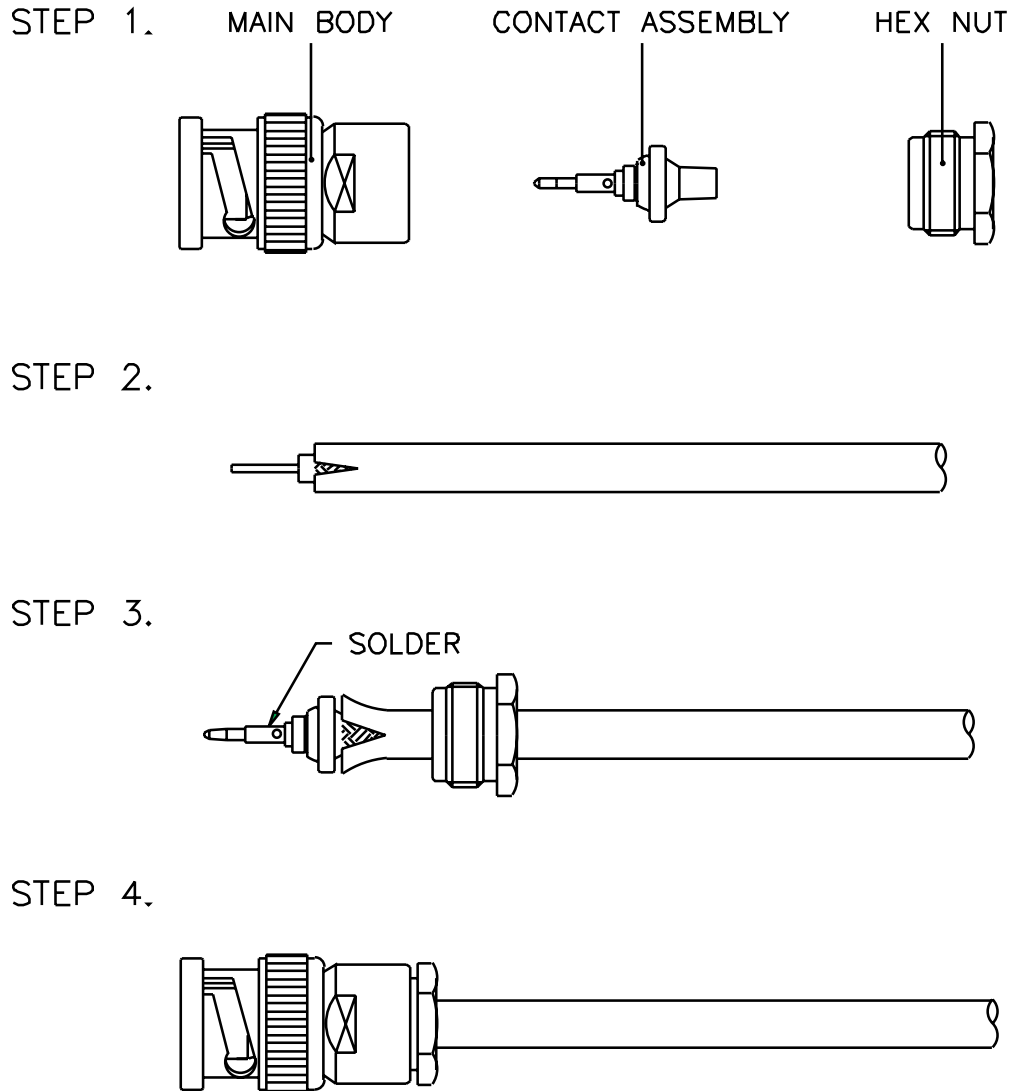
STEP 5.



- STEP 1. The connector is shown.
- STEP 2. Strip the cable inner conductor, dielectric, braid, and jacket as per "RECOMMENDED CABLE STRIPPING DIM'S" in catalog.
- STEP 3. Twist braid in a clockwise direction so that at least 0,8mm of dielectric is bared, and braid is left flat.
- STEP 4. Insert inner conductor into the back end of connector gently, and feed it into the guide hole.
- STEP 5. Push and screw connector onto cable in a clockwise direction until it stops.

## CABLE ASSEMBLY INSTRUCTIONS

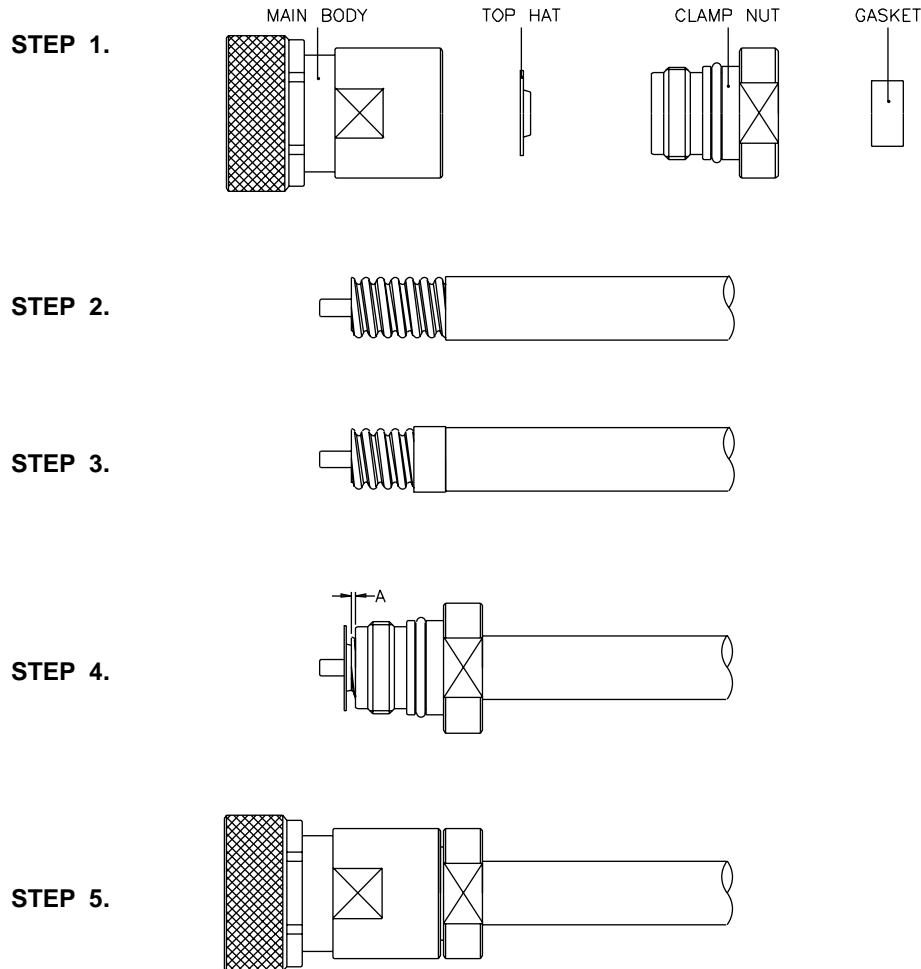
### WEDGE COMPRESSION



- STEP 1. All parts of the connector are shown.
- STEP 2. Strip the cable inner conductor, dielectric, and jacket as per "RECOMMENDED CABLE STRIPPING DIM'S" in catalog.
- STEP 3. Slide the HEX NUT onto cable, then insert the CONTACT ASSEMBLY under braid and jacket.
- STEP 4. Insert cable and parts into the MAIN BODY, then screw the HEX NUT until it is tight.

## CABLE ASSEMBLY INSTRUCTIONS

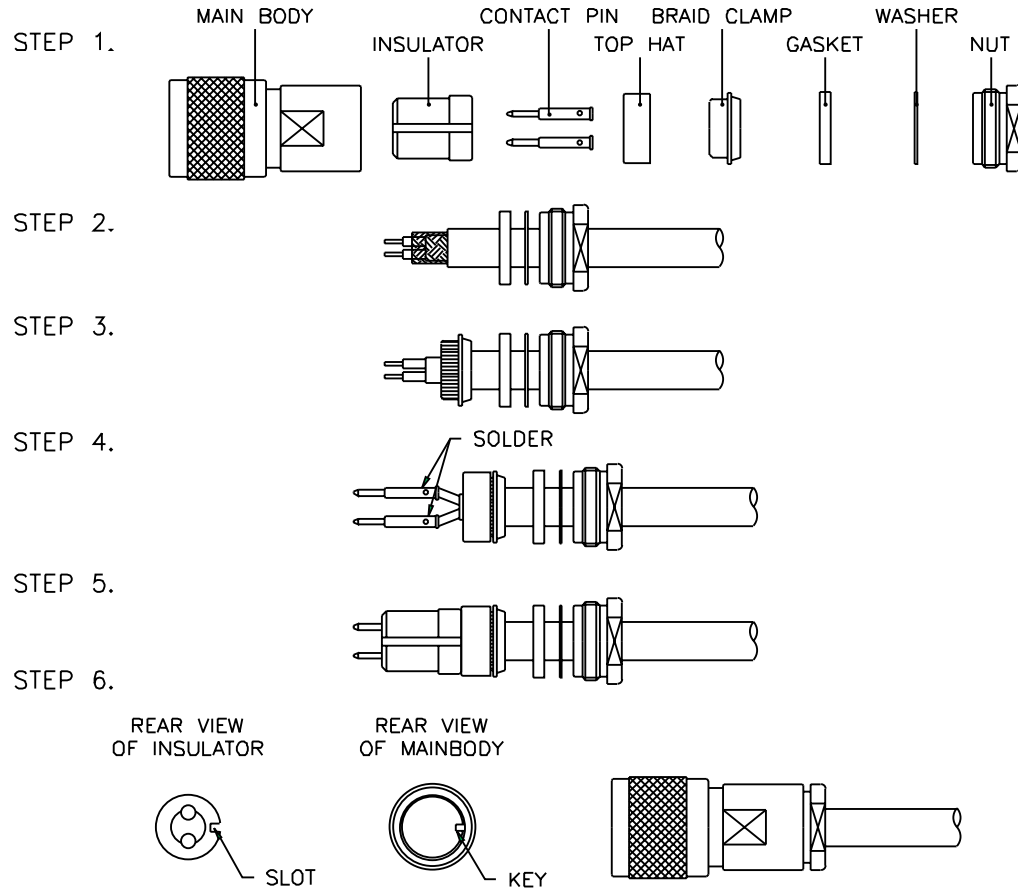
### CLAMP



- STEP 1. All parts of the connector are shown.
- STEP 2. Strip the cable inner conductor, dielectric, outer conductor, and jacket as per "RECOMMENDED CABLE STRIPPING DIM'S" in catalog.
- STEP 3. Thread the GASKET onto the cable until it is against the cable jacket.
- STEP 4. Thread the CLAMP NUT onto the cable until the A dimension is 1-1.5 mm, then push the TOP HAT onto the outer conductor of cable inside as shown.
- STEP 5. Thread the MAIN BODY onto the CLAMP NUT and tighten the connection with wrenches, hold the CLAMP NUT and turn only the MAIN BODY.

## CABLE ASSEMBLY INSTRUCTIONS

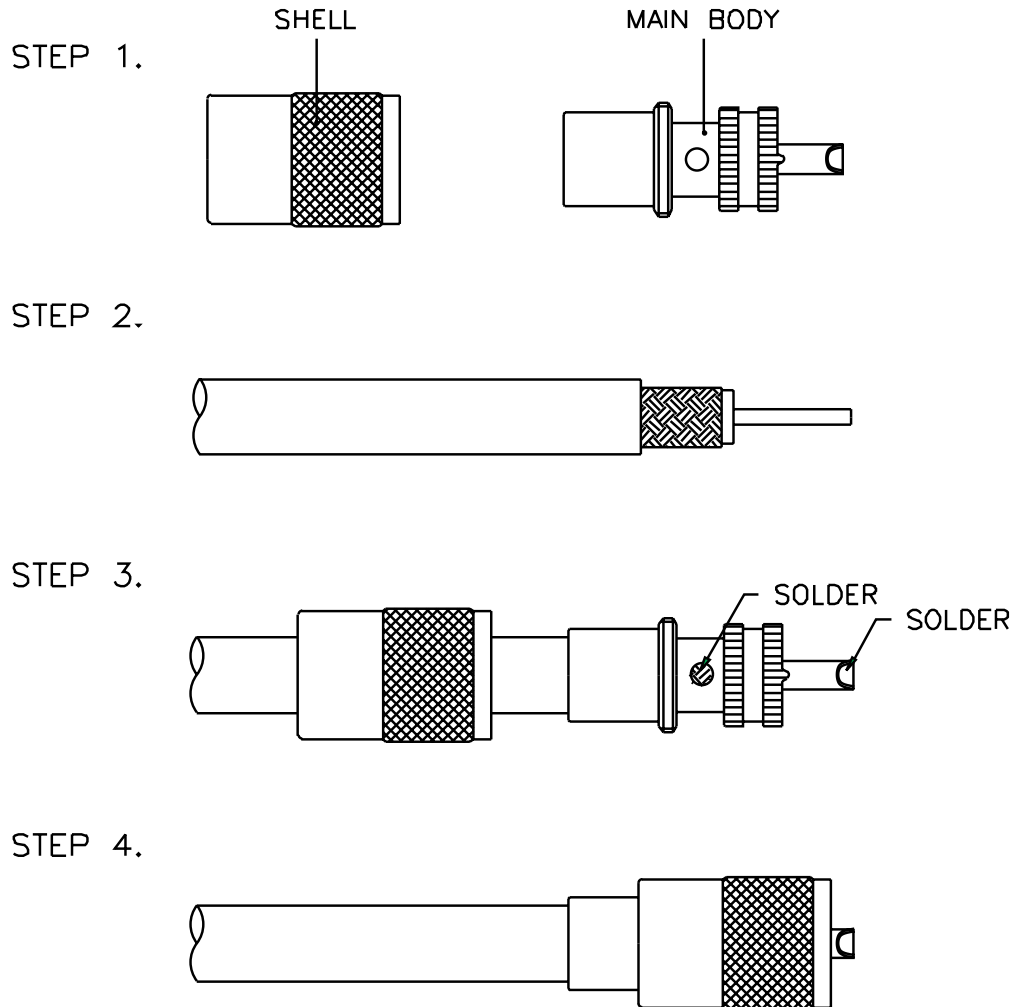
### CLAMP



- STEP 1. All parts of the connector are shown.
- STEP 2. Strip the cable inner conductor, dielectric, and jacket as per "RECOMMENDED CABLE STRIPPING DIM'S" in catalog. Then slide the NUT, WASHER, and GASKET onto cable.
- STEP 3. Place the BRAID CLAMP over braid and push back against cable jacket. Fold back braid wire as shown.
- STEP 4. Slide the TOP HAT against the BRAID CLAMP. Then insert inner conductor into the CONTACT PINs and solder them.
- STEP 5. Insert the CONTACT PINs into the INSULATOR until the INSULATOR is against the TOP HAT.
- STEP 6. Insert cable and parts into the MAIN BODY, aligning slot of the INSULATOR with key in the MAIN BODY. Then screw the NUT until it is tight.

## CABLE ASSEMBLY INSTRUCTIONS

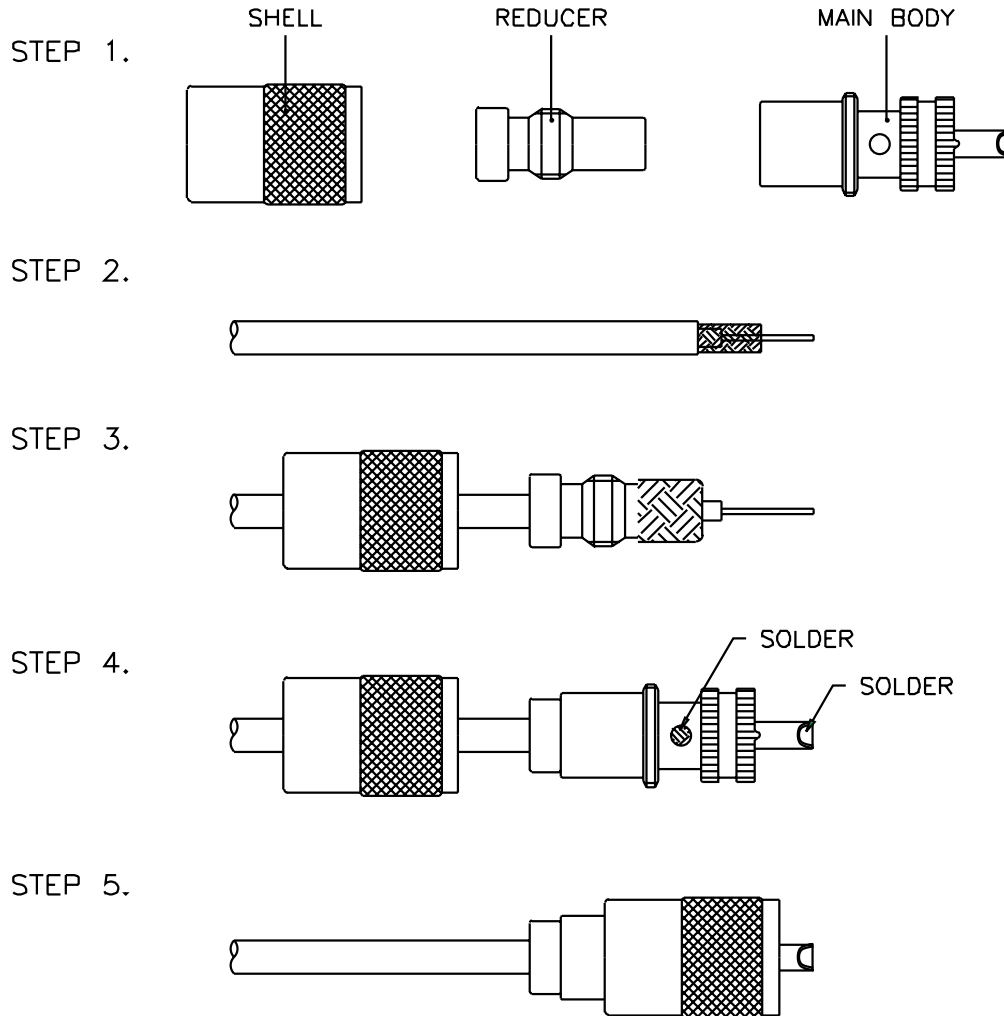
### SOLDER (US STANDARD)



- STEP 1. All parts of the connector are shown.
- STEP 2. Strip the cable inner conductor, dielectric, braid, and jacket as per "RECOMMENDED CABLE STRIPPING DIM'S" in catalog.
- STEP 3. Slide the SHELL onto cable, then screw the MAIN BODY onto cable and solder it as shown.
- STEP 4. Slide the SHELL forward and screw in place on the MAIN BODY.

## CABLE ASSEMBLY INSTRUCTIONS

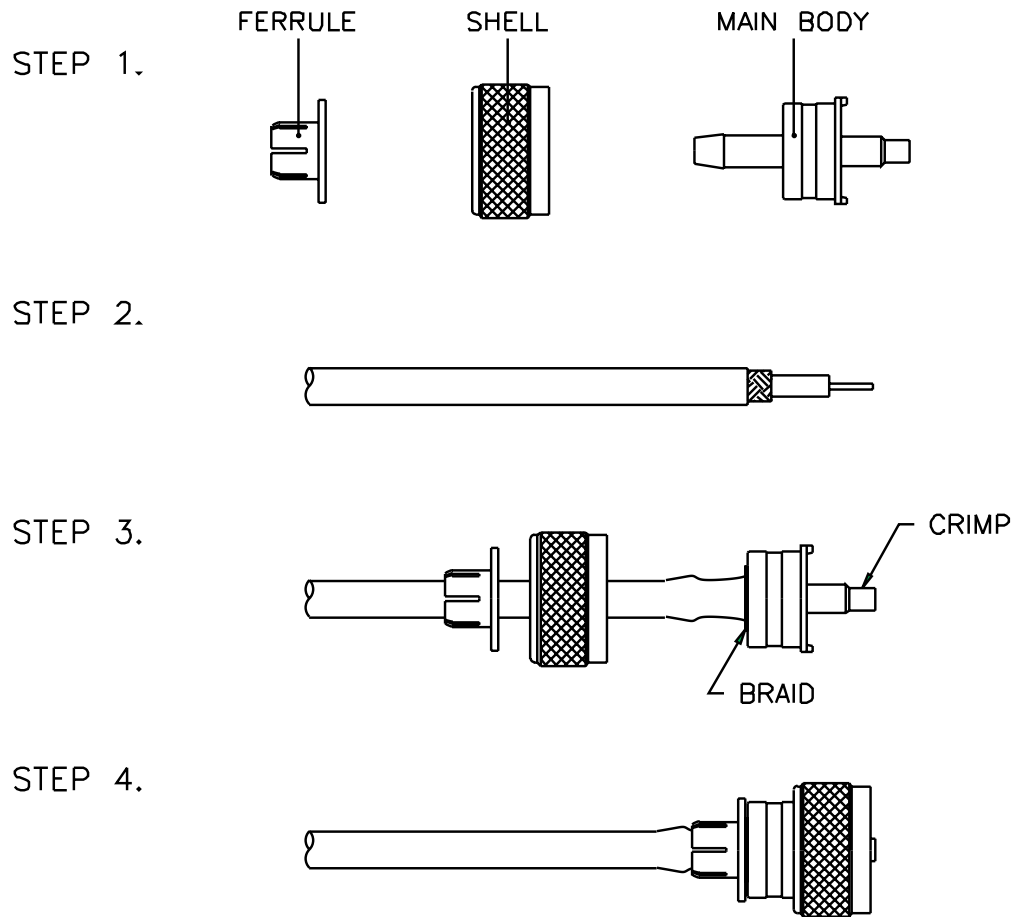
### SOLDER (WITH REDUCER)



- STEP 1. All parts of the connector are shown.
- STEP 2. Strip the cable inner conductor, dielectric, braid, and jacket as per "RECOMMENDED CABLE STRIPPING DIM'S" in catalog.
- STEP 3. Slide the **SHELL** and **REDUCER** onto cable, then fold back braid wire over the **REDUCER** as shown.
- STEP 4. Screw the **MAIN BODY** onto the **REDUCER** and solder it as shown.
- STEP 5. Slide the **SHELL** forward and screw in place on the **MAIN BODY**.

## CABLE ASSEMBLY INSTRUCTIONS

FCP



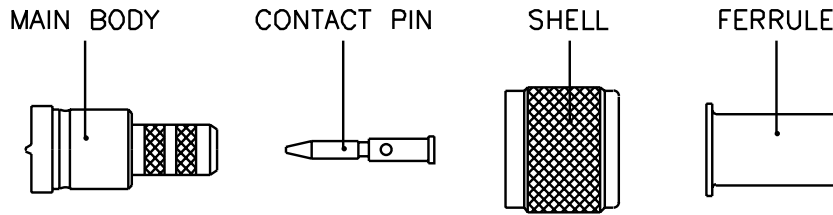
- STEP 1. All parts of the connector are shown.
- STEP 2. Strip the cable inner conductor, dielectric, braid, and jacket as per "RECOMMENDED CABLE STRIPPING DIM'S" in catalog.
- STEP 3. Slide the FERRULE and SHELL onto cable one by one, and insert the MAIN BODY into braid and dielectric until it is against cable jacket. Then crimp the CONTACT PIN as shown.
- STEP 4. Slide the SHELL onto the MAIN BODY, and push the FERRULE until it is against the MAIN BODY. If inner conductor sticks out beyond the CONTACT PIN, trim it.




## CABLE ASSEMBLY INSTRUCTIONS

### CRIMP - CRIMP

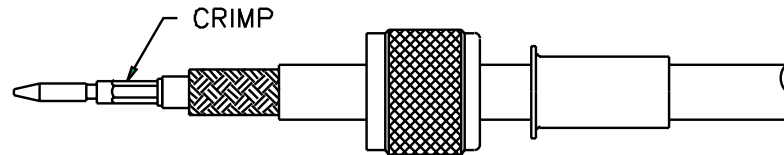
STEP 1.



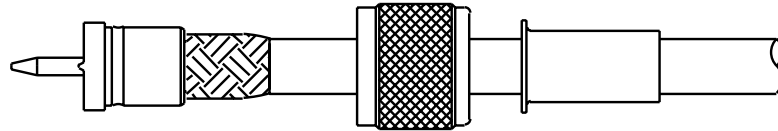
STEP 2.



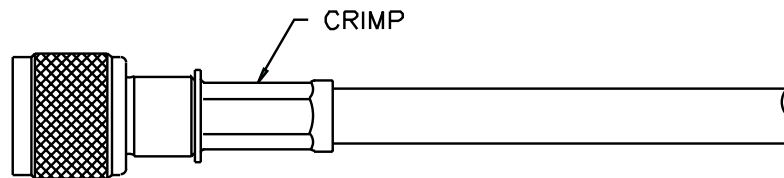
STEP 3.



STEP 4.



STEP 5.

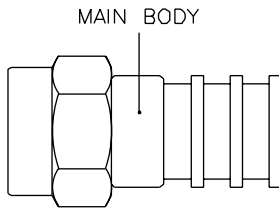


- STEP 1. All parts of the connector are shown. A crimp tool is necessary to complete the connection.
- STEP 2. Strip the cable inner conductor, dielectric, braid, and jacket as per "RECOMMENDED CABLE STRIPPING DIM'S" in catalog.
- STEP 3. Insert inner conductor into the CONTACT PIN, crimp it with the crimp tool as shown. Then slide the FERRULE and SHELL onto cable one by one.
- STEP 4. Insert the MAIN BODY under braid and dielectric.
- STEP 5. Slide the SHELL until it is against the MAIN BODY, then slide the FERRULE over braid, crimp it with the crimp tool as shown.

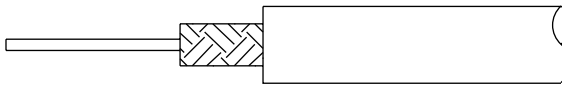
## CABLE ASSEMBLY INSTRUCTIONS

### CRIMP

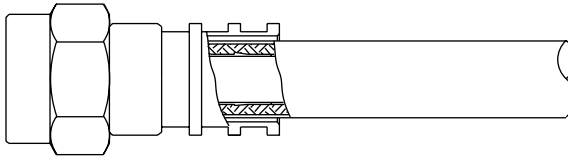
#### STEP 1.



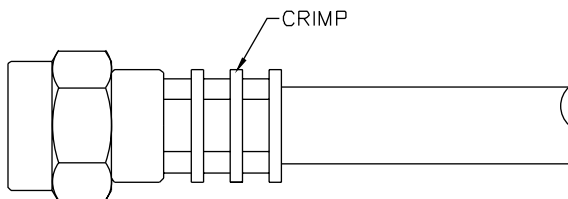
#### STEP 2.



#### STEP 3.



#### STEP 4.

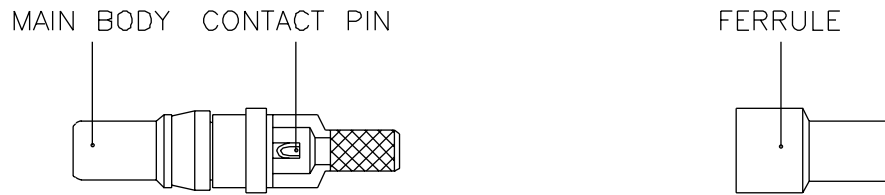


- STEP 1. All parts of the connector are shown. A crimp tool is necessary to complete the connection.
- STEP 2. Strip the inner conductor, dielectric, braid, and jacket as per "RECOMMENDED CABLE STRIPPING DIM'S" in catalog.
- STEP 3. Insert cable into the back end of MAIN BODY gently, and feed it into the guide hole.
- STEP 4. Crimp it with the crimp tool as shown.

## CABLE ASSEMBLY INSTRUCTIONS

### CRIMP

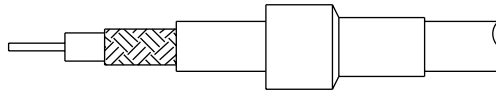
#### STEP 1.



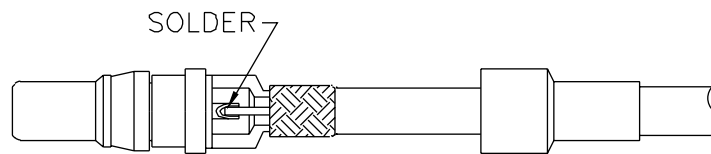
#### STEP 2.



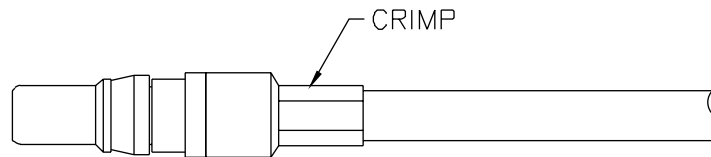
#### STEP 3.



#### STEP 4.



#### STEP 5.



STEP 1. All parts of the connector are shown. A crimp tool is necessary to complete the connection.

STEP 2. Strip the inner conductor, dielectric, braid, and jacket as per "RECOMMENDED CABLE STRIPPING DIM'S" in catalog.

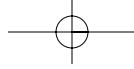
STEP 3. Slide the FERRULE onto cable.

STEP 4. Solder inner conductor to contact pin of the MAIN BODY as shown.

STEP 5. Slide the FERRULE over braid; crimp it with the crimp tool as shown.

## INDEX OF PART NUMBERS

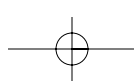
<i>part number</i>	<i>page</i>	<i>part number</i>	<i>page</i>	<i>part number</i>	<i>page</i>	<i>part number</i>	<i>page</i>	<i>part number</i>	<i>page</i>	<i>part number</i>	<i>page</i>
<b>BNC</b>		112200	73	112354	79	112438	89	112533	69	112619	78
112108	69	112201	73	112356	79	112439	90	112536	86	112622	87
112110	69	112202	75	112358	79	112440	90	112538	85	112624	83
112112	69	112204	75	112359	79	112443	90	112539	73	112625	69
112114	69	112205	75	112360	79	112444	90	112540	73	112627	69
112116	69	112206	75	112362	79	112445	91	112543	85	112628	74
112118	69	112208	75	112363	79	112446	91	112544	70	112629	75
112119	69	112209	75	112372	79	112447	91	112551	70	112630	75
112120	69	112210	75	112374	79	112448	91	112552	70	112631	74
112122	69	112213	75	112375	79	112449	91	112553	85	112632	76
112123	69	112218	75	112376	79	112450	91	112553-10	85	112633	87
112124	70	112221	75	112378	79	112451	91	112554	85	112634	76
112127	70	112226	76	112379	79	112452	91	112558	79	112635	76
112128	70	112229	76	112380	81	112453	91	112559	74	112636	74
112132	70	112234	76	112382	81	112454	91	112562	69	112639	84
112133	70	112235	76	112383	81	112455	92	112563	69	112640	87
112134	70	112236	77	112384	81	112456	92	112565	69	112641	87
112135	70	112238	77	112386	81	112461	92	112567	92	112642	79
112136	71	112239	77	112387	81	112462	92	112568	76	112644	70
112137	71	112244	77	112396	81	112467	72	112575	82	112645	74
112138	71	112247	77	112398	81	112470	72	112575-75	82	112646	72
112139	71	112252	77	112399	81	112477	79	112576	69	112647	74
112140	71	112253	77	112400	81	112483	86	112577	80	112648	76
112142	71	112272	78	112402	81	112485	80	112578	86	112649	74
112144	74	112274	78	112403	81	112486	80	112579	83	112650	69
112146	74	112275	78	112404	85	112487	88	112580	76	112652	77
112147	74	112280	78	112405	85	112488	88	112581	76	112653	84
112148	74	112283	78	112406	86	112492	84	112586	86	112654	76
112150	74	112288	78	112407	86	112494	88	112587	76	112655	91
112152	74	112289	78	112408	87	112495	88	112588	72	112657	79
112155	74	112290	84	112409	87	112502	88	112589	69	112659	88
112160	74	112291	84	112410	87	112503	88	112590	92	112660	90
112161	74	112292	80	112411	87	112504	93	112591	85	112661	90
112162	72	112294	80	112412	88	112505	75	112593	75	112662	75
112164	72	112295	80	112413	88	112507	69	112594	72	112669	69
112165	72	112296	80	112414	88	112508	69	112595	72	112700	69
112166	72	112298	80	112415	88	112509	69	112596	72	112950	69
112168	72	112299	80	112416	88	112511	84	112597	69	112951	69
112169	72	112300	80	112417	88	112512	70	112598	74	112952	69
112170	72	112302	80	112418	88	112513	74	112599	72	112953	69
112173	72	112303	80	112419	88	112514	69	112600	75	112955	70
112174	72	112308	80	112420	82	112515	85	112601	72	112956	69
112177	72	112310	80	112421	82	112516	70	112602	75	112957	69
112178	72	112312	80	112424	82	112517	76	112603	74	112958	69
112179	72	112314	80	112424T	82	112519	69	112604	75	112960	72
112182	73	112324	81	112425	82	112520	70	112605	74	112961	72
112184	73	112326	81	112426	82	112521	70	112606	69	112962	72
112185	73	112327	81	112427	82	112522	76	112607	83	112965	74
112186	73	112328	81	112428	82	112524N	84	112608	87	112966	74
112189	73	112330	81	112429	82	112524S	84	112609	76	112969	76
112190	73	112332	79	112431	82	112526	72	112612	80	112970	76
112193	73	112334	79	112432	82	112527	78	112613	80	112973	74
112194	73	112335	79	112433	89	112528	72	112614	73	112974	74
112197	73	112348	79	112434	89	112529	74	112615	74	112975	70
112198	73	112350	79	112435	89	112530	78	112616	78	112982	75
112199	73	112351	79	112436	89	112531	79	112617	73		
		112352	79	112437	89	112532	89	112618	74		



INDEX OF PART NUMBERS

INDEX OF PART NUMBERS

<i>part number</i>	<i>page</i>	<i>part number</i>	<i>page</i>	<i>part number</i>	<i>page</i>	<i>part number</i>	<i>page</i>	<i>part number</i>	<i>page</i>	<i>part number</i>	<i>page</i>
<b>TNC</b>		122196.....	105	122297.....	108	122357.....	116	122424.....	102	132116.....	31
122100.....	97	122197.....	105	122298.....	108	122358.....	104	122425.....	103	132117.....	31
122103.....	97	122202.....	104	122300.....	108	122363.....	103	122426.....	97	132118.....	31
122104.....	97	122204.....	104	122301.....	108	122365.....	100	122427.....	114	132119.....	31
122107.....	97	122205.....	104	122302.....	109	122368.....	111	122428.....	104	132120.....	32
122108.....	97	122210.....	105	122304.....	109	122370.....	104	122429.....	99	132121.....	32
122110.....	97	122211.....	105	122305.....	109	122372.....	97	122430.....	100	132122.....	30
122111.....	97	122230.....	106	122306.....	109	122373.....	102	122439.....	111	132122SS.....	30
122112.....	98	122232.....	106	122308.....	109	122374.....	106	122440.....	111	132123.....	30
122114.....	98	122233.....	106	122309.....	109	122375.....	98	122441.....	104	132124.....	33
122115.....	98	122234.....	106	122310.....	109	122376.....	101	122442.....	106	132125.....	33
122116.....	98	122236.....	106	122312.....	109	122377.....	102	122443.....	110	132126.....	34
122117.....	98	122237.....	106	122313.....	109	122379.....	106	122446.....	108	132127.....	34
122118.....	99	122238.....	106	122314.....	109	122380.....	114	122447.....	98	132128.....	34
122119.....	99	122240.....	106	122316.....	109	122381.....	108	122448.....	100	132129.....	34
122120.....	99	122241.....	106	122317.....	109	122382.....	103	122449.....	102	132130.....	35
122122.....	102	122246.....	106	122318.....	111	122383.....	111	122450.....	104	132131.....	35
122124.....	102	122247.....	106	122319.....	111	122384.....	111	122452.....	109	132132.....	35
122125.....	102	122248.....	110	122320.....	111	122385.....	110	122453.....	102	132133.....	36
122130.....	102	122249.....	110	122321.....	111	122386.....	98	122454.....	105	132134.....	36
122132.....	102	122250.....	107	122322.....	111	122386HEX.....	98	122457.....	98	132134-10.....	36
122133.....	102	122252.....	107	122323.....	111	122387.....	98	122458RP.....	107	132135.....	36
122138.....	102	122253.....	107	122324.....	111	122389.....	106	122459RP.....	107	132136.....	36
122139.....	102	122254.....	107	122325.....	111	122390.....	97	122460.....	106	132137.....	38
122140.....	100	122256.....	107	122326.....	111	122391.....	97	122462.....	112	132138.....	38
122142.....	100	122257.....	107	122327.....	111	122392.....	102	122463.....	104	132139.....	38
122143.....	100	122258.....	107	122328.....	111	122393.....	97	122464.....	100	132140.....	39
122144.....	100	122260.....	107	122329.....	111	122394.....	97	122465.....	97	132141.....	39
122146.....	100	122261.....	107	122330.....	112	122395.....	98	122466.....	103	132142.....	39
122147.....	100	122262.....	107	122331.....	112	122396.....	110	122469.....	104	132143.....	39
122148.....	100	122264.....	107	122332.....	112	122397.....	108	122470.....	97	132144.....	41
122149.....	100	122265.....	107	122333.....	112	122398.....	97	122471.....	97	132145.....	41
122150.....	100	122266.....	107	122334.....	112	122400.....	104	122472.....	98	132146.....	41
122152.....	100	122268.....	107	122335.....	112	122401.....	104	122473.....	102	132147.....	41
122153.....	100	122269.....	107	122336.....	112	122402.....	108	122950.....	97	132148.....	42
122154.....	101	122270.....	107	122337.....	112	122403.....	104	122951.....	97	132149.....	42
122156.....	101	122272.....	107	122338.....	112	122405.....	103			132150.....	42
122157.....	101	122273.....	107	122339.....	112	122406.....	104	<b>SMA</b>		132151.....	42
122158.....	101	122274.....	108	122340.....	113	122407.....	100	132100.....	27	132152.....	43
122159.....	101	122276.....	108	122341.....	113	122408.....	97	132100SS.....	27	132153.....	43
122160.....	103	122277.....	108	122342.....	113	122409.....	102	132101.....	27	132154.....	43
122162.....	103	122278.....	108	122343.....	113	122410.....	97	132102.....	27	132155.....	43
122163.....	103	122280.....	108	122344.....	113	122411.....	100	132103.....	28	132156.....	44
122168.....	103	122281.....	108	122345.....	113	122412.....	102	132104.....	28	132157.....	44
122170.....	103	122282.....	108	122346.....	114	122413.....	103	132105.....	28	132158.....	44
122171.....	103	122284.....	108	122347.....	114	122414.....	100	132106.....	28	132159.....	44
122176.....	103	122285.....	108	122348.....	115	122415.....	103	132107.....	29	132160.....	45
122178.....	103	122286.....	108	122349.....	115	122416.....	100	132108.....	29	132161.....	45
122179.....	103	122288.....	108	122350.....	115	122417.....	97	132109.....	29	132162.....	45
122184.....	103	122289.....	108	122351.....	115	122418.....	102	132110.....	29	132163.....	45
122186.....	103	122290.....	108	122352.....	115	122419.....	106	132111.....	28	132164.....	46
122187.....	103	122292.....	108	122353.....	115	122420.....	101	132112.....	28	132165.....	46
122192.....	104	122293.....	108	122354.....	116	122421.....	102	132113.....	30	132166.....	46
122193.....	104	122294.....	108	122355.....	116	122422.....	101	132114.....	30	132167.....	46
122194.....	105	122296.....	108	122356.....	116	122423.....	102	132114SS.....	30	132168.....	47

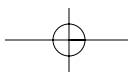


## INDEX OF PART NUMBERS

part number	page	part number	page	part number	page	part number	page	part number	page	part number	page
132168SS.....	47	132260.....	31	<b>SMB</b>		142163.....	62	142229.....	54	142288.....	56
132169.....	47	132262.....	42	142101.....	54	142164.....	62	142230.....	57	142289.....	55
132169SS.....	47	132264.....	37	142103.....	54	142165.....	62	142231.....	57	142290.....	55
132170.....	47	132264SS.....	37	142105.....	56	142166.....	62	142232.....	57	142291.....	55
132170-11.....	47	132264-10SS.....	37	142107.....	56	142167.....	62	142233.....	57	142292.....	55
132171.....	47	132266.....	27	142109.....	57	142169.....	60	142234.....	57	142293.....	66
132172.....	48	132266SS.....	27	142111.....	57	142176.....	56	142235.....	57	142293-10.....	66
132173.....	30	132267.....	40	142113.....	56	142178.....	54	142236.....	57	142294.....	66
132174.....	30	132270.....	37	142115.....	56	142179.....	57	142237.....	57	142295.....	66
132176.....	31	132271.....	38	142116.....	58	142180.....	57	142238.....	57	142296.....	66
132178.....	30	132272.....	30	142117.....	58	142181.....	56	142239.....	57	142297.....	59
132179.....	28	132273.....	28	142118.....	58	142182.....	56	142241.....	56	142298.....	66
132182.....	30	132274.....	48	142119.....	58	142183.....	54	142243.....	64	142299.....	63
132188.....	28	132275.....	40	142120.....	58	142184.....	60	142244.....	64	142300.....	63
132191.....	31	132276.....	40	142121.....	58	142185.....	56	142245.....	63	142301.....	57
132193.....	30	132279.....	31	142122.....	58	142186.....	54	142246.....	63	142302.....	66
132194.....	30	132280.....	31	142123.....	58	142187.....	54	142247.....	64	142303.....	66
132195.....	30	132281.....	31	142124.....	58	142188.....	56	142248.....	64	142304.....	66
132197.....	31	132282.....	31	142125.....	58	142189.....	56	142249.....	64	142305.....	65
132198.....	31	132283.....	31	142126.....	58	142190.....	56	142250.....	64	142306.....	62
132199.....	32	132284.....	31	142127.....	58	142191.....	57	142251.....	57	142307.....	62
132200.....	27	132285.....	31	142128.....	58	142192.....	57	142252.....	57	142308.....	66
132201.....	28	132286.....	31	142129.....	58	142193.....	56	142253.....	56	142309.....	66
132203.....	37	132288.....	40	142130.....	58	142194.....	56	142254.....	54	142310.....	63
132204.....	42	132289.....	37	142131.....	58	142195.....	56	142255.....	54	142311.....	59
132214.....	43	132290.....	27	142132.....	59	142196.....	57	142256.....	65		
132215.....	39	132290-10.....	27	142133.....	59	142197.....	65	142257.....	65	<b>SMC</b>	
132216.....	48	132291.....	36	142134.....	59	142198.....	65	142258.....	65	152100.....	54
132217.....	48	132292.....	29	142135.....	59	142199.....	65	142259.....	65	152101.....	54
132220.....	31	132293.....	29	142136.....	59	142200.....	65	142260.....	65	152102.....	56
132224.....	41	132294.....	27	142137.....	59	142202.....	59	142261.....	65	152103.....	56
132225.....	36	132294-10.....	27	142138.....	59	142203.....	56	142262.....	65	152104.....	57
132227.....	38	132296.....	27	142139.....	59	142204.....	60	142263.....	65	152105.....	57
132229.....	31	132298.....	30	142140.....	60	142205.....	56	142264.....	65	152106.....	56
132231.....	30	132299.....	30	142141.....	60	142206.....	56	142265.....	65	152107.....	56
132234.....	30	132300.....	41	142142.....	60	142207.....	66	142266.....	65	152116.....	59
132235.....	30	132301.....	41	142143.....	60	142208.....	54	142267.....	65	152117.....	59
132236.....	31	132302.....	41	142144.....	60	142209.....	60	142268.....	65	152118.....	59
132237.....	31	132304.....	39	142145.....	60	142210.....	60	142269.....	65	152119.....	59
132239.....	30	132318.....	40	142146.....	60	142211.....	54	142270.....	65	152120.....	60
132240.....	31	132319.....	36	142147.....	60	142212.....	54	142271.....	66	152121.....	60
132241.....	31	132320.....	36	142148.....	61	142213.....	57	142272.....	66	152122.....	60
132242.....	30	132321.....	32	142149.....	61	142214.....	57	142273.....	66	152123.....	60
132245.....	31	132322.....	37	142150.....	61	142215.....	54	142274.....	66	152124.....	61
132246.....	31	132324.....	29	142151.....	61	142216.....	56	142275.....	66	152125.....	61
132248.....	27	132325.....	29	142152.....	61	142217.....	59	142276.....	66	152126.....	61
132249.....	27	132326.....	32	142153.....	61	142218.....	61	142277.....	66	152127.....	61
132250.....	28	132327.....	32	142154.....	61	142219.....	54	142278.....	66	152128.....	62
132251.....	28	132328.....	32	142155.....	61	142220.....	54	142280.....	66	152129.....	62
132252.....	29	132329.....	32	142156.....	61	142221-75.....	56	142281.....	66	152130.....	62
132253.....	29	132330.....	32	142157.....	61	142222-75.....	54	142282.....	66	152131.....	62
132254.....	32	132331.....	49	142158.....	61	142224.....	54	142283.....	66	152132.....	54
132255.....	37	132332.....	31	142159.....	61	142225.....	56	142284.....	55	152134.....	54
132257.....	28	132333.....	31	142160.....	62	142226.....	57	142285.....	55	152135.....	54
132259.....	31			142161.....	62	142227.....	57	142286.....	55	152136.....	62
				142162.....	62	142228.....	54	142287.....	55		

**INDEX OF PART NUMBERS**

part number	page	part number	page	part number	page	part number	page	part number	page	part number	page
<b>TWIN</b>		172143.....	124	172215.....	122	<b>UHF</b>		<b>FME</b>		212105.....	165
162100.....	162	172143-10.....	124	172216.....	122	182100.....	147	192100.....	167	212106.....	165
162101.....	162	172146.....	128	172217.....	123	182101.....	147	192101.....	167	212107.....	165
162102.....	162	172147.....	122	172218.....	129	182102.....	147	192102.....	167	212108.....	165
162103.....	163	172148.....	122	172219.....	122	182103.....	147	192103.....	168	212109.....	165
162104.....	163	172149.....	123	172220.....	123	182106.....	147	192104.....	168		
162105.....	163	172153.....	123	172221.....	123	182107.....	148	192105.....	168	<b>F</b>	
162106.....	163	172155.....	128	172222.....	128	182108.....	148	192106.....	168	222113.....	153
162107.....	164	172156.....	122	172223.....	124	182109.....	149	192107.....	169	222114.....	154
162108.....	164	172157.....	122	172228.....	128	182110.....	151	192108.....	169	222114-10.....	155
162109.....	164	172158.....	123	172232.....	128	182111.....	151	192109.....	169	222115.....	153
162112.....	162	172159.....	123	172233.....	133	182112.....	151	192110.....	169	222117.....	153
162113.....	163	172161.....	121	172234.....	130	182113.....	151	192111.....	167	222118.....	153
		172165.....	123	172235.....	122	182114.....	152	192112.....	170	222119.....	153
<b>N</b>		172166.....	121	172236.....	122	182115.....	147	192113.....	170	222120.....	153
172100.....	121	172167.....	122	172237.....	123	182116.....	147	192114.....	167	222121.....	158
172101.....	121	172168.....	123	172238.....	123	182117.....	151	192115.....	167	222122.....	158
172102.....	121	172169.....	124	172239.....	124	182118.....	151	192116.....	167	222123.....	153
172102H243.....	121	172170.....	124	172242.....	123	182120.....	147	192117.....	170	222126.....	153
172103.....	122	172171.....	121	172243.....	130	182121.....	147			222128-10.....	157
172104.....	122	172173.....	124	172245.....	122	182122.....	151	<b>ADAPTERS</b>		222128-11.....	157
172105.....	122	172174.....	124	172246.....	124	182123.....	151	202100.....	94	222131.....	157
172106.....	123	172175.....	124	172248.....	130	182124.....	147	202100-10.....	94	222141.....	156
172107.....	123	172176.....	122	172249.....	121	182125.....	151	202101.....	117	222142.....	156
172108.....	123	172177.....	122	172252.....	122	182126.....	151	202102.....	134, 150	222144.....	155
172111.....	125	172178.....	122	172255.....	126	182128.....	148	202103.....	93	222145.....	159
172112.....	125	172179.....	122	172255-10.....	126	182129.....	148	202104.....	93	222146.....	156
172113.....	125	172180.....	122	172258.....	123	182302.....	151	202105.....	93	222147.....	153
172113H243.....	125	172181.....	127	172259.....	121	182306.....	148	202106.....	93	222150.....	155
172114.....	125	172182.....	124	172260.....	127	182307.....	148	202107.....	93	222150-10.....	155
172115.....	125	172185.....	126	172261.....	133	182308.....	151	202108.....	93	222151.....	156
172116.....	125	172186.....	128	172263.....	122	182309.....	151	202109.....	150	222152.....	153
172117.....	127	172187.....	129	172264.....	123	182310.....	147	202109-10.....	150	222153.....	154
172118.....	127	172189.....	127	172265.....	124	182311.....	147	202110.....	150	222154.....	159
172119.....	127	172190.....	129	172266.....	122	182312.....	151	202111.....	93	222155.....	159
172120.....	128	172192.....	123	172267.....	122	182314.....	151	202112.....	49	222156.....	158
172121.....	128	172193.....	133	172268.....	122	182316.....	151	202112SS.....	49	222157.....	158
172122.....	131	172195.....	129	172269.....	123	182317.....	151	202112-10.....	49	222158.....	154
172123.....	131	172196.....	128	172270.....	126	182318.....	151	202113.....	93	222158-10.....	155
172123-10.....	131	172201.....	128	172274.....	124	182319.....	149	202114.....	94	222159.....	154
172124.....	131	172202.....	121	172276.....	131	182320.....	149	202115.....	94	222160.....	154
172125.....	132	172203.....	122	172277.....	126	182322.....	148	202117.....	117	222161.....	155
172126.....	133	172204.....	122	172278.....	132	182323.....	151	202118.....	117	222162.....	154
172127.....	132	172205.....	122	172278-10.....	132	182324.....	151	202119.....	93	222163.....	154
172128.....	121	172206.....	121	172281.....	121	182325.....	151	202120.....	93	222164.....	154
172129.....	123	172207.....	122	172282.....	121	182326.....	151			222166.....	153
172132.....	123	172208.....	124	172283.....	124	182327.....	151	<b>D-SUBCONTACT</b>		222167.....	154
172133.....	121	172209.....	122	172286.....	122	182328.....	152	212100.....	165	222167-10.....	155
172135.....	121	172210.....	127	172287.....	124	182329.....	151	212100-10.....	165	222168.....	154
172137.....	123	172211.....	121	172290.....	121	182330.....	147	212101.....	165	222168-10.....	155
172138.....	123	172212 RP.....	131	172294.....	121			212101-10.....	165	222173.....	153
172139.....	121	172213 RP.....	131	172295.....	122			212102.....	165	222175.....	153
172140.....	121	172214.....	121	172297.....	122			212103.....	165	222176.....	155
172142.....	121							212104.....	165	222177.....	155



# INDEX OF PART NUMBERS

<b>ADAPTERS</b>	242155.....178	252123.....20	<b>MMCX</b>	272121.....140	<b>TOOLS</b>
242100.....176	242156.....171	252124.....23	262100.....10	272122.....140	47001.....183
242101.....176	242157.....171	252125.....23	262101.....10	272123.....140	47009.....183
242102.....172	242158.....171	252126.....19	262102.....10	272124.....140	47-10063.....183
242103.....172	242161.....171	252127.....19	262103.....10	272128.....140	47-10070.....183
242104.....172	242162.....171	252128.....22	262104.....12	272129.....140	47-10090.....183
242105.....172	242163.....171	252129.....22	262105.....12	272130.....142	47-10100.....183
242106.....172	242164.....171	252130.....21	262106.....12	272131.....142	47-10110.....183
242107.....172	242165.....171	252131.....21	262107.....13	272132.....142	47-10120.....183
242108.....174	242166.....171	252132.....23	262108.....11	272133.....142	47-10150.....183
242109.....174	242167.....171	252133.....23	262109.....12	272134.....143	47-10160.....183
242110.....174	242168.....171	252134.....20	262110.....10	272135.....143	47-10180.....183
242111.....174	242169.....171	252135.....20	262111.....10	272136.....138	47-10190.....184
242112.....173	242170.....171	252136.....20	262112.....9	272137.....138	47-10192.....184
242113.....173	242171.....171	252137.....20	262113.....9	272138.....137	47-10200.....183
242114.....173	242172.....171	252138.....20	262114.....11	272139.....137	47-10210.....183
242115.....173	242173.....171	252138-75.....20	262115.....13	272140.....139	47-10220.....183
242116.....174	242174.....171	252139.....20	262116.....14	272141.....139	47-10230.....183
242117.....174	242175.....171	252139-75.....20	262116TR.....14	272142.....139	47-10240.....183
242118.....174	242176.....171	252140.....22	262117.....11	272143.....139	47-20000.....183, 184
242119.....175	242177.....171	252141.....22	262118.....11	272144.....139	47-20001.....183, 184
242120.....177	242178.....171	252142.....22	262119.....11	272145.....139	47-20002.....183, 184
242121.....176	<b>MCX</b>	252143.....22	262120.....11	272146.....139	47-20003.....183, 184
242122.....176	252100.....20	252144.....21	262121.....11	272147.....139	47-20004.....183, 184
242123.....172	252100-75.....20	252144-75.....21	262122.....11	272148.....139	47-20008.....183, 184
242124.....172	252101.....19	252145.....21	262123.....9	272149.....139	47-20024.....183, 184
242125.....174	252101-75.....19	252145-75.....21	262124.....10	272150.....143	47-20025.....183, 184
242126.....175	252102.....20	252146.....21	262125.....9	272151.....141	47-20026.....183, 184
242127.....175	252102-75.....20	252146-75.....21	262126.....10	272152.....141	47-20027.....183, 184
242128.....175	252103.....19	252147.....21	262127.....9	272153.....141	47-20028.....183, 184
242129.....175	252103-75.....19	252147-75.....21	262128.....9	272154.....141	47-20029.....183, 184
242130.....176	252104.....22	252148.....22	262129.....15	272155.....141	47-20030.....183, 184
242131.....176	252104-01.....22	252149.....22	262130.....15	272156.....141	47-20245.....183, 184
242132.....177	252105.....22	252150.....23	<b>7/16</b>	272157.....141	47-20247.....183
242133.....177	252105-01.....22	252151.....23	272100.....140	272158.....141	47-20249.....183
242134.....179	252106.....19	252152.....22	272101.....140	272159.....141	47-20250.....183
242135.....177	252107.....19	252153.....22	272103.....137	272160.....141	<b>BOOTS</b>
242136.....177	252108.....20	252154.....22	272104.....137	272161.....141	60015-000.....181
242137.....177	252109.....20	252155.....22	272105.....137	272162.....141	60016-000.....181
242138.....177	252110.....19	252156.....19	272106.....137	272163.....137	60017-000.....181
242139.....179	252111.....19	252157.....21	272107.....137	272164.....137	60018-000.....181
242140.....175	252112.....20	252158.....20	272108.....137	272165.....138	60019-000.....181
242141.....175	252113.....20	252159.....21	272109.....137	272166.....138	60020-000.....181
242141RP.....175	252114.....20	252162.....21	272110.....137	272167.....139	60026-000.....181
242142.....176	252115.....20	252163.....21	272111.....138	272168.....139	60030-000.....181
242143.....176	252116.....22	252164.....20	272112.....138	272169.....140	60031-000.....181
242144.....173	252117.....22	252164-75.....20	272113.....138	272171.....142	60032-000.....181
242145.....173	252118.....20	252165.....20	272114.....138	272172.....137	60033-000.....181
242146.....173	252118-75.....20	252165-75.....20	272115.....138	272173.....142	60034-000.....181
242147.....173	252119.....20	252166.....21	272116.....138	272174.....143	60035-000.....181
242148.....178	252119-75.....20	252167.....21	272117.....138	272178.....138	60042-000.....181
242149.....178	252120.....19	252168.....24	272118.....138	272179.....139	60052-000.....181
242150.....178	252120-75.....19	252169.....24	272119.....140		60053-000.....181
242151.....178	252121.....19	252170.....24	272120.....140		60054-000.....181
242152.....177	252121-75.....19	252171.....24			60055-000.....181
242153.....179	252122.....20	252172.....23			60056-000.....181
242154.....179		252173.....23			60057-000.....181
					60058-000.....181