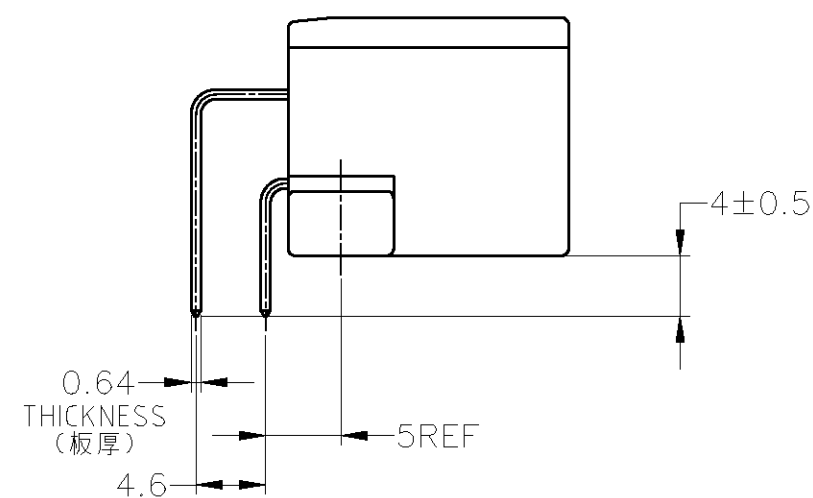
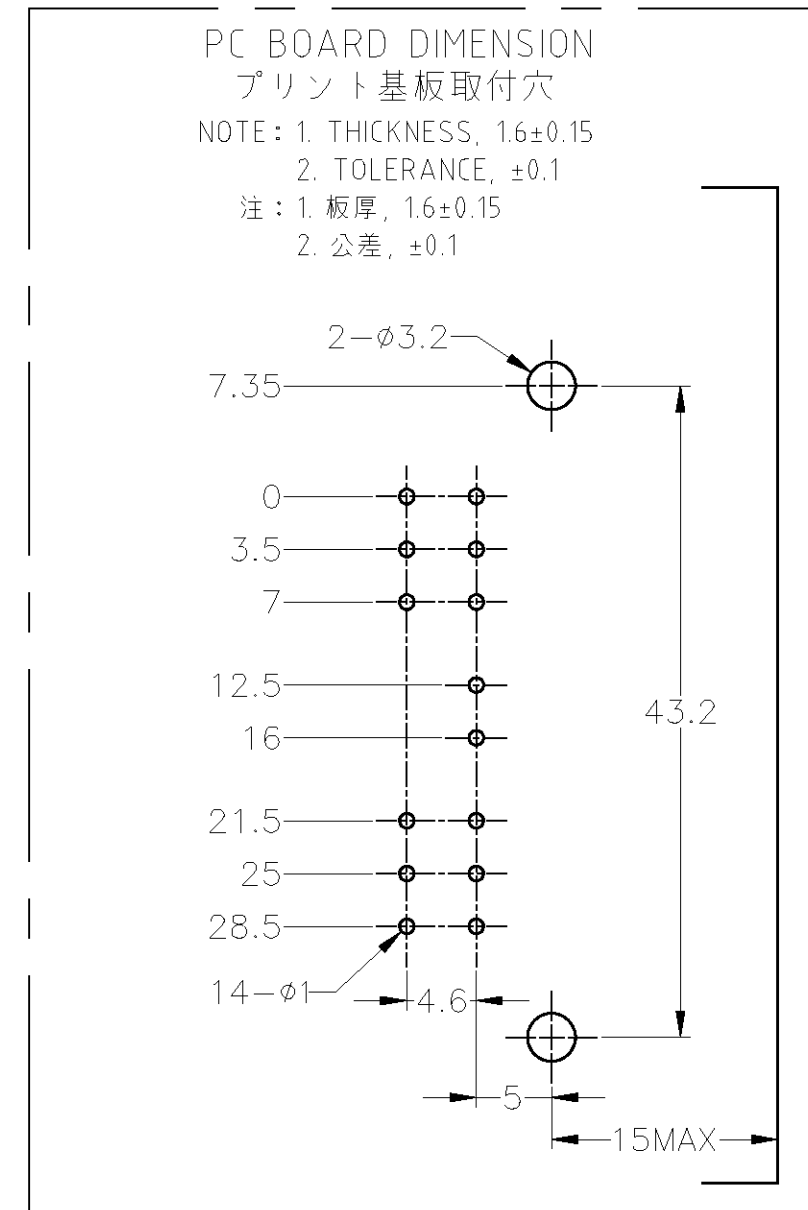
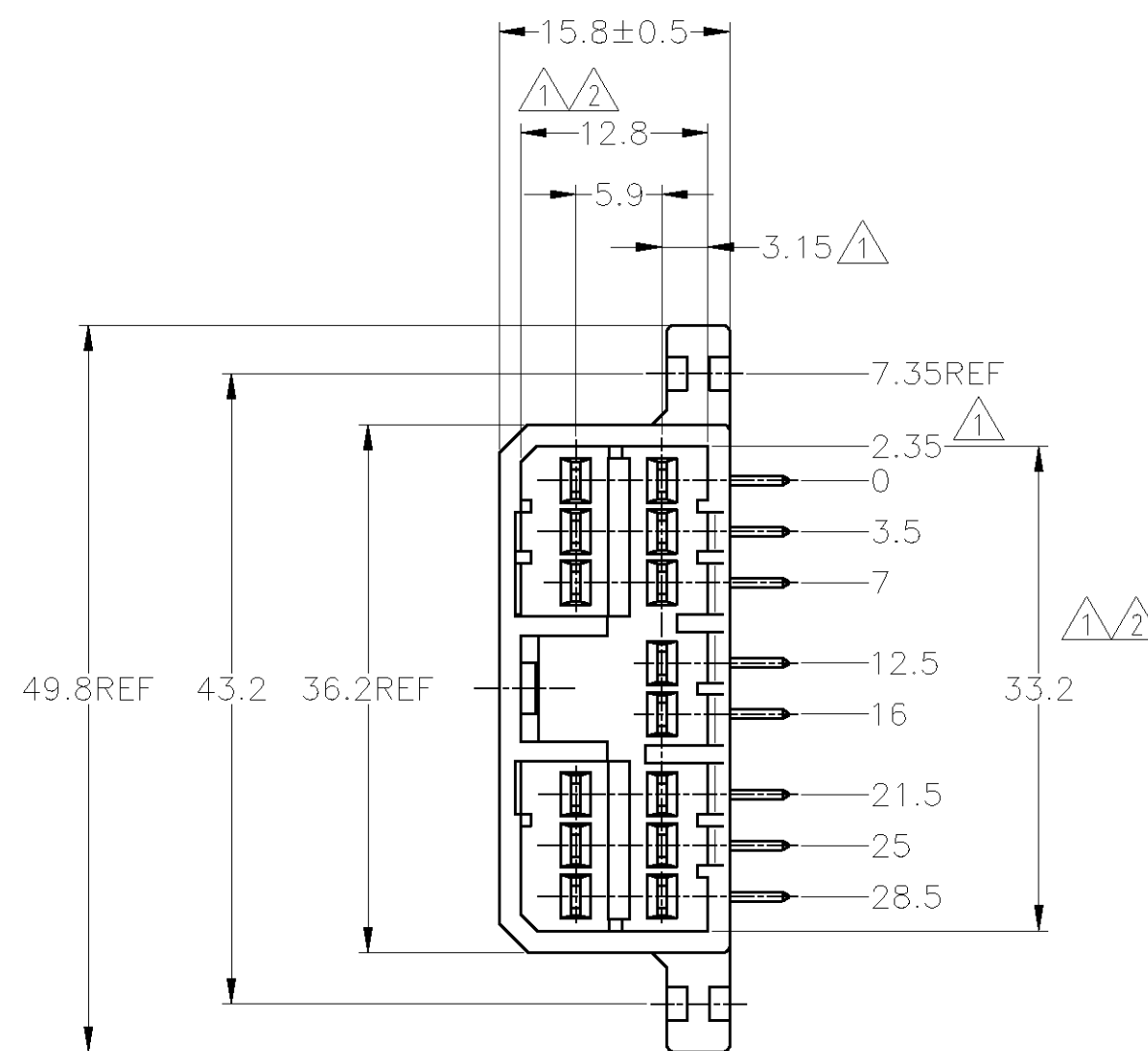
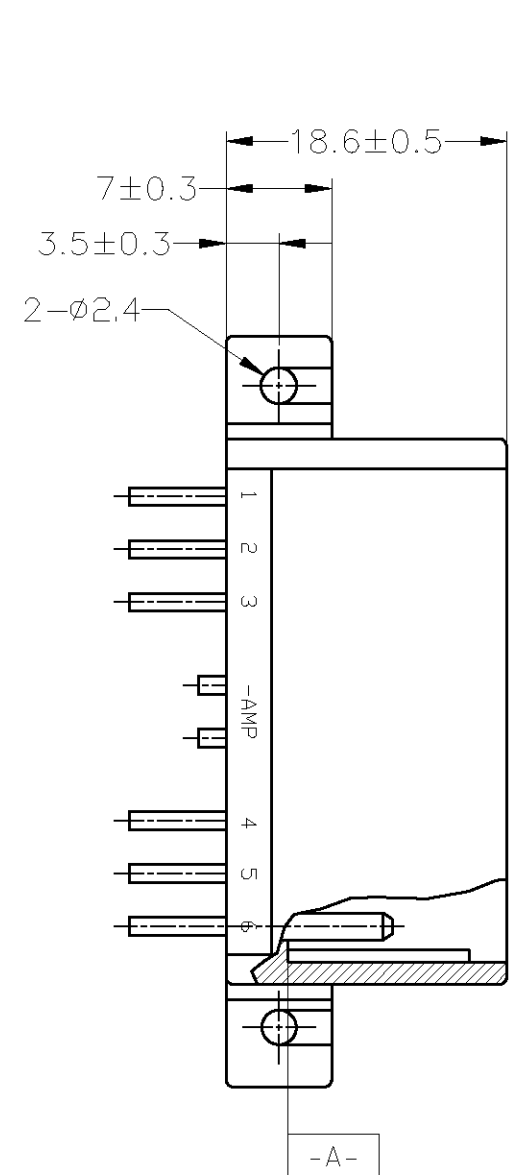


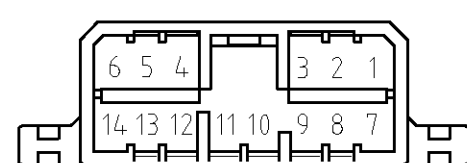
THIS DRAWING IS UNPUBLISHED. RELEASED FOR PUBLICATION
 © COPYRIGHT BY TYCO ELECTRONICS CORPORATION. ALL RIGHTS RESERVED.

LOC	DIST	REVISONS			DATE	DWN	APVD
J	-	P	LTR	DESCRIPTION			
		J1	REVISED	ECR-08-031766	15DEC08	SF	KB



- ① -A- 面より2mmの範囲で測定。
- ② 相手ハウジングと所定の機能を満足して嵌合できること。
- ③ プリント基板への取付は、JIS B1115又は1122, M3×6ナベ (2種又は4種) のタッピンネジで締付けた後ハンダ付する。(締付けトルク4kg-cm以下)
- ④ 回路番号: 下図参照のこと。

- ① TO BE MEASURED BETWEEN -A- AND 2.
- ② TO BE MATE WITH PLUG HSG SMOOTHLY.
- ③ TO BE USE M3 TAPPING SCREW JIS B1115 OR 1122 (TYPE 2 OR 4) BEFORE SOLDER.
- ④ CIRCUIT NUMBER.



V-2	PRE-TIN		-	WHITE	9-173860-1
	SELECTIVE-TIN	PRE-TIN	-	WHITE	7-173860-1
	SELECTIVE-TIN	PRE-TIN	-	GREEN	3-173860-1
	TIN-LEAD	SELECTIVE GOLD	1~14	GREEN	2-173860-4
HB	TIN-LEAD	SELECTIVE GOLD	1~14	WHITE	2-173860-1
	PRE-TIN		-	BLUE	173860-5
	PRE-TIN		-	GRAY	173860-6
	PRE-TIN		-	GREEN	173860-4
	PRE-TIN		-	WHITE	173860-1
	PRE-TIN		-	WHITE	173860-1
FLAMMABILITY OF MATERIAL 使用材料難燃グレード	SOLDERING SIDE 半田付け部	CONTACT SIDE 接触部側	GOLD PLATED CIRCUIT NO 金めっき回路番号	COLOR 色	PART NUMBER 製品型番
	CONTACT FINISH コンタクト仕上		④		

TOLERANCES UNLESS OTHERWISE SPECIFIED

10 _a	±0.2
30 _a	>10 : ±0.25
100 _a	>30 : ±0.3
ANGLE	±3°

THIS DRAWING IS A CONTROLLED DOCUMENT.

DWN	S.FUJITA	10DEC08
CHK	K.BETSUI	10DEC08
APVD	K.BETSUI	10DEC08
PRODUCT SPEC	108-5216	
APPLICATION SPEC	取付適用規格	

MATERIAL: HOUSING: PBT, CONTACT: BRASS

FINISH: 仕上

SEE TABLE

SCALE: 2:1

SHEET: 1 of 1

REV: J1

RESTRICTED TO: -

NAME: 070 SERIES MULTI-LOCK I/O CONNECTOR 14POSITION CAP HOUSING ASSEMBLY (H-TYPE)

SIZE: A2, CAGE CODE: 00779, DRAWING NO: 173860

SCALE: 2:1, SHEET: 1 of 1, REV: J1