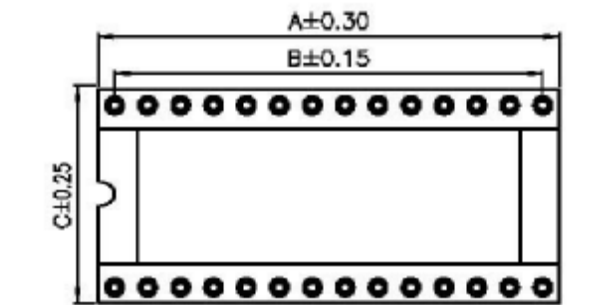
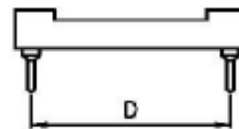
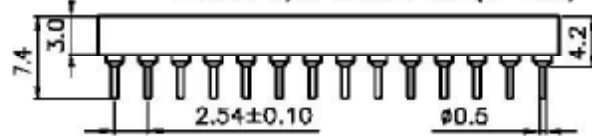


Note1: With middle bar(18-64P)



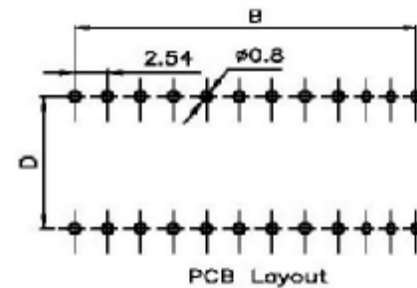
Note2: W/O middle bar(6-16P)



Circuits	DIM.A	DIM.B	DIM.C	DIM.D	Spacing
6	7.62	5.08	10.16	7.62	03
8	10.16	7.62	10.16	7.62	
14	17.78	15.24	10.16	7.62	
16	20.32	17.78	10.16	7.62	
18	22.86	20.32	10.16	7.62	
20	25.40	22.86	10.16	7.62	
24	30.48	27.94	10.16	7.62	04
28	35.56	33.02	10.16	7.62	
24	30.48	27.94	17.78	15.24	06
28	35.56	33.02	17.78	15.24	
32	40.64	38.10	17.78	15.24	
40	50.80	48.26	17.78	15.24	
48	60.96	58.42	17.78	15.24	
64	81.28	78.74	26.00	22.86	

Specifications:

Current rating:1.0A AC/DC  
 Voltage rating:100V AC/DC  
 Contact resistance:10m ohm. max.  
 Insulator resistance:5,000M ohm. Min.  
 Withstanding voltage:600V AC for one minute  
 Operating temperature range:-40°C to +105°C  
 Material and Finish:  
 Insulator:High Temp. Plastic(UL94V-0)  
 Contact:Beryllium Copper(Becu)  
 Plating:Tin Plated



RoHS Compliant

				DRAWN: AMY SHEN	GENERAL TOLERANCE: .X=±0.2 .XX=±0.15		
E				CHECKED: JAMES CHEN	UNIT: MM	DESCRIPTION: 2.54mm IC Socket Machine Pin	SIZE <b>A4</b>
D					SCALE:		
C				APPROVAL: MIKE WU	SHEET: 1 / 1	PART NO: 2121-xxE	
B					PROJECTION:		
A	24-Oct-2005	(PC0001)	Cel King				
REV	DATE	FILE	BY				