Rev	Modification	Date	Validate

RoHS

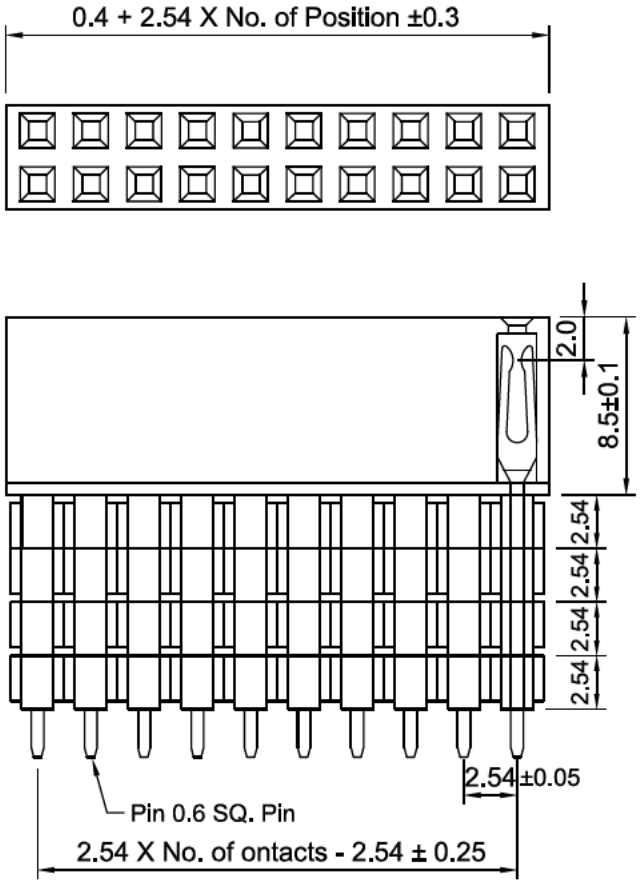

Recommended
P.C. Board Hole Layout

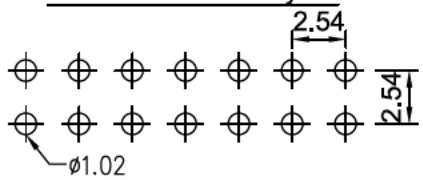

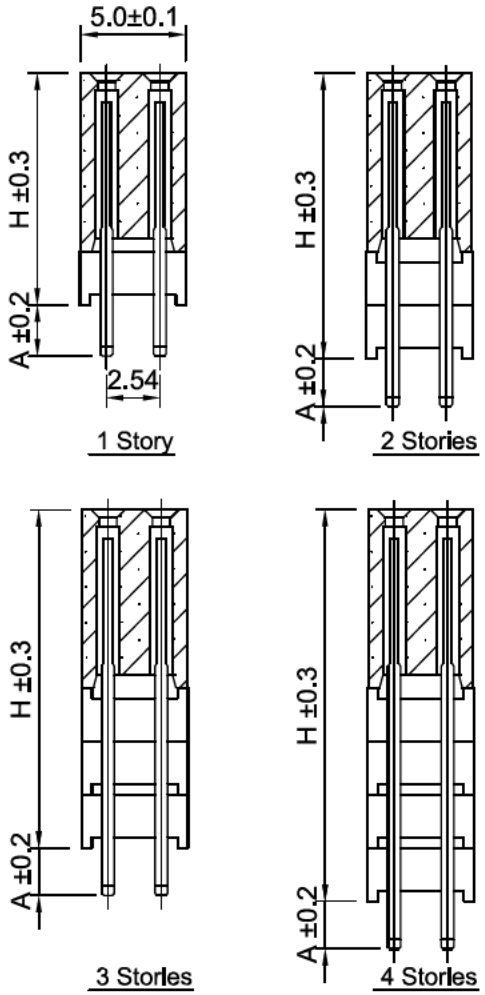

Specifications

Current Rating : 3 Amps
Insulator Resistance : 1000 Megohms min.
Contact Resistance : 20 m ohms max.
Dielectric Withstanding : AC 600V
Operating Temperature : -40°C ~ +105°C
Contact Material : Brass
Insulator Material : Polyester, UL 94V-0 P.B.T.
Contact Plated : Standard:Full Gold Flash

Order Information

2 1 6 0 - A 6 - S 2 XX - XXX XX

- Serial Type
- Terminal Option
  S : Straight Type
- Row Option
  2 : Dual Row
- No. of Pin Per Row
- Elevated Story Option
  See Option
- Contact Plating
  GA : Gold Flash

Option

Elevated Story Option	H	A	Elevated Story Option	H	A
1EA	11.04	7.38	3EA	16.12	2.30
1EB	11.04	12.20	3EB	16.12	7.10
1EC	11.04	2.30			
2EA	13.58	4.84	4EA	18.66	4.60
2EB	13.58	9.65			

GENERIAL TOLERANCE		單 位 (UNIT)	料 號 (PART NO.)	圖號 (DWG NO.)	Linkman
X.± 0.50	X.°± 5°	mm	2160-A6-S2xx-xxxGA	2160-A64	
.X ± 0.20	.X°± 2°	審核 (APPROVAL) James 09-07-15	核對 (CHECKED) Huang 01-07-15	製圖 (DRAWN) Fen-Fen 02-12-10	比 例 SCALE 3:1 / 張 數 SHEET 1/1
.XX ± 0.10	.XX°± 1°				角 法 PROJ. / 更 改 REV. C
DATE	SCM1				名稱 (TITLE): Female Header P2.54mm Elevated Story, Doul Row, Stralght Type