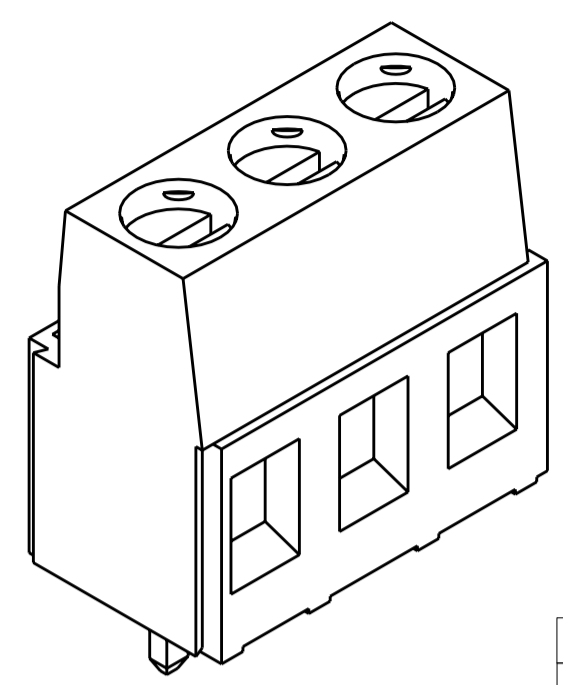
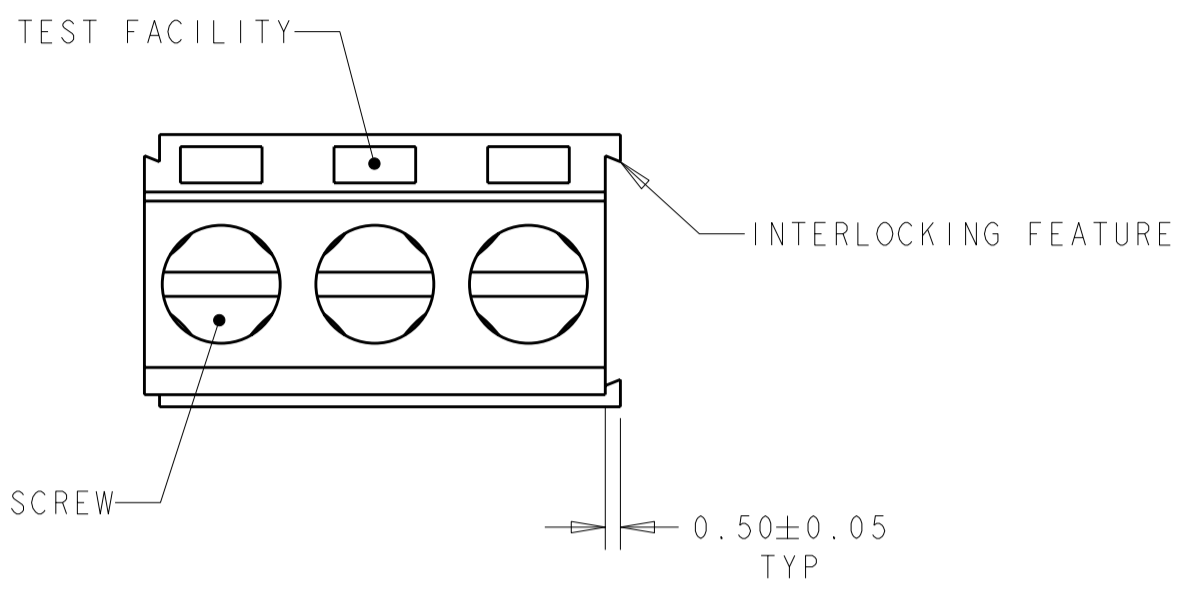


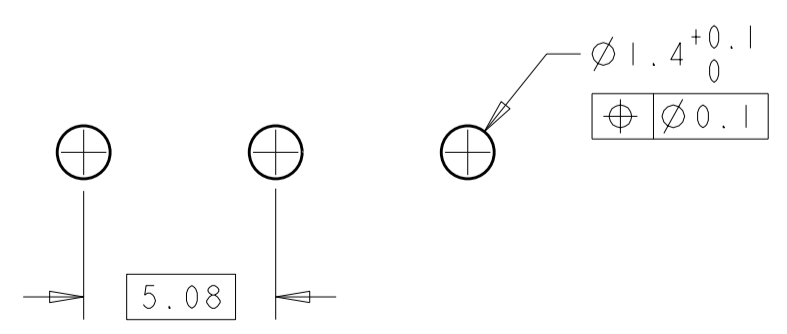
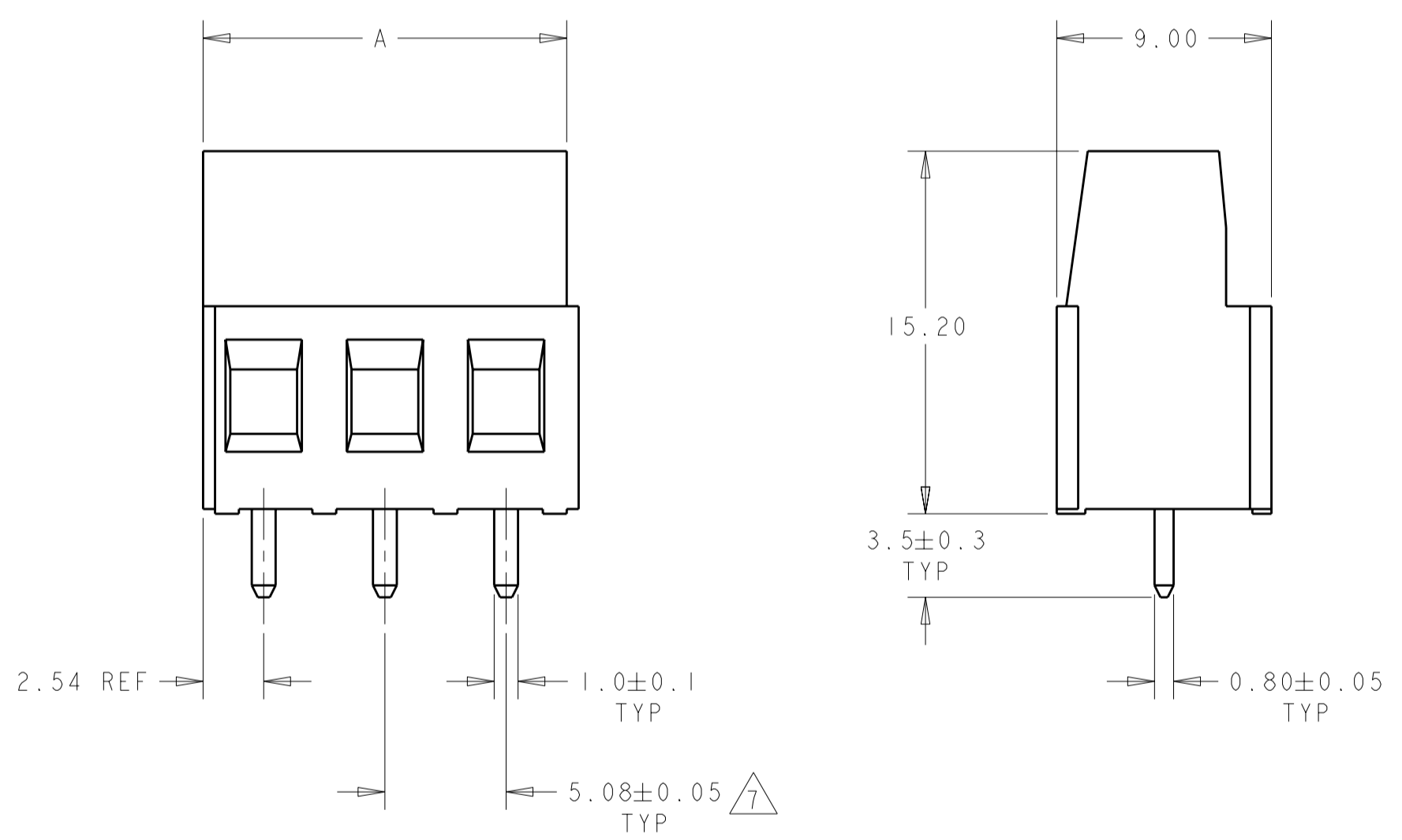
THIS DRAWING IS UNPUBLISHED. RELEASED FOR PUBLICATION 20
 © COPYRIGHT 20 BY TYCO ELECTRONICS CORPORATION. ALL RIGHTS RESERVED.

| LOC | | DIST | | REVISIONS | | | |
|-----|-----|---------------------------|-----------|-----------|------|--|--|
| P | LTR | DESCRIPTION | DATE | DWN | APVD | | |
| | H4 | REVISED PER ECO-09-006546 | 16MAR2009 | HMR | CR | | |



282841-3 AS SHOWN

| DETAIL | DESCRIPTION | MATERIAL | COLOR | QTY | NO. OF POSN | PART NUMBER |
|----------------|-------------|-----------------|--------|------------|-------------|-------------|
| DETAIL C | PRELIMINARY | - | GREEN | 25.40 | 5 | 3-282841-9 |
| DETAIL B | PRELIMINARY | - | GREEN | 20.32 | 4 | 3-282841-8 |
| | PRELIMINARY | STAINLESS STEEL | GREEN | 40.64 | 8 | 3-282841-7 |
| | PRELIMINARY | STAINLESS STEEL | GREEN | 20.32 | 4 | 3-282841-6 |
| | PRELIMINARY | STAINLESS STEEL | GREEN | 15.24 | 3 | 3-282841-5 |
| | PRELIMINARY | STAINLESS STEEL | GREEN | 10.16 | 2 | 3-282841-4 |
| | SEE SHEET 2 | GREEN | 45.72 | 9 | 3-282841-3 | |
| | SEE SHEET 2 | GREEN | 66.04 | 13 | 3-282841-2 | |
| | SEE SHEET 2 | GREEN | 20.32 | 4 | 3-282841-1 | |
| | SEE SHEET 2 | GREEN | 60.96 | 12 | 3-282841-0 | |
| | - | BLACK | 127.0 | 25 | 2-282841-9 | |
| | - | GREEN | 127.0 | 25 | 2-282841-8 | |
| | - | GREEN | 121.92 | 24 | 2-282841-7 | |
| | - | GREEN | 116.84 | 23 | 2-282841-6 | |
| | - | GREEN | 111.76 | 22 | 2-282841-5 | |
| | - | GREEN | 106.68 | 21 | 2-282841-4 | |
| | - | GREEN | 101.60 | 20 | 2-282841-3 | |
| | - | GREEN | 96.52 | 19 | 2-282841-2 | |
| | - | GREEN | 91.44 | 18 | 2-282841-1 | |
| | - | GREEN | 86.36 | 17 | 2-282841-0 | |
| | - | GREEN | 81.28 | 16 | 1-282841-9 | |
| | - | GREEN | 76.20 | 15 | 1-282841-8 | |
| | - | GREEN | 71.12 | 14 | 1-282841-7 | |
| | - | GREEN | 66.04 | 13 | 1-282841-6 | |
| | SEE SHEET 2 | GREEN | 40.64 | 8 | 1-282841-5 | |
| | SEE SHEET 2 | GREEN | 35.56 | 7 | 1-282841-4 | |
| | - | BLACK | 35.56 | 7 | 1-282841-3 | |
| | - | GREEN | 60.96 | 12 | 1-282841-2 | |
| | - | GREEN | 55.88 | 11 | 1-282841-1 | |
| | - | GREEN | 50.80 | 10 | 1-282841-0 | |
| | - | GREEN | 45.72 | 9 | 282841-9 | |
| | - | GREEN | 40.64 | 8 | 282841-8 | |
| | - | GREEN | 35.56 | 7 | 282841-7 | |
| | - | GREEN | 30.48 | 6 | 282841-6 | |
| | - | GREEN | 25.40 | 5 | 282841-5 | |
| | - | GREEN | 20.32 | 4 | 282841-4 | |
| | - | GREEN | 15.24 | 3 | 282841-3 | |
| | - | GREEN | 10.16 | 2 | 282841-2 | |
| CLAMPING SCREW | MARKING | COLOR | A | NO OF POSN | PART NUMBER | |

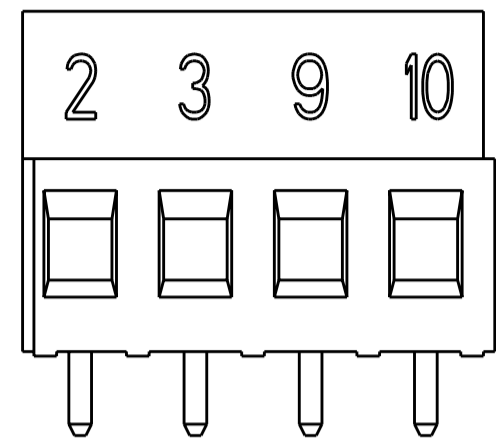


RECOMMENDED PC BOARD LAYOUT
SCALE 5:1

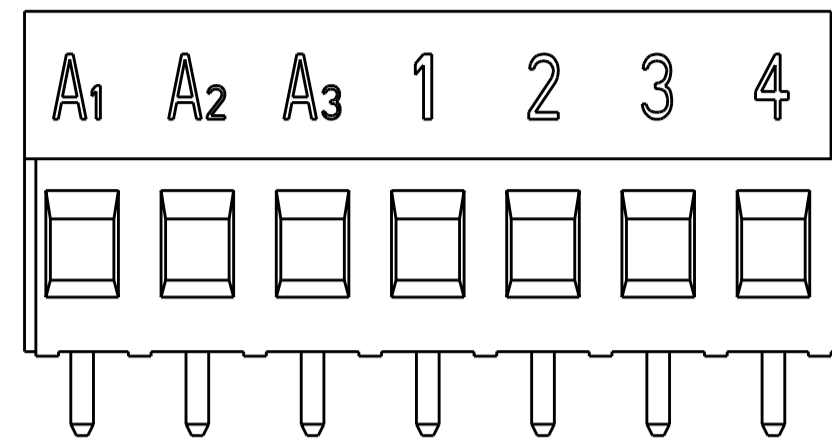
| | | | | |
|---|--|-------------------------------------|--|----------------------|
| THIS DRAWING IS A CONTROLLED DOCUMENT FOR TYCO ELECTRONICS CORPORATION. IT IS SUBJECT TO CHANGE AND THE CONTROLLING ENGINEERING ORGANIZATION SHOULD BE CONTACTED FOR THE LATEST REVISION. | | DWN S. WELDON 26 JAN 2001 | Tyco Electronics Harrisburg, PA 17105-3608 | |
| DIMENSIONS: mm | | CHK D. BIEVENOUR 26 JAN 2001 | NAME TERMINAL BLOCK PCB MOUNT W/INTERLOCK, 5.08mm PITCH | |
| TOLERANCES UNLESS OTHERWISE SPECIFIED: 0 PLC ±0 1 PLC ±.3 2 PLC ±.25 3 PLC ±0 4 PLC ±0 ANGLES ±2° FINISH | | APVD D. BIEVENOUR 26 JAN 2001 | SIZE A200779C-282841 | |
| MATERIAL | | PRODUCT SPEC - | CAGE CODE A200779C | DRAWING NO 282841 |
| | | APPLICATION SPEC - | RESTRICTED TO - | |
| | | WEIGHT - | SCALE 4:1 | SHEET 1 OF 2 |
| CUSTOMER DRAWING | | | REV H4 | |

THIS DRAWING IS UNPUBLISHED. RELEASED FOR PUBLICATION 20
 © COPYRIGHT 20 BY TYCO ELECTRONICS CORPORATION. ALL RIGHTS RESERVED.

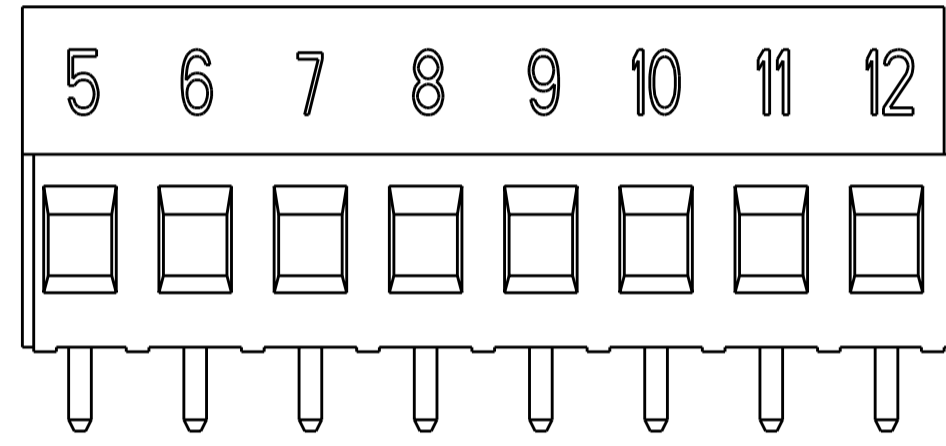
| LOC | | DIST | | REVISIONS | | | |
|-----|-----|-------------|-------------|-----------|------|--|--|
| P | LTR | DESCRIPTION | DATE | DWN | APVD | | |
| FT | 0 | - | SEE SHEET 1 | - | - | | |



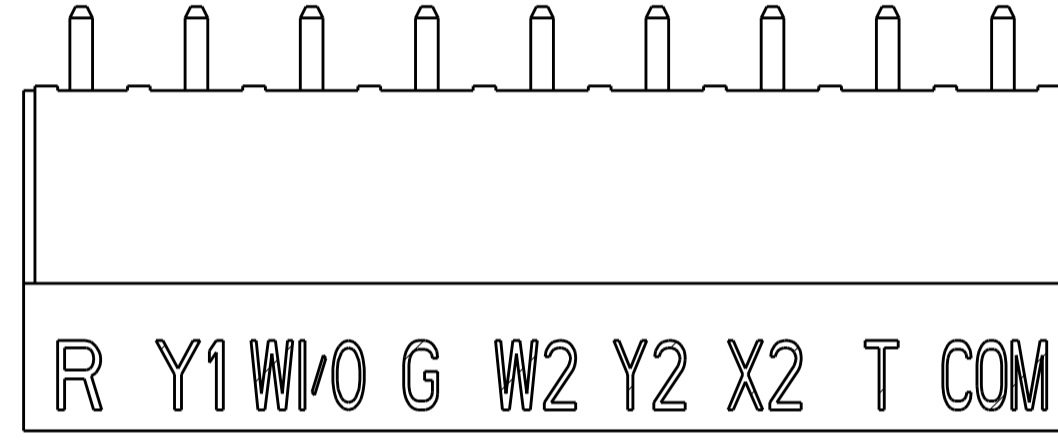
3-282841-1 AS SHOWN $\triangle 8$



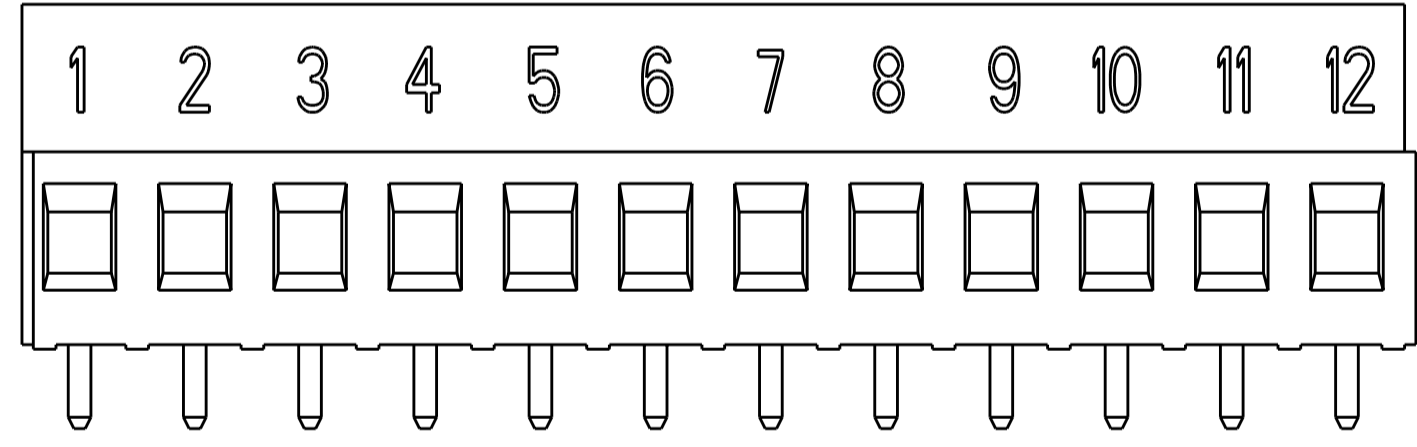
1-282841-4 AS SHOWN $\triangle 8$



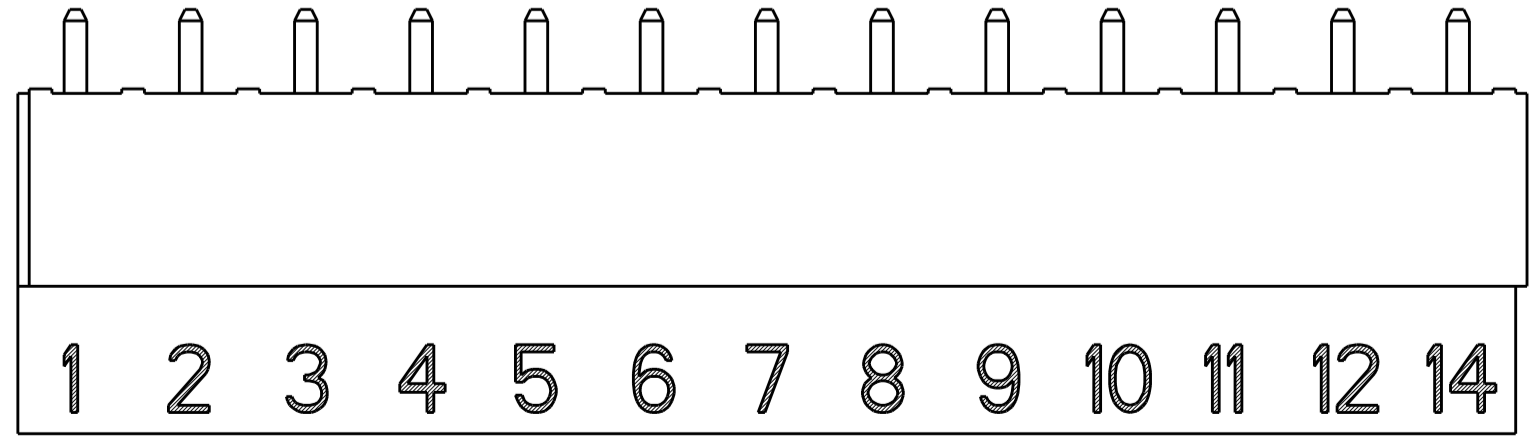
1-282841-5 AS SHOWN $\triangle 8$



3-282841-3 AS SHOWN $\triangle 8$

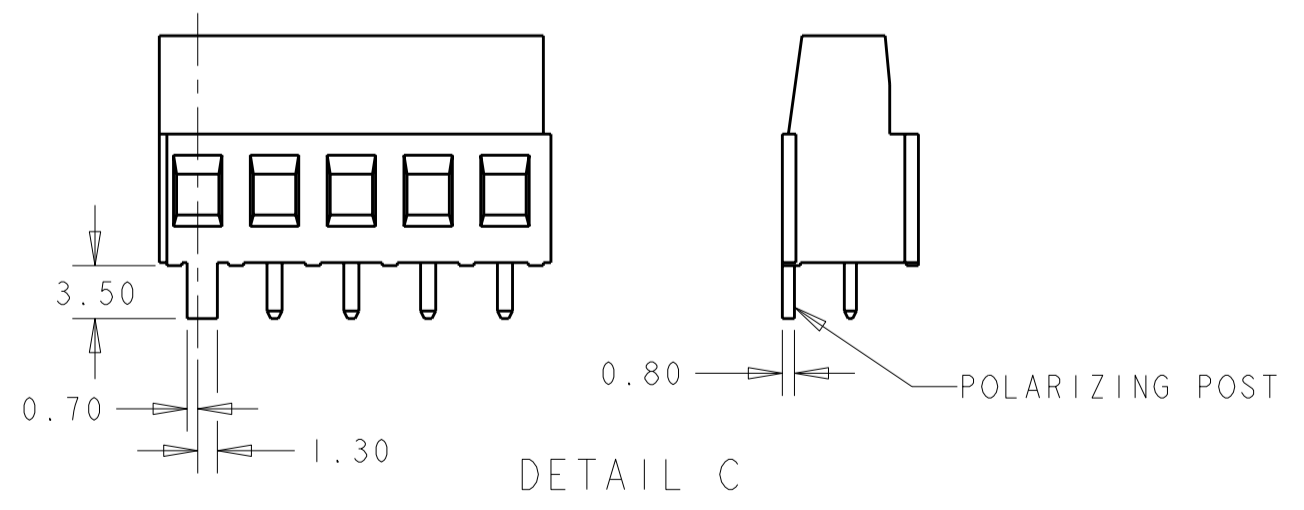
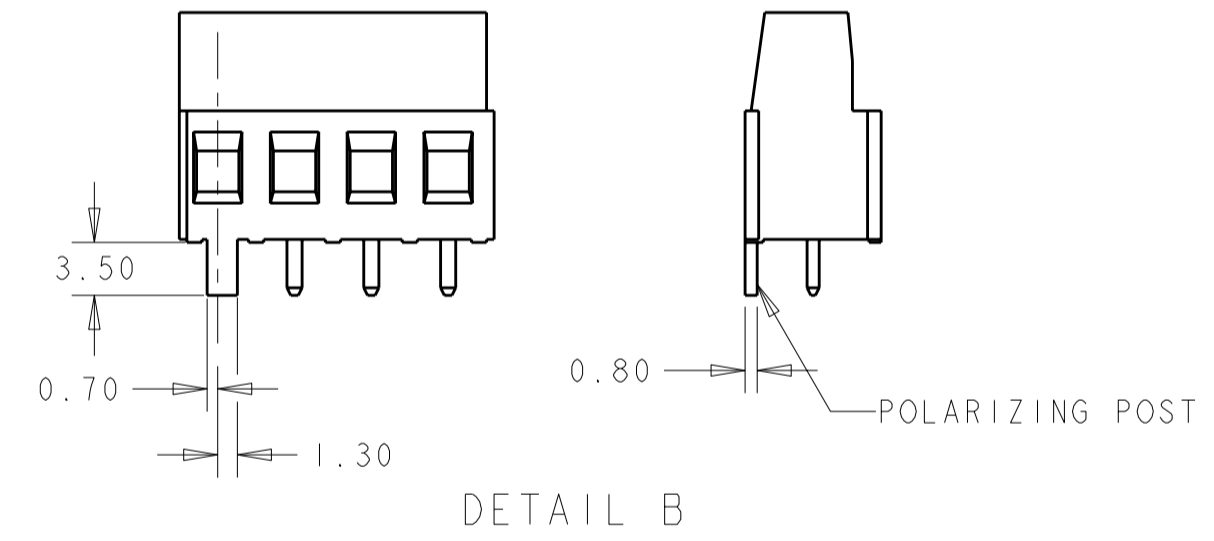


3-282841-0 AS SHOWN $\triangle 8$



3-282841-2 AS SHOWN $\triangle 8$

- $\triangle 1$ MATERIALS AND FINISH:
 HOUSING: PA 6-6, UL 94-V0, COLOR: SEE TABLE.
 CLAMP: BRASS, NICKEL PLATED.
 TERMINAL: BRASS, TIN PLATED.
 CLAMPING SCREW: M3, BRASS, NICKEL PLATED.
- 2. SUITABLE FOR 1,6-2,4mm. PCB THICKNESS.
- 3. END-TO-END STACKABLE W/INTERLOCK WITHOUT LOSS OF CENTERLINE SPACING.
- 4. WIRE SIZE RANGE: 12-30 AWG
- 5. RECOGNIZED UNDER THE COMPONENT PROGRAM OF UNDERWRITERS LABORATORIES INC. FILE No E60677.
- 6. IMQ CERTIFICATE WITH SURVEILLANCE IN CONFORMITY WITH IEC 998-1/998-2-1.
- $\triangle 7$ NOT CUMULATIVE TOLERANCE.
- $\triangle 8$ INK MARKING : BLACK COLOR.
- 9. BUCHANAN LOGO TO APPEAR ON HOUSING, LOCATION OPTIONAL, WHERE SPACE PERMITS.



| | | | | |
|---|--|-------------------------------------|--|--------------------|
| THIS DRAWING IS A CONTROLLED DOCUMENT FOR TYCO ELECTRONICS CORPORATION. IT IS SUBJECT TO CHANGE AND THE CONTROLLING ENGINEERING ORGANIZATION SHOULD BE CONTACTED FOR THE LATEST REVISION. | | DWN S. WELDON 26 JAN 2001 | Tyco Electronics Harrisburg, PA 17105-3608 | |
| DIMENSIONS: mm | | CHK D. BIEVENOUR 26 JAN 2001 | NAME TERMINAL BLOCK PCB MOUNT W/INTERLOCK, 5.08mm PITCH | |
| TOLERANCES UNLESS OTHERWISE SPECIFIED: 0 PLC ± 0 1 PLC ± 3 2 PLC ± 25 3 PLC ± 0 4 PLC ± 0 ANGLES $\pm 2^\circ$ FINISH | | APVD D. BIEVENOUR 26 JAN 2001 | SIZE A2 | RESTRICTED TO - |
| MATERIAL | | PRODUCT SPEC - | CAGE CODE A200779 | SCALE 2:1 |
| | | APPLICATION SPEC - | DRAWING NO G-282841 | SHEET 2 OF 2 |
| | | WEIGHT - | REV H4 | |
| | | CUSTOMER DRAWING | | |