

Double-level terminal block - PTTB 1,5/S - 3208511

Please be informed that the data shown in this PDF Document is generated from our Online Catalog. Please find the complete data in the user's documentation. Our General Terms of Use for Downloads are valid (<http://download.phoenixcontact.com>)




Double-level terminal block, Cross section: 0.14 mm² - 1.5 mm², AWG: 26 - 14, Connection type: Push-in connection, Width: 3.5 mm, Color: gray, Mounting type: NS 35/7,5, NS 35/15

Why buy this product

- ✓ The push-in connection terminal blocks are characterized by the system features of the CLIPLINE complete system and by easy and tool-free wiring of conductors with ferrules or solid conductors
- ✓ The compact design and front connection enable wiring in a confined space
- ✓ In addition to the testing facility in the double function shaft, all terminal blocks provide an additional test connection
- ✓ Tested for railway applications



Key commercial data

| | |
|--------------------------------------|---|
| Packing unit | 50 pc |
| GTIN |  4 046356 564540 |
| Weight per Piece (excluding packing) | 6.91 g |
| Custom tariff number | 85369010 |
| Country of origin | Germany |

Technical data

General

| | |
|---|------------------------|
| Number of levels | 2 |
| Number of connections | 4 |
| Color | gray |
| Insulating material | PA |
| Inflammability class according to UL 94 | V0 |
| Area of application | Railway industry |
| | Mechanical engineering |
| | Plant engineering |
| Rated surge voltage | 6 kV |
| Pollution degree | 3 |
| Surge voltage category | III |

Double-level terminal block - PTTB 1,5/S - 3208511

Technical data

General

| | |
|---|---|
| Insulating material group | I |
| Connection in acc. with standard | IEC 60947-7-1 |
| Nominal current I_N | 16 A |
| Nominal voltage U_N | 500 V |
| Open side panel | ja |
| Shock protection test specification | DIN EN 50274 (VDE 0660-514):2002-11 |
| Back of the hand protection | guaranteed |
| Finger protection | guaranteed |
| Surge voltage test setpoint | 7.3 kV |
| Result of surge voltage test | Test passed |
| Power frequency withstand voltage setpoint | 1.89 kV |
| Result of power-frequency withstand voltage test | Test passed |
| Checking the mechanical stability of terminal points (5 x conductor connection) | Test passed |
| Bending test rotation speed | 10 rpm |
| Bending test turns | 135 |
| Bending test conductor cross section/weight | 0.14 mm ² / 0.2 kg |
| | 1.5 mm ² / 0.4 kg |
| Result of bending test | Test passed |
| Conductor cross section tensile test | 0.14 mm ² |
| Tractive force setpoint | 10 N |
| Conductor cross section tensile test | 1.5 mm ² |
| Tractive force setpoint | 40 N |
| Tensile test result | Test passed |
| Tight fit on carrier | NS 35 |
| Setpoint | 1 N |
| Result of tight fit test | Test passed |
| Requirements, voltage drop | ≤ 3.2 mV |
| Result of voltage drop test | Test passed |
| Temperature-rise test | Test passed |
| Conductor cross section short circuit testing | 1.5 mm ² |
| Short-time current | 0.18 kA |
| Short circuit stability result | Test passed |
| Ageing test for screwless modular terminal block temperature cycles | 192 |
| Result of aging test | Test passed |
| Proof of thermal characteristics (needle flame) effective duration | 30 s |
| Result of thermal test | Test passed |
| Test specification, oscillation, broadband noise | DIN EN 50155 (VDE 0115-200):2008-03 |
| Test spectrum | Service life test category 1, class B, body mounted |
| Test frequency | $f_1 = 5 \text{ Hz}$ to $f_2 = 150 \text{ Hz}$ |
| ASD level | 1.857 (m/s ²) ² /Hz |

Double-level terminal block - PTTB 1,5/S - 3208511

Technical data

General

| | |
|---|-------------------------------------|
| Acceleration | 0.8 g |
| Test duration per axis | 5 h |
| Test directions | X-, Y- and Z-axis |
| Oscillation, broadband noise test result | Test passed |
| Test specification, shock test | DIN EN 50155 (VDE 0115-200):2008-03 |
| Shock form | Half-sine |
| Acceleration | 5 g |
| Shock duration | 30 ms |
| Number of shocks per direction | 3 |
| Test directions | X-, Y- and Z-axis (pos. and neg.) |
| Shock test result | Test passed |
| Temperature index, insulating material (DIN EN 60216-1 (VDE 0304-21)) | 130 °C |
| Static insulating material application in cold | -60 °C |

Dimensions

| | |
|------------------|---------|
| Width | 3.5 mm |
| Length | 65.4 mm |
| Height NS 35/7,5 | 42.6 mm |
| Height NS 35/15 | 50.1 mm |

Connection data

| | |
|--|----------------------|
| Connection method | Push-in connection |
| Conductor cross section solid min. | 0.14 mm ² |
| Conductor cross section solid max. | 1.5 mm ² |
| Conductor cross section stranded min. | 0.14 mm ² |
| Conductor cross section stranded max. | 1.5 mm ² |
| Conductor cross section AWG/kcmil min. | 26 |
| Conductor cross section AWG/kcmil max | 14 |
| Conductor cross section stranded, with ferrule without plastic sleeve min. | 0.14 mm ² |
| Conductor cross section stranded, with ferrule without plastic sleeve max. | 1.5 mm ² |
| Conductor cross section stranded, with ferrule with plastic sleeve min. | 0.14 mm ² |
| Conductor cross section stranded, with ferrule with plastic sleeve max. | 1 mm ² |
| Stripping length | 8 mm |
| Internal cylindrical gage | A1 / B1 |

Classifications

eCl@ss

| | |
|------------|----------|
| eCl@ss 4.0 | 27141121 |
| eCl@ss 4.1 | 27141121 |

Double-level terminal block - PTTB 1,5/S - 3208511

Classifications

eCl@ss

| | |
|------------|----------|
| eCl@ss 5.0 | 27141120 |
| eCl@ss 5.1 | 27141120 |
| eCl@ss 6.0 | 27141120 |
| eCl@ss 7.0 | 27141120 |
| eCl@ss 8.0 | 27141120 |

ETIM

| | |
|----------|----------|
| ETIM 4.0 | EC000897 |
| ETIM 5.0 | EC000897 |

UNSPSC

| | |
|---------------|----------|
| UNSPSC 6.01 | 30211811 |
| UNSPSC 7.0901 | 39121410 |
| UNSPSC 11 | 39121410 |
| UNSPSC 12.01 | 39121410 |
| UNSPSC 13.2 | 39121410 |

Approvals

Approvals

Approvals


UL Recognized / cUL Recognized / GOST / CSA / LR / GL / GOST / NK / cULus Recognized

Ex Approvals

IECEX / ATEX


Approvals submitted

Approval details


| | | | |
|---|-------|-------|-------|
| UL Recognized  | | | |
| | B | C | D |
| mm ² /AWG/kcmil | 26-14 | 26-14 | 26-14 |
| Nominal current I _N | 15 A | 15 A | 5 A |
| Nominal voltage U _N | 300 V | 300 V | 600 V |

Double-level terminal block - PTTB 1,5/S - 3208511

Approvals

| cUL Recognized  | | | |
|--|-------|-------|-------|
| | B | C | D |
| mm²/AWG/kcmil | 26-14 | 26-14 | 26-14 |
| Nominal current I _N | 15 A | 15 A | 5 A |
| Nominal voltage U _N | 300 V | 300 V | 600 V |

| | | | |
|--|--|--|--|
| GOST  | | | |
|--|--|--|--|


| CSA  | | | |
|---|-------|-------|-------|
| | B | C | D |
| mm²/AWG/kcmil | 26-14 | 26-14 | 26-14 |
| Nominal current I _N | 15 A | 15 A | 5 A |
| Nominal voltage U _N | 300 V | 300 V | 600 V |

| | | | |
|----|--|--|--|
| LR | | | |
|----|--|--|--|

| | | | |
|----|--|--|--|
| GL | | | |
|----|--|--|--|

| | | | |
|--|--|--|--|
| GOST  | | | |
|--|--|--|--|

| | | | |
|----|--|--|--|
| NK | | | |
|----|--|--|--|

| | | | |
|--|--|--|--|
| cULus Recognized  | | | |
|--|--|--|--|

Accessories

Accessories

Bridge

Double-level terminal block - PTTB 1,5/S - 3208511

Accessories

Jumper - FBS 2-3,5 - 3213014



Jumper, Number of positions: 2, Color: red

Jumper - FBS 3-3,5 - 3213027



Jumper, Number of positions: 3, Color: red

Jumper - FBS 4-3,5 - 3213030



Jumper, Number of positions: 4, Color: red

Jumper - FBS 5-3,5 - 3213043



Jumper, Number of positions: 5, Color: red

Jumper - FBS 10-3,5 - 3213056



Jumper, Number of positions: 10, Color: red

Double-level terminal block - PTTB 1,5/S - 3208511

Accessories

Jumper - FBS 20-3,5 - 3213069



Jumper, Number of positions: 20, Color: red

Jumper - FBS 2-3,5 BU - 3213086



Jumper, Number of positions: 2, Color: blue

Jumper - FBS 3-3,5 BU - 3213099



Jumper, Number of positions: 3, Color: blue

Jumper - FBS 4-3,5 BU - 3213109



Jumper, Number of positions: 4, Color: blue

Jumper - FBS 5-3,5 BU - 3213112



Jumper, Number of positions: 5, Color: blue

Double-level terminal block - PTTB 1,5/S - 3208511

Accessories

Jumper - FBS 10-3,5 BU - 3213125



Jumper, Number of positions: 10, Color: blue

Jumper - FBS 20-3,5 BU - 3213138



Jumper, Number of positions: 20, Color: blue

Jumper - FBS 1,5/S-PV - 3216263



Jumper, Length: 3 mm, Width: 3.5 mm, Color: black

Documentation

Mounting material - PT-IL - 3208090

Operating decal for the Push-in Technology



End block

End clamp - E/UK - 1201442



End clamp, for assembly on NS 32 or NS 35/7.5 DIN rail

Double-level terminal block - PTTB 1,5/S - 3208511

Accessories

End clamp - E/UK 1 - 1201413



End clamps, for supporting the ends of double-level and three-level terminal blocks, width: 10 mm, color: gray

End clamp - CLIPFIX 35 - 3022218



Quick mounting end clamp for NS 35/7,5 DIN rail or NS 35/15 DIN rail, with marking option, width: 9.5 mm, color: gray

End clamp - CLIPFIX 35-5 - 3022276



Quick mounting end clamp for NS 35/7,5 DIN rail or NS 35/15 DIN rail, with marking option, with parking option for FBS...5, FBS...6, KSS 5, KSS 6, width: 5.15 mm, color: gray

End clamp - E/NS 35 N - 0800886



End clamp, width: 9.5 mm, color: gray

End cover

End cover - D-PTTB 1,5/S - 3208579



End cover, Length: 65.4 mm, Width: 2.2 mm, Height: 34.9 mm, Color: gray

Insulating sleeve

Double-level terminal block - PTTB 1,5/S - 3208511

Accessories

Insulating sleeve - MPS-IH WH - 0201663



Insulating sleeve, Color: white

Insulating sleeve - MPS-IH RD - 0201676



Insulating sleeve, Color: red

Insulating sleeve - MPS-IH BU - 0201689



Insulating sleeve, Color: blue

Insulating sleeve - MPS-IH YE - 0201692



Insulating sleeve, Color: yellow

Insulating sleeve - MPS-IH GN - 0201702



Insulating sleeve, Color: green

Double-level terminal block - PTTB 1,5/S - 3208511

Accessories

Insulating sleeve - MPS-IH GY - 0201728



Insulating sleeve, Color: gray

Insulating sleeve - MPS-IH BK - 0201731



Insulating sleeve, Color: black

Labeled terminal marker

Zack Marker strip, flat - ZBF 3,5 CUS - 0829394



Zack Marker strip, flat, Can be ordered: Strip, white, Labeled according to customer specifications, Mounting type: Snap into flat marker groove, For terminal block width: 3.5 mm, Lettering field: 3.5 x 5.2 mm

Marker for terminal blocks - UCT-TMF 3,5 CUS - 0829644



Marker for terminal blocks, Can be ordered: By sheet, white, Labeled according to customer specifications, Mounting type: Snap into flat marker groove, For terminal block width: 3.5 mm, Lettering field: 2.7 x 4.7 mm

Marker carriers

Marker carriers - STP 3,5-2 - 0830131



Double marker carrier, can be snapped into the PTTB 1,5/S Push-in double-level terminal block, can be labeled with ZB 3,5 or ZBF 3,5

Mounting rail

Double-level terminal block - PTTB 1,5/S - 3208511

Accessories

DIN rail perforated - NS 35/ 7,5 PERF 2000MM - 0801733



DIN rail, material: steel galvanized and passivated with a thick layer, perforated, height 7.5 mm, width 35 mm, length: 2000 mm

DIN rail, unperforated - NS 35/ 7,5 UNPERF 2000MM - 0801681



DIN rail, material: Steel, unperforated, height 7.5 mm, width 35 mm, length: 2 m

DIN rail perforated - NS 35/ 7,5 WH PERF 2000MM - 1204119



DIN rail 35 mm (NS 35)

DIN rail - NS 35/ 7,5 WH UNPERF 2000MM - 1204122



DIN rail 35 mm (NS 35)

DIN rail, unperforated - NS 35/ 7,5 AL UNPERF 2000MM - 0801704



DIN rail, unperforated, Width: 35 mm, Height: 7.5 mm, Length: 2000 mm, Color: silver

Double-level terminal block - PTTB 1,5/S - 3208511

Accessories

DIN rail perforated - NS 35/ 7,5 ZN PERF 2000MM - 1206421



DIN rail, material: Galvanized, perforated, height 7.5 mm, width 35 mm, length: 2 m

DIN rail, unperforated - NS 35/ 7,5 ZN UNPERF 2000MM - 1206434



DIN rail, material: Galvanized, unperforated, height 7.5 mm, width 35 mm, length: 2 m

DIN rail, unperforated - NS 35/ 7,5 CU UNPERF 2000MM - 0801762



DIN rail, material: Copper, unperforated, height 7.5 mm, width 35 mm, length: 2 m

End cap - NS 35/ 7,5 CAP - 1206560



DIN rail end piece, for DIN rail NS 35/7.5

DIN rail perforated - NS 35/15 PERF 2000MM - 1201730



DIN rail, material: steel galvanized and passivated with a thick layer, perforated, height 15 mm, width 35 mm, length: 2000 mm

Double-level terminal block - PTTB 1,5/S - 3208511

Accessories

DIN rail, unperforated - NS 35/15 UNPERF 2000MM - 1201714



DIN rail, material: Steel, unperforated, height 15 mm, width 35 mm, length: 2 m

DIN rail perforated - NS 35/15 WH PERF 2000MM - 0806602



DIN rail 35 mm (NS 35)

DIN rail - NS 35/15 WH UNPERF 2000MM - 1204135



DIN rail 35 mm (NS 35)

DIN rail, unperforated - NS 35/15 AL UNPERF 2000MM - 1201756



DIN rail, deep drawn, high profile, unperforated, 1.5 mm thick, material: aluminum, height 15 mm, width 35 mm, length 2000 mm

DIN rail perforated - NS 35/15 ZN PERF 2000MM - 1206599



DIN rail, material: Galvanized, perforated, height 15 mm, width 35 mm, length: 2 m

Double-level terminal block - PTTB 1,5/S - 3208511

Accessories

DIN rail, unperforated - NS 35/15 ZN UNPERF 2000MM - 1206586



DIN rail, material: Galvanized, unperforated, height 15 mm, width 35 mm, length: 2 m

DIN rail, unperforated - NS 35/15 CU UNPERF 2000MM - 1201895



DIN rail, material: Copper, unperforated, 1.5 mm thick, height 15 mm, width 35 mm, length: 2 m

End cap - NS 35/15 CAP - 1206573



DIN rail end piece, for DIN rail NS 35/15

DIN rail, unperforated - NS 35/15-2,3 UNPERF 2000MM - 1201798



DIN rail, material: Steel, unperforated, 2.3 mm thick, height 15 mm, width 35 mm, length: 2 m

Partition plate

Partition plate - ATP-STTB 4 - 3030747



Partition plate, Length: 88.7 mm, Width: 2 mm, Height: 53 mm, Color: gray

Planning and marking software

Double-level terminal block - PTTB 1,5/S - 3208511

Accessories

Software - CLIP-PROJECT ADVANCED - 5146040



Multilingual software for easy planning of Phoenix Contact on DIN rails together with the integrated TRABTECH-select software module for planning comprehensive surge protection concepts.

Software - CLIP-PROJECT PROFESSIONAL - 5146053



Multi-lingual software for terminal strip project planning. A marking module allows professional labeling of markers and labels for marking terminal blocks, conductors, cables and devices. The additionally integrated software module TRABTECH-select for planning comprehensive surge protection concepts.

Screwdriver tools

Screwdriver - SZF 0-0,4X2,5 - 1204504



Actuation tool, for ST terminal blocks, also suitable for use as a bladed screwdriver, size: 0.4 x 2.5 x 75 mm, 2-component grip, with non-slip grip

Terminal marking

Zack Marker strip, flat - ZBF 3,5:UNBEDRUCKT - 0829392



Zack Marker strip, flat, Strip, white, Unlabeled, Can be labeled with: Plotter, Mounting type: Snap into flat marker groove, For terminal block width: 3.5 mm, Lettering field: 3.5 x 5.2 mm

Marker for terminal blocks - UCT-TMF 3,5 - 0829486



Marker for terminal blocks, Sheet, white, Unlabeled, Can be labeled with: THERMOMARK CARD PLUS, THERMOMARK CARD, BLUEMARK CLED, BLUEMARK LED, Mounting type: Snap into flat marker groove, For terminal block width: 3.5 mm, Lettering field: 2.7 x 4.7 mm

Test plug terminal block

Double-level terminal block - PTTB 1,5/S - 3208511

Accessories

Test plugs - MPS-MT - 0201744



Test plugs, Color: silver

Drawings

Circuit diagram

