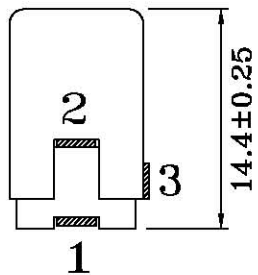
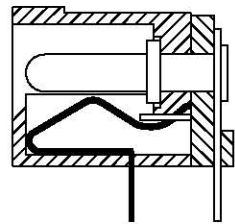


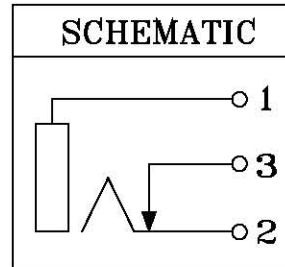
PCB LAYOUT
(BOTTOM VIEW)



TERMINAL NUMBERS



SECTION A-A



NO.	NAME	MATERIAL	FINISH
1	PIN TERMINAL	BRASS 0.4THK	TIN PLATED
2	SLEEVE TERMINAL	PBS 0.25THK	TIN PLATED
3	BREAK TERMINAL	BRASS 0.4THK	TIN PLATED
4	HOUSING	P.B.T.	BLACK
5	CENTER PIN	BRASS ø2.5	NICKEL PLATED

UNIT	SCALE	PART NAME	
mm	2:1	DC POWER JACK 2.5m	
DATE	TOLERANCE	PART NO.	REV.
			A