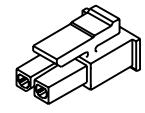
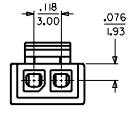
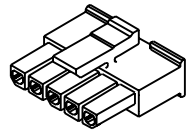
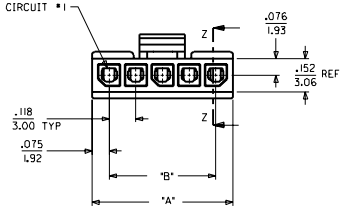
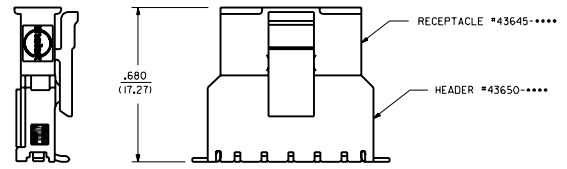


ITEM NUMBER	NUMBER OF CIRCUIT	DIM. 'A'	DIM. 'B'
43645-0200	02	SEE DETAIL	.118/(3.00)
43645-0300	03	.388/(9.85)	.236/(6.00)
43645-0400	04	.506/(12.85)	.354/(9.00)
43645-0500	05	.624/(15.85)	.472/(12.00)
43645-0600	06	.742/(18.85)	.591/(15.00)
43645-0700	07	.860/(21.85)	.709/(18.00)
43645-0800	08	.978/(24.85)	.827/(21.00)
43645-0900	09	1.096/(27.85)	.945/(24.00)
43645-1000	10	1.215/(30.85)	1.063/(27.00)
43645-1100	11	1.333/(33.85)	1.181/(30.00)
43645-1200	12	1.451/(36.85)	1.299/(33.00)

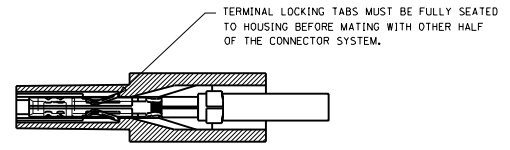


(2 CIRCUIT HOUSING)

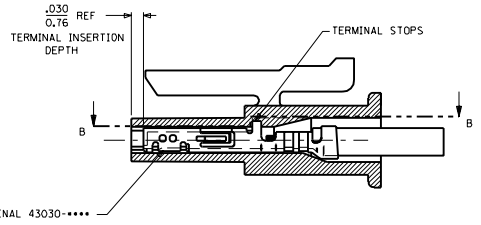
(3-12 CIRCUIT HOUSING)



MATED MICRO-FIT CONNECTOR



SECTION "B"- "B"



SECTION "A"- "A"
SHOWN WITH TERMINAL INSTALLED

- NOTES:
- MATERIAL : POLYESTER (PBT), UL94V-0, COLOR - BLACK
 - FINISH : N/A
 - PRODUCT SPECIFICATION : PS-43650
 - THIS RECEPTACLE ACCEPTS MOLEX MICRO FIT FEMALE CRIMP TERMINALS ONLY, SEE MOLEX DRAWING SD-43030-001 FOR SPECIFICATIONS.
 - SEE SECTION "A"- "A" FOR TERMINAL ORIENTATION IN HOUSING.
 - FOR OVERMOLDING PARAMETERS SEE ENGINEERING SPECIFICATION *SDES-43025-1000.
 - THIS RECEPTACLE MATES WITH MOLEX PCB HEADER 43650 SERIES AND MOLEX PLUG 43640 SERIES (WIRE TO WIRE APPLICATIONS).

C	ADD 2 CRT VIEW PER MICROFIT-0137 00/06/21 MUELLER
B1	FINAL RELEASE ECN #99-0541 99-02-18 A.G.UZIK
B	FINAL RELEASE ECN #UT-0462 98-08-20 A.G.UZIK
A	FINAL RELEASE ECN #UT-0088 98-01-22 A.G.UZIK
2	REVISE PER ECN #UT-0027 98-07-11 A.G.UZIK
1	1-RELEASE ECN #480601 95-11-15 A.G.UZIK

MOLEX INCORPORATED
 SEE CHART SDA-43645-****
 MICRO-FIT (3.0) 2 THRU 12 CIRCUIT SINGLE ROW RECEPTACLE
 OF 1 95/11/15
 DRAWN BY: JFG
 CHECKED BY: JFG
 DATE: 9 2 1