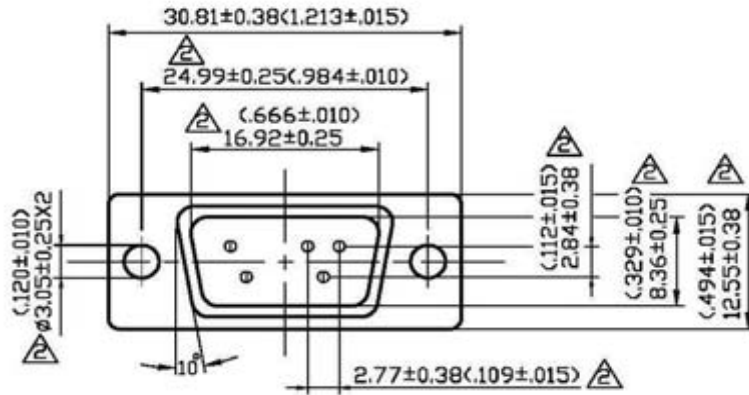
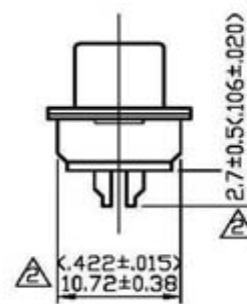
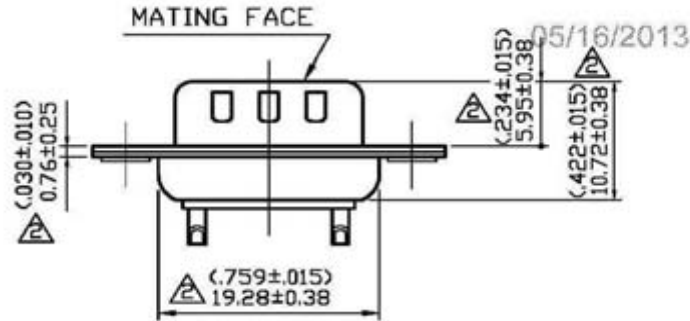


NO	DESCRIPTION	DATE
①	ADD MIS PART NO.	04.01.04
②	ADD DESCRIPTION 24.99±0.13 → 24.99±0.25 16.92±0.13 → 16.92±0.25 ∅3.05 → ∅3.05±0.25 8.36 → 8.36±0.25 12.55 REF. → 12.55±0.38 2.77 → 2.77±0.38 19.28 REF. → 19.28±0.38 1 → 0.76±0.25 (5.97) → 5.95±0.38 10.72 REF. → 10.72±0.38 11 REF. → 10.72±0.38 3.3 REF. → 2.7±0.5 2.84 → 2.84±0.38 TIN → GOLD MIS PART NO. → P/N	10.02.07
③	GOLD	05.16.13



CONTACT TYPE
COLOR OF INSULATION
PLATING OF CONTACT
SOLDER TERMINATIONS
WORKING VOLTAGE
CONTACT RESISTANCE
MATING CYCLES
PLUG

MACHINED CONTACT
BLACK PBT GLASSFIBRE REINFORCED
③ GOLD
② GOLD
500V AC AT SEA LEVEL
10m OHM MAX.
150 TIMES
DIMPLED



③② P/N: 544-3733

APPROVED

by _____ DATE: _____



DESCRIPTION		D-SUB WITH 9-PIN MALE CONNECTOR BY MACHINING						
製圖	DRAWN	TOLERANCE	品名	050-0009P-M	DATE	版次	REV.	
	Yoko							.X ±0.2
檢圖	CHECK	.XX ±0.1	單位	mm(in)	DWG.NO.	55-0043	SCALE	
	Ivan							比例
認定	APPROVAL	.XXX ±0.05	ANGLE	±5°				
	Angela							