




Insertion Tool Instruction Sheet Order No. 63812-0000



FEATURES

- This Insertion tool is used for insertion of all KK® 2.54mm (.100") center series contacts into all KK® 2.54mm (.100") housings. This tool is designed to assure proper seating of terminals and reduce operator fatigue.

SCOPE

Products: KK® 2.54mm (.100") centers High Pressure, Anti Fish Hook, Cat Ear Crimp Terminal, 22-30 AWG.

Terminal Series No.	Terminal Order No.				
	Loose Piece		Reel Form		
2759	08-50-0114	08-55-0102	08-50-0113	08-51-0101	08-55-0130
	08-50-0160	08-55-0131	08-50-0159	08-51-0108	08-56-0109
	08-50-0275	08-56-0110	08-50-0273	08-55-0101	50-29-1757
	08-51-0102	50-29-1638	08-50-0274	08-55-0126	50-36-1717
5159	08-70-0049	08-70-0069	08-70-0048	08-70-0064	
6459	08-52-0122	08-65-0814	08-52-0101	08-65-0801	08-65-0815
	08-52-0123	08-65-0816	08-52-0118	08-65-0811	08-65-0817
	08-65-0812	08-65-0818	08-52-0121	08-65-0813	40-07-0815
7879	08-50-0005	08-55-0127	08-50-0004	08-55-0128	50-29-1900
	08-55-0129	50-29-1745	08-55-0124	50-29-1635	50-29-1744
8088	08-52-0104	97-00-0226	08-52-0103	97-00-0225	
	08-65-0106	97-00-0228	08-65-0105	97-00-0226	
40445	08-50-0322	97-00-0921	08-50-0321	97-00-0920	
	97-00-0445		97-00-0444		
41572	08-65-0804		08-65-0805		

OPERATION:

Individual terminals may be inserted in the housing using this Insertion tool.

1. To properly use this tool, with the flat side facing up, place the ring over the ring finger past the first joint. See Figure 1. Place the wire in the groove of the tool so that the terminal is touching the end of tool. See Figure 2.

2. With your thumb securely holding the wire in the groove, push the terminal into the housing as far as the shoulder on the tool will permit. The terminal then should be locked in place.

Optional: The terminal can be partially inserted in the terminal housing first, and then the Insertion tool can be used to firmly seat the terminal.

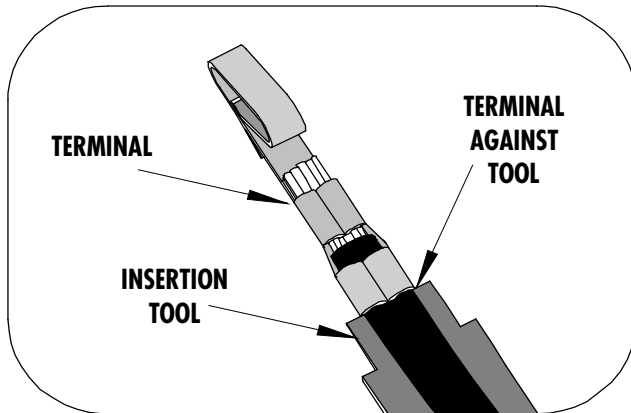
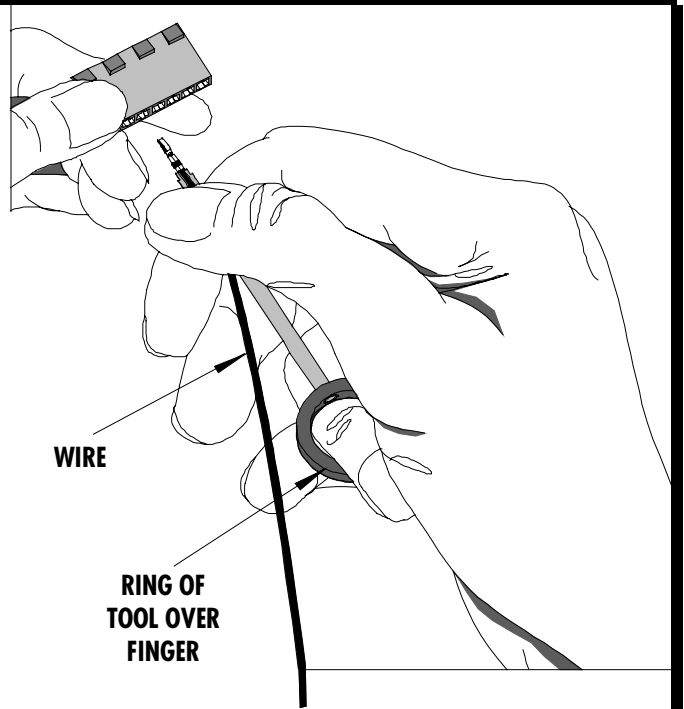


Figure 2



CAUTION: Molex crimp specifications are valid only when used with Molex terminals and tooling.

Americas Headquarters
Lisle, Illinois 60532 U.S.A.
1-800-78MOLEX
amerinfo@molex.com

Far East North Headquarters
Yamato, Kanagawa, Japan
81-462-65-2324
feninfo@molex.com

Far East South Headquarters
Jurong, Singapore
65-6-268-6868
fesinfo@molex.com

European Headquarters
Munich, Germany
49-89-413092-0
eurinfo@molex.com

Corporate Headquarters
2222 Wellington Ct.
Lisle, IL 60532 U.S.A.
630-969-4550
Fax: 630-969-1352

Visit our Web site at <http://www.molex.com>