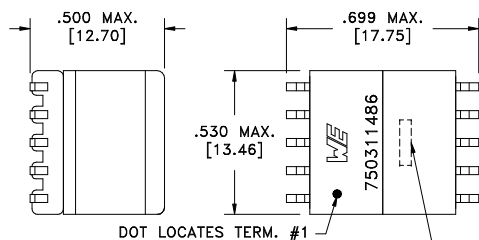
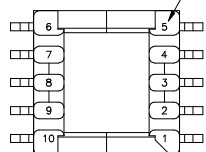


CUSTOMER TERMINAL	RoHS	LEAD(Pb)-FREE
Sn96%, Ag4%	Yes	Yes

more than you expect

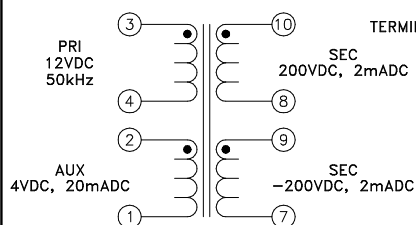


TERM. NO.'s FOR REF. ONLY

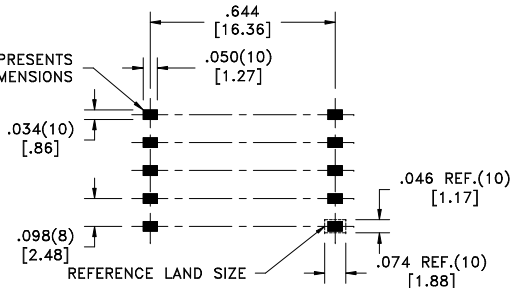


DOT LOCATES TERM. #1

LOT CODE & DATE CODE



AREA REPRESENTS TERMINAL PAD DIMENSIONS



CUSTOMER TO DETERMINE LAND LAYOUT

ELECTRICAL SPECIFICATIONS @ 25°C unless otherwise noted:

PARAMETER	TEST CONDITIONS	VALUE
D.C. RESISTANCE	3-4 @20°C	0.220 ohms ±10%
D.C. RESISTANCE	2-1 @20°C	0.180 ohms ±10%
D.C. RESISTANCE	10-8 @20°C	31.00 ohms ±10%
D.C. RESISTANCE	9-7 @20°C	31.00 ohms ±10%
INDUCTANCE	3-4 50kHz, 100mVAC, Ls	100uH ±10%
SATURATION CURRENT	20% rolloff from initial	2A
LEAKAGE INDUCTANCE	3-4 tie(7+8+9+10), 100kHz, 100mVAC, Ls	4.5uH max.
INTERWINDING CAPACITANCE	3-10 tie(8+9), 100kHz, 100mVAC, Cs	20pF max.
DIELECTRIC	3-10 tie(2+4, 8+9), 1500VAC, 1 second	-
TURNS RATIO	(10-8):(3-4)	10:1, ±2%
TURNS RATIO	(9-7):(3-4)	10:1, ±2%
TURNS RATIO	(3-4):(2-1)	4.57:1, ±2%

GENERAL SPECIFICATIONS:

OPERATING TEMPERATURE RANGE: -40°C to +125°C including temp rise.

Wire insulation & RoHS status not affected by wire color.
Wire insulation color may vary depending on availability.

DETAILS SUBJECT TO CHANGE

REV.	DATE	Packaging Specifications Method: Tape & Reel PKG-0499 www.we-online.com/midcom		Tolerances unless otherwise specified: Angles: ±1° Decimals: ±.005 [.13] Fractions: ±1/64 Footprint: ±.005 [.13]	DRAWING TITLE TRANSFORMER	PART NO. 750311486
6A	11/10	SEE REVISION SHEET FOR REVISION LEVEL	CONVENTION PLACEMENT	This drawing is dual dimensioned. Dimensions in brackets are in millimeters.	eiSos p/n: 750311486	SPECIFICATION SHEET 1 OF 1