

Datasheet

## RS Pro Thick Film Surface Mount Resistor 0603 Case

**6.8k $\Omega$   $\pm$ 1% 0.1W  $\pm$ 100ppm/ $^{\circ}$ C**

RS Stock No: **804-8915**



### Product Details

RS Pro 0603 thick film surface mount resistor with  $\pm$ 1% tolerance, provides 6.8 k $\Omega$  resistance and is power rated at 0.1 W. The temperature coefficient of resistance is  $\pm$ 100 ppm/ $^{\circ}$ C. Applications include telecommunication equipment, radio and tape recorders, TV tuners, video cameras, watches, pocket calculators, automotive industry, computers, instruments, medical and military equipment.

### Features and Benefits

- Small size and lightweight
- Highly reliable multilayer electrode construction
- Compatible with all soldering process

**Specifications:**

Case Style	Ruthenium Oxide
Depth	0.8 mm
Dimensions	1.6 x 0.8 x 0.45 mm
Height	0.45 mm
Length	1.6 mm
Maximum Operating Temperature	+155°C
Maximum Temperature Coefficient	+100 ppm/°C
Minimum Operating Temperature	-55°C
Minimum Temperature Coefficient	-100 ppm/°C
Package/Case	0603
Power Rating	0.1 W
Resistance	6.8 kΩ
Technology	Thick Film
Temperature Coefficient	±100 ppm/°C
Termination Style	Solder Pad
Tolerance	±1%
Maximum Overload Voltage	150 V
Maximum Operating Voltage	75 V
Tape Width	8 mm

# Thick Film Chip Resistor 1% - RS Series

0201/0402/0603/0805/1206

## Construction



① Alumina Substrate	④ Edge Electrode (NiCr)	⑦ Resistor Layer (RuO <sub>2</sub> /Ag)
② Bottom Electrode (Ag)	⑤ Barrier Layer (Ni)	⑧ Primary Overcoat (Glass)
③ Top Electrode (Ag-Pd)	⑥ External Electrode (Sn)	⑨ Secondary Overcoat (Epoxy)

## Dimensions

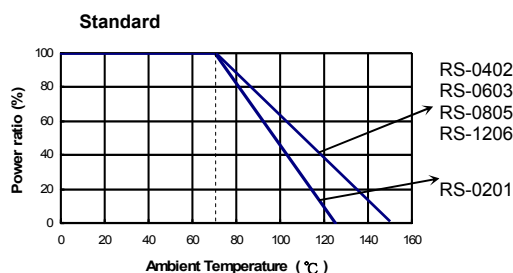
Unit: mm

Type	Size (Inch)	L	W	T	D1	D2	Weight (g) (1000pcs)
RS-0201	0201	0.60±0.03	0.30±0.03	0.23±0.03	0.15±0.05	0.15±0.05	0.150
RS-0402	0402	1.00±0.05	0.50±0.05	0.35±0.05	0.20±0.10	0.20±0.10	0.620
RS-0603	0603	1.60±0.10	0.80±0.10	0.45±0.10	0.30±0.20	0.30±0.20	2.042
RS-0805	0805	2.00±0.10	1.25±0.10	0.50±0.10	0.35±0.20	0.40±0.20	4.368
RS-1206	1206	3.10±0.10	1.55±0.10	0.55±0.10	0.50±0.25	0.50±0.20	8.947

## Part Numbering

RS-	0402-	10R-	1%-	0.0625W
	Dimensions	Resistance	Tolerance	Power Rating @ 70 °C
	0201 0402 0603 0805 1206	10R: 10Ω 100R: 100Ω 10K: 10KΩ 100K: 100KΩ	1%	0.0625W 0.1W 0.125W 0.25W

Derating Curve



Standard Electrical Specifications

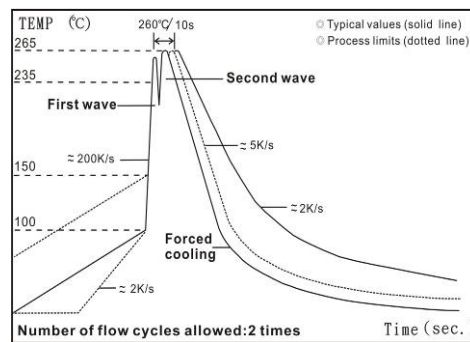
Type \ Item	Power Rating at 70°C Jumper Rated Current	Operating Temp. Range	Max. Operating Voltage	Max. Overload Voltage	Resistance Range	TCR (PPM/°C)
					±1%	
RS-0201	1/20W	-55 ~ +155°C	25V	50V	10Ω – 910KΩ	±200
RS-0402	1/16W	-55 ~ +155°C	50V	100V	10Ω – 910KΩ	±100
RS-0603	1/10W	-55 ~ +155°C	75V	150V	10Ω – 910KΩ	±100
RS-0805	1/8W	-55 ~ +155°C	150V	300V	10Ω – 910KΩ	±100
RS-1206	1/4W	-55 ~ +155°C	200V	400V	10Ω – 910KΩ	±100

Soldering Condition



IR Reflow Soldering

- (1) Time of IR reflow soldering at maximum temperature point 260°C: 10s
- (2) Time of wave soldering at maximum temperature point 260°C: 10s
- (3) Time of soldering iron at maximum temperature point 410°C: 5s



Wave Soldering (Flow Soldering)



■ Environmental Characteristics

Item	Requirement	Test Method
	±1%	
Temperature Coefficient of Resistance (T.C.R.)	As Spec.	JIS-C-5201-1 4.8 IEC-60115-1 4.8 -55°C~+125/+155°C, 25°C is the reference temperature
Short Time Overload	±(1.0%+0.05Ω)	JIS-C-5201-1 4.13 IEC-60115-1 4.13 RCWV*2.5 or Max. overload voltage for 5 seconds, 2 seconds for high power series
Insulation Resistance	≥10G	JIS-C-5201-1 4.6 IEC-60115-1 4.6 Max. overload voltage for 1 minute
Endurance	±(2.0%+0.10Ω)	JIS-C-5201-1 4.25 IEC-60115-1 4.25.1 70±2°C, Max. working voltage for 1000 hrs with 1.5 hrs "ON" and 0.5 hrs "OFF"
Damp Heat with Load	±(2.0%+0.10Ω)	JIS-C-5201-1 4.24 40±2°C, 90~95% R.H. Max. working voltage for 1000 hrs with 1.5 hrs "ON" and 0.5 hrs "OFF"
Dry Heat	±(1.0%+0.05Ω)	JIS-C-5201-1 4.23 IEC-60115-1 2.23.2 at +125/+155°C for 1000 hrs
Bending Strength	±(1.0%+0.05Ω)	JIS-C-5201-1 4.33 IEC-60115-1 4.33 Bending once for 5 seconds 2010, 2512 sizes: 2mm Other sizes: 3mm
Solderability	95% min. coverage	JIS-C-5201-1 4.17 IEC-60115-1 4.17 245±5°C for 3 seconds
Resistance to Soldering Heat	±(0.5%+0.05Ω)	JIS-C-5201-1 4.18 IEC-60115-1 4.18 260±5°C for 10 seconds
Voltage Proof	No breakdown or flashover	JIS-C-5201-1 4.7 IEC-60115-1 4.7 1.42 times RCWV (RMS) for 1 minute
Leaching	Individual leaching area □ 5% Total leaching area □ 10%	JIS-C-5201-1 4.18 IEC-60068-2-58 8.2.1 260±5°C for 30 seconds
Rapid Change of Temperature	±(0.5%+0.05Ω)	JIS-C-5201-1 4.18 IEC-60115-1 4.18 -55°C to +125/+155°C, 5 cycles

■ Storage Temperature: 25±3°C; Humidity < 80%RH

**■Packaging**

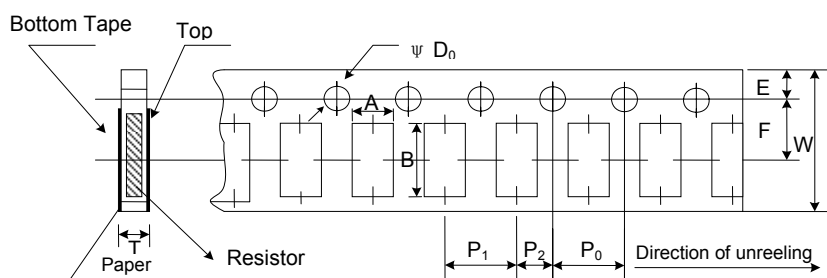
Reel Specifications & Packaging Quantity



Unit: mm

Type	Packaging Quantity	Tape Width	Reel Diameter	$\Phi A$	$\Phi B$	$\Phi C$	W	T
RS-0201 RS-0402	Paper	8mm	7 inch	178.5±1.5	60 <sup>+1/-0</sup>	13.0±0.2	9.0±0.5	12.5±0.5
RS-0603 RS-0805 RS-1206			10 inch	254±1	100±0.5	13.0±0.2	9.5±0.5	13.5±0.5
			13 inch	330±1	100±0.5	13.0±0.2	9.5±0.5	13.5±0.5

Paper Tape Specifications



Unit: mm

Type	A	B	W	E	F	P <sub>0</sub>	P <sub>1</sub>	P <sub>2</sub>	$\Phi D_0$	T
RS-0201	0.38±0.05	0.68±0.05	8.0±0.2	1.75±0.1	3.50±0.05	4.00±0.10	2.00±0.05	2.00±0.05	1.50+0.1,-0	0.42±0.1
RS-0402	0.65±0.10	1.15±0.1	8.0±0.2	1.75±0.1	3.50±0.05	4.00±0.10	2.00±0.05	2.00±0.05	1.50+0.1,-0	0.45±0.1
RS-0603	1.10±0.10	1.90±0.1	8.0±0.2	1.75±0.1	3.50±0.05	4.00±0.10	4.00±0.05	2.00±0.05	1.50+0.1,-0	0.70±0.1
RS-0805	1.60±0.10	2.40±0.2	8.0±0.2	1.75±0.1	3.50±0.05	4.00±0.10	4.00±0.05	2.00±0.05	1.50+0.1,-0	0.85±0.1
RS-1206	1.90±0.10	3.50±0.2	8.0±0.2	1.75±0.1	3.50±0.05	4.00±0.10	4.00±0.05	2.00±0.05	1.50+0.1,-0	0.85±0.1

**■ Marking**

No Marking for 0201 and 0402

1% for 0805/1206: 4 digits marking

Example:

Resistance	100Ω	2.2KΩ	10KΩ	49.9KΩ	100KΩ
Marking	1000	2201	1002	4992	1003

1% for 0603: 3 digits marking in E96



3 digits marking for Example: 14C=13K7Ω 13C=13K3Ω  
68B=4K99Ω 68X=49.9Ω

**Marking Table**

Code	E96	Code	E96	Code	E96	Code	E96
01	100	25	178	49	316	73	562
02	102	26	182	50	324	74	576
03	105	27	187	51	332	75	590
04	107	28	191	52	340	76	604
05	110	29	196	53	348	77	619
06	113	30	200	54	357	78	634
07	115	31	205	55	365	79	649
08	118	32	210	56	374	80	665
09	121	33	215	57	383	81	681
10	124	34	221	58	392	82	698
11	127	35	226	59	402	83	715
12	130	36	232	60	412	84	732
13	133	37	237	61	422	85	750
14	137	38	243	62	432	86	768
15	140	39	249	63	442	87	787
16	143	40	255	64	453	88	806
17	147	41	261	65	464	89	825
18	150	42	267	66	475	90	845
19	154	43	274	67	487	91	866
20	158	44	280	68	499	92	887
21	162	45	287	69	511	93	909
22	165	46	294	70	523	94	931
23	169	47	301	71	536	95	953
24	174	48	309	72	549	96	976

Code	A	B	C	D	E	F	G	X	Y
Multiplier	10 <sup>0</sup>	10 <sup>1</sup>	10 <sup>2</sup>	10 <sup>3</sup>	10 <sup>4</sup>	10 <sup>5</sup>	10 <sup>6</sup>	10 <sup>-1</sup>	10 <sup>-2</sup>

**■ Recommend Land Pattern**



Unit: mm

Type	A	B	C
RS-0201	0.30	0.25	0.30
RS-0402	0.50	0.45	0.60
RS-0603	0.90	0.60	0.90
RS-0805	1.20	0.70	1.30
RS-1206	2.00	0.90	1.60