




DB-25S-NR

Product Details

Part Number	DB-25S-NR
Status	Active
Features	D-Sub Connector, 25 pos., Cable side connecter
Number of Positions	25 pos.
Contact Pitch (mm)	
Rated Current (A)	5
Rated Voltage (V)	
Applicable Specifications	
Waterproof/ Non-waterproof	
Applications	
Connector Type	Cable side connecter
Connector Style	
Contact Type	Socket
Wire Termination Style	Soldering
Applicable Wire Size (AWG)	#20 AWG max.
EMI Shielded	FALSE
PCB Mounting Style	
SMD Flag	
Shell Size	B
Applicable Wire Size (mm ²)	0.52 Max.
Applicable Wire Size	
Dielectric Withstanding	

Voltage (VACr.m.s. 1minute)	1250
Insulation Resistance (megaohm min.)	5000
Contact Resistance (milliohm max.)	2.7
Operating Temperature Range (deg. C)	-55 to +105
Shell Type	Standard type
Material of Insulator	Glass-filled PBT (UL94V-0, Black)
Contact	With Contacts
Finish of Contact in Connecting Area	Gold plating
Finish of Contact in PCB Mounting Area	
Mounting Method	
Screw Lock Assembly	
Existence of Ferrite	FALSE
Applicable Contacts	
Applicable Product Part Numbers	
Use with Accessories	
Accessory Type	
Documents	<div>Drawings </div> <div>PDF Download </div>
Stock Search	<div>Stock Search </div>
RoHS compliant	10 substances (2011/65/EU)
REACH compliant	219 substances (08/07/2021)

Environment Information	<div>RoHS/Reach Certificate</div>
Combination	DB-25P-TR DB-25P-T-NR DB-25P-RR DB-25PA-NR DB-25P-T-N-S1R DB-25PA-J4R DB-25PA-N-S1R DB-25PA-J4-2R
Remarks	

Notice

1. The values specified in this web site are only for reference. The products and their specifications are subject to change without notice. Contact our sales staff for further information before considering or ordering any of our products.

For purchase, a product specification must be agreed upon.

2. Users are requested to provide protection circuits and redundancy circuits to ensure safety of the equipment, and sufficiently review the suitability of JAE's products to the equipment.

3. The products presented in this web site are designed for the uses recommended below.

We strongly suggest you contact our sales staff when considering use of any of the products in any other way than the recommended applications or for a specific use that requires an extremely high reliability.

- (1) Applications that require consultation:

* Please contact us if you are considering use involving a quality assurance program that you specify or that is peculiar to the industry, such as:

Automotive electrical components, train control, telecommunications devices (mainline), traffic light control, electric power, combustion control, fire prevention or security systems, disaster evention equipment, etc.

* We may separately give you our support with a quality assurance program that

you specify, when you think of a use such as :

Aviation or space equipment, submarine repeaters, nuclear power control systems, medical equipment for life support, etc.

(2) Recommended applications include:

* Computers, office appliances, telecommunications devices (terminals, mobile units), measuring equipment, audiovisual equipment, home electric appliances, factory automation equipment, etc