

FX1901 Compression Load Cell



- High Reliability Design for OEM, Appliance and Medical Applications
- 10 – 200 lbf Ranges
- Compact Coin Cell Package
- Anti-Rotation Mounting Features
- CE Compliance



DESCRIPTION

The FX1901 units are intended for OEM use in laboratory, hospital or consumer product applications, establishing a breakthrough price/performance value for compression load cells. The FX1901 is a 1% load cell device with full scale ranges of 10, 25, 50 or 100 and 200lbf compression. This new, low-cost technology enables force sensing in a whole new class of "smart" consumer and medical products.

MEAS' proprietary Microfused™ technology, derived from demanding aerospace applications, employs micro-machined piezoresistive strain gages fused with high temperature glass to a high performance stainless steel force measuring flexure. Microfused™ technology eliminates age-sensitive organic epoxies used in traditional load cell designs, providing excellent long term span and zero stability. Operating at very low strains, Microfused™ technology provides an essentially unlimited cycle life expectancy, superior resolution, high over-range capabilities and a ratiometric span of 20mV/V. The combination of stamped flexures and micro miniaturized MEMs strain gages permits low costs to be achieved in high volume OEM applications ranging from disposable medical devices to durable appliances and exercise equipment.

FEATURES

- Small
- Low Noise
- Robust: High Over-Range
- High Reliability
- mV Output: 20mV/V Nominal
- Low Deflection
- Fast
- Essentially Unlimited Cycle Life

APPLICATIONS

- Assembly Forces
- Physical Therapy Devices
- Patient Weight
- Hand Tool Forces
- Chiropractic and Exercise Equipment
- Consumables Monitoring: Copy Equipment and Vending systems
- Appliance Payload Monitoring: Washers, Dryers, Water Weight, Extraction Efficiency
- Appliance Unbalance Monitoring

STANDARD RANGES

Range	lbf
0 to 10	•
0 to 25	•
0 to 50	•
0 to 100	•
0 to 200	•

FX1901 Compression Load Cell

PERFORMANCE SPECIFICATIONS

Supply Voltage: 5.0V, Ambient Temperature: 25°C (unless otherwise specified)

PARAMETERS	MIN	TYP	MAX	UNITS	NOTES
Recommended Excitation		5		V	
Full Scale Output Span	16	20	24	mV/V	
Full Scale Output Span (200lbf)	34.2	36	37.8		
Zero Offset	-15		15	mV/V	
Non-Linearity	-1		1	%FSO	
Hysteresis	-0.80		0.80	%Span	
Thermal Zero Shift	-0.05		0.05	%FSO / °C	
Thermal Sensitivity Shift	-0.05		0.05	%FSO / °C	
Insulation Resistance	50			MΩ	@500Vdc
Maximum Overload		250		%FSO	
Maximum Overload (200lbf)		150		%FSO	
Operating Temperature	0		50	°C	
Storage Temperature	-40		+85	°C	
Creeping			0.5	%FSO	F.S. Span in 3min
Zero Drift			0.5	%FSO	Load F.S. 3min
Zero Return	-0.8		0.8	%FSO	
Span Repeat	-0.8		0.8	%FSO	
Humidity	0	5	90	%R.H.	
Deflection		0.05		mm	At Rated Load
Span Compensation Resistor (10, 25, 50 100lbf)		464		Ω	
Input Resistance	2.4	3	3.6	KΩ	
Output Resistance	1.76	2.2	2.64	KΩ	

For custom configurations, consult factory.

CE Compliance

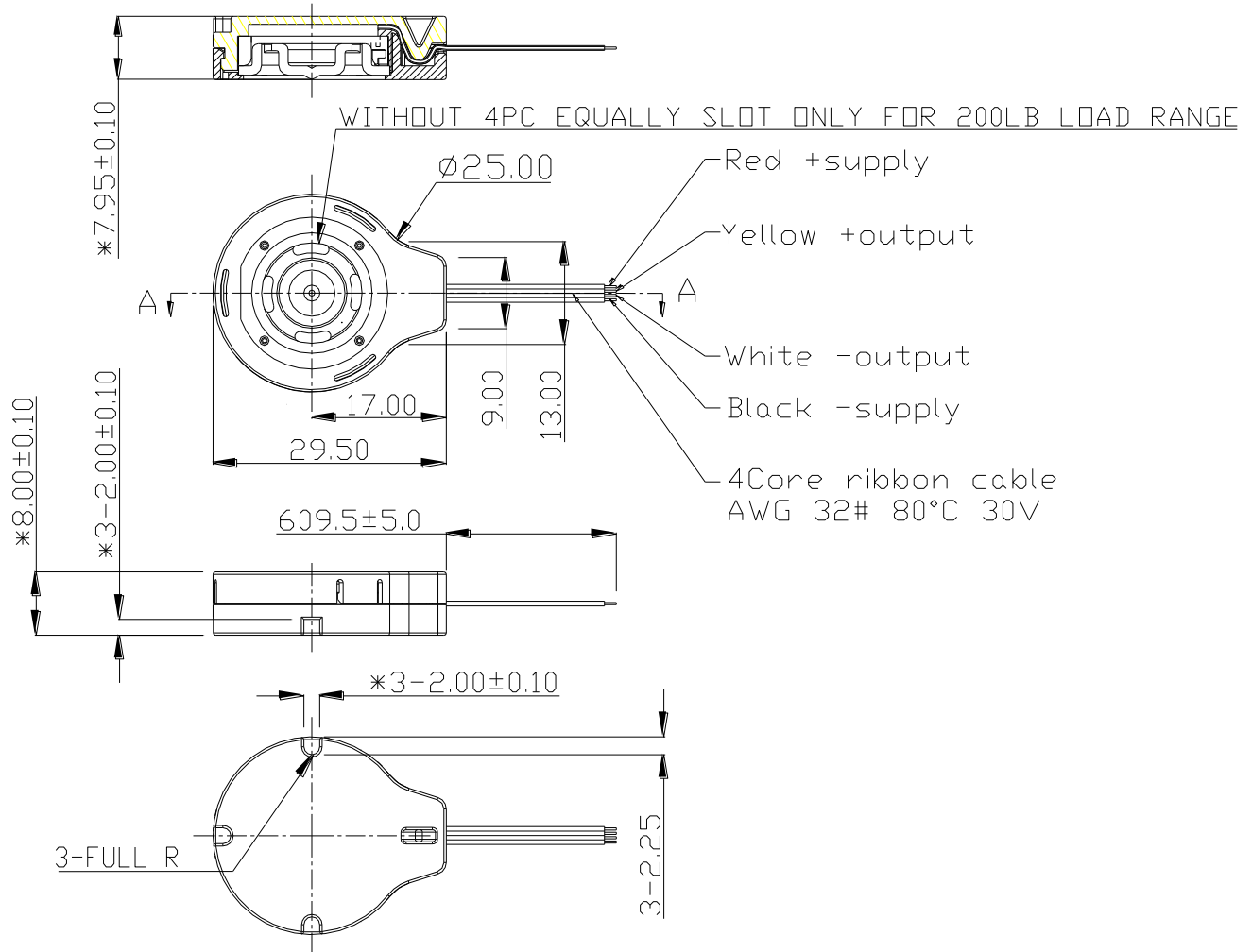
IEC61000-4-2 [4 kV/ 4 kV (Air/Contact)]

IEC61000-4-3 (3 V/m)

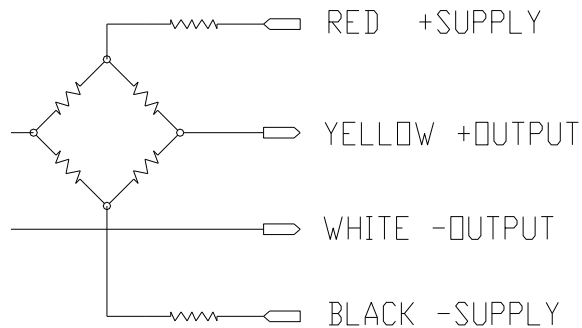
IEC55022 Class A

FX1901 Compression Load Cell

DIMENSIONS



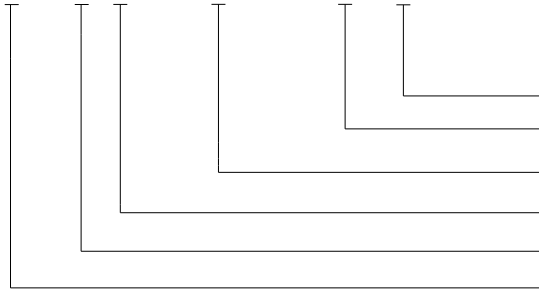
WIRING INFORMATION



FX1901 Compression Load Cell

ORDERING INFORMATION

FX19 0 1 - 0001 - 100 L



Units (L = lbf)
 Force Range
 Specials (0001 = Standard, nnnn = Custom Design)
 Connection (1 = 2ft Cable)
 Output (0 = 20mV)
 Model

NORTH AMERICA

Measurement Specialties
 45738 Northport Loop West
 Fremont, CA 94538
 Tel: 1-800-767-1888
 Fax: 1-510-498-1578
 Sales: pfg.cs.amer@meas-spec.com

EUROPE

Measurement Specialties
 (Europe), Ltd.
 26 Rue des Dames
 78340 Les Clayes-sous-Bois, France
 Tel: +33 (0) 130 79 33 00
 Fax: +33 (0) 134 81 03 59
 Sales: pfg.cs.emea@meas-spec.com

ASIA

Measurement Specialties
 (China), Ltd.
 No. 26 Langshan Road
 Shenzhen High-Tech Park (North)
 Nanshan District, Shenzhen 518057
 China
 Tel: +86 755 3330 5088
 Fax: +86 755 3330 5099
 Sales: pfg.cs.asia@meas-spec.com

The information in this sheet has been carefully reviewed and is believed to be accurate; however, no responsibility is assumed for inaccuracies. Furthermore, this information does not convey to the purchaser of such devices any license under the patent rights to the manufacturer. Measurement Specialties, Inc. reserves the right to make changes without further notice to any product herein. Measurement Specialties, Inc. makes no warranty, representation or guarantee regarding the suitability of its product for any particular purpose, nor does Measurement Specialties, Inc. assume any liability arising out of the application or use of any product or circuit and specifically disclaims any and all liability, including without limitation consequential or incidental damages. Typical parameters can and do vary in different applications. All operating parameters must be validated for each customer application by customer's technical experts. Measurement Specialties, Inc. does not convey any license under its patent rights nor the rights of others.