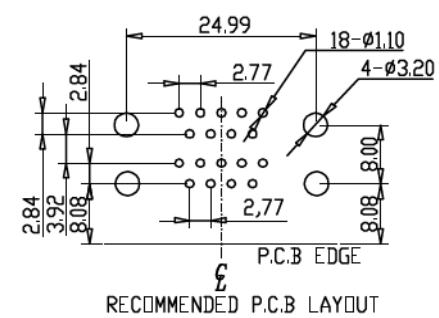
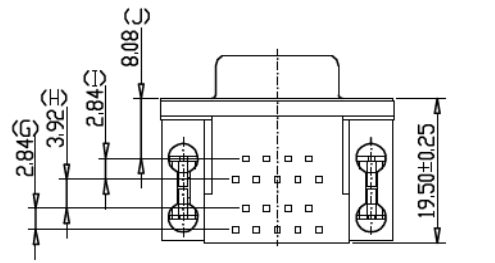
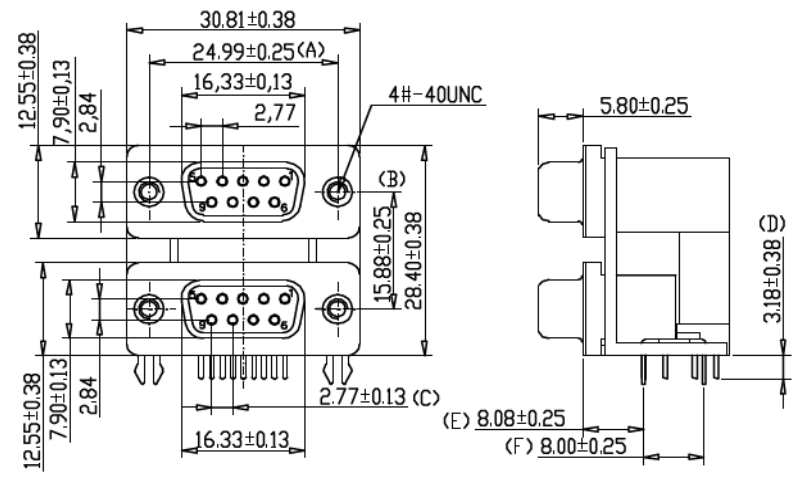


1 2 3 4 5 6 7 8



INSPECTION DIMENSION:(A)~(J)

SPECIFICATIONS

ELECTRICAL CHARACTERISTICS:

Contact Current Rating:3 Amperes.
 Dielectric Withstanding Voltage: AC 1000/60sec.r.m.s.
 Insulation Resistance:1000 Megohms Minimum.at DC 500V.
 Contact Resistance:25 Milliohms Maximum.
 Operating Temperature:-55°C to+105°C.

MECHANICAL CHARACTERISTICS:

Contact Insertion Force:341 g.Maximum.
 Contact Separation Force:21 g.Minimum.

MATERIALS:

Contacts:Brass.
 Insulator: PBT Or High Temperature Plastic
 UL 94V-0 Rated.

Shell: Cold Roller Steel.

FINISHES:

Contact:Gold Flash Or Full Gold.
 Shell:Tin Or Nickel Plated.

D20H X XX X XXX X X N

- SERIES NO.
- D-SUB CONNECTOR
- DUAL PORT
- SPACING BETWEEN PORTS
- TYPE C-C (PROFILE)
 - A: 15.88 mm(0.625")
 - B: 19.05 mm(0.75")
 - C: 22.86 mm(0.90")
- TOP CONNECTOR TYPE
 - 1: 9-POS. MALE (09P)
 - 2: 9-POS. FEMALE (09S)
 - 3: 15-POS. MALE (15P)
 - 4: 15-POS. FEMALE (15S)
 - 5: 25-POS. MALE (25P)
 - 6: 25-POS. FEMALE (25S)
 - 7: 37-POS. MALE (37P)
 - 8: 37-POS. FEMALE (37S)
- BOTTOM CONNECTOR TYPE
 - 1: 9-POS. MALE (09P)
 - 2: 9-POS. FEMALE (09S)
 - 3: 15-POS. MALE (15P)
 - 4: 15-POS. FEMALE (15S)
 - 5: 25-POS. MALE (25P)
 - 6: 25-POS. FEMALE (25S)
 - 7: 37-POS. MALE (37P)
 - 8: 37-POS. FEMALE (37S)
- CONTACT FINISH
 - 0: FLASH GOLD
 - 1: 15u" GOLD
 - 2: 30u" GOLD
 - 3: FULL GOLD
- FRONT SHELL FINISH
 - 0: ZINC CHROMATED
 - 1: TIN
 - 2: NICKEL
- IT'S COMPLIANT WITH RoHS
- INSULATOR MATERIALES
 - M: HIGH TEMPERATURE PLASTIC
 - P: PBT
- COLOR STYLE
 - 1: ALL BLACK
 - 2: FOR PC99 FOLLOW PANTONE COLOR
- FLANGE MOUNTING OPTION
 - 0: #4-40 THREADED HOLE
 - 1: #4-40 THREADED HOLE WITH #4-40UNC SCREWLOCK INSTALLED
 - 2: #4-40 THREADED HOLE WITH #4-40UNC SCREWLOCK BULK-PACKED
 - 3: Ø3.05mm CLEAR HOLE
 - 4: M3 THREADED HOLE
 - 5: M3 THREADED HOLE WITH M3 SCREWLOCK INSTALLED
 - 6: #4-40 THREADED SCREWLOCK CLINCHED-MOUNT INSTALLED
- BOARD MOUNTING OPTION
 - A: NONE
 - 0: DUAL ARROWHEAD BOARDLOCK(8.08X8.0)
 - 1: QUAD ARROWHEAD BOARDLOCK(8.08X(8.0)
 - 2: DUAL ARROWHEAD BOARDLOCK(9.5X6.9)
 - 3: QUAD ARROWHEAD BOARDLOCK(9.5X6.9)
 - 4: #4-40 THREADED HOLE(8.08X8.0mm)

B	Add Inspection Dimension					
A						
REV.			DATE	Title: D20H SERIES		
	Drawn			D-SUB CONNECTOR 9 FEMALE/9 FEMALE DUAL PORT		
	Designed					
	Approval					
	Scale	1:1	Size	A4	File NO.	
	SHEET	1	Units	mm	Drawing NO.	

1 2 3 4 5 6 7 8