

# HFBR-0400TZ

Threaded ST Port Option  
for Low Cost Miniature Link Components



## Data Sheet



### Description

Low Cost Miniature Link components with the Threaded ST Port Option come with 0.2 inch (5.1 mm) of 3/8-32 UNEF-2A threads on the port. This option is available with all HFBR-0400Z, ST styled port components. Components with this option retain the same superior electrical/optical and mechanical performance as that of the base HFBR-0400Z components. Refer to the HFBR-0400Z data sheets for more information on electrical/optical performance and the HFBR-0400Z Reliability data sheet for more information on mechanical durability.

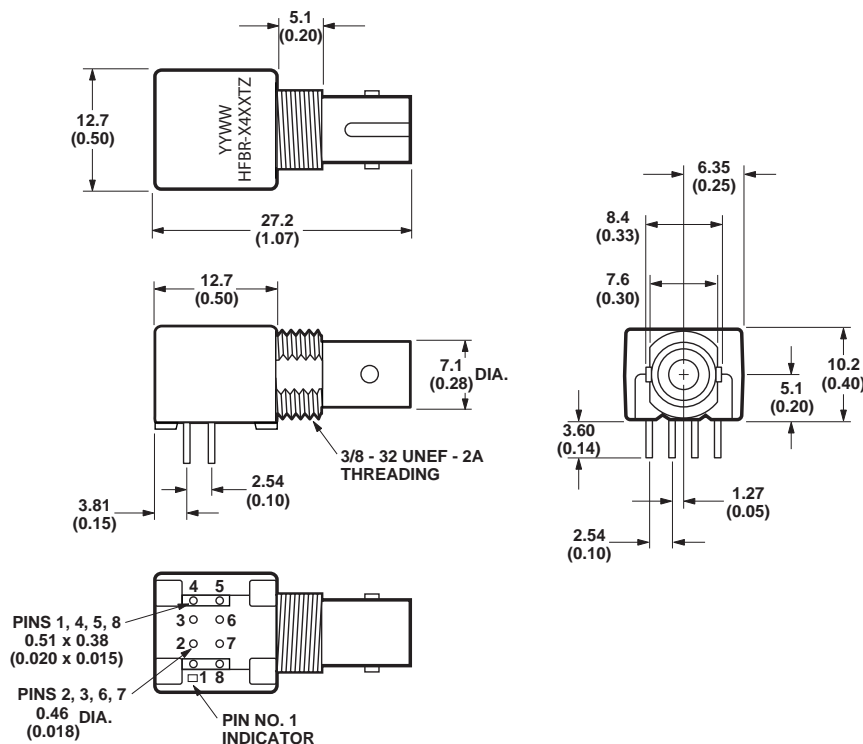
### Features

- RoHS-compliant
- Threading allows ST styled port components to be panel mounted
- Compatible with all current makes of ST multimode connectors
- Mechanical dimensions are compliant with MIL-STD-83522/13

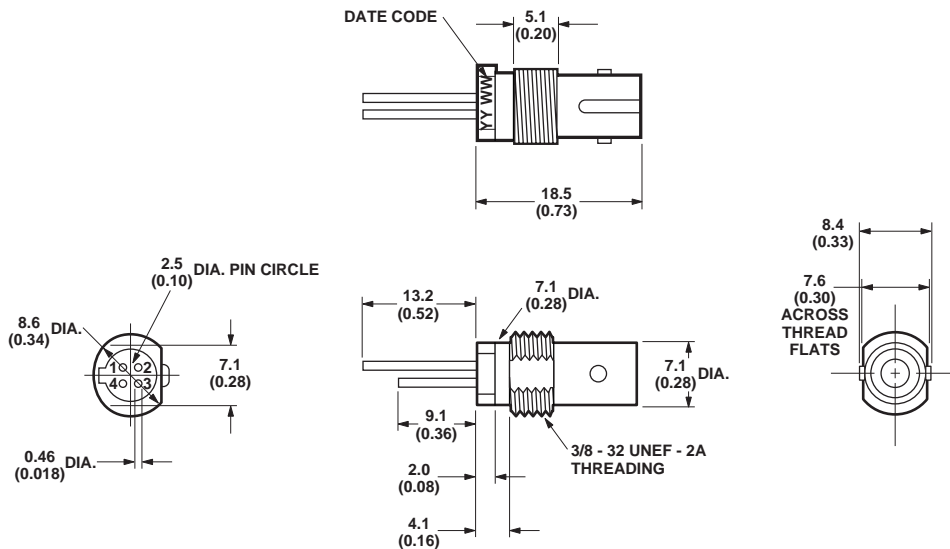
### Panel Mounting

Low Cost Miniature Link components with the Threaded ST Port Option are suitable for panel mounting to chassis walls. The maximum wall thickness possible when using nuts and washers from the HFBR-4411Z kit is 0.11 inch (2.8 mm).

### Package Outline (Housed Product)

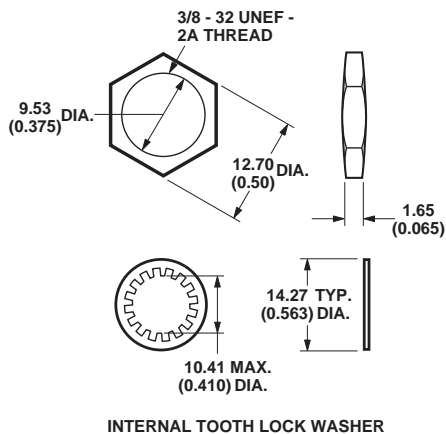


## Package Outline (Port Product)



ALL DIMENSIONS IN MILLIMETERS AND (INCHES).

The HFBR-4411Z kit consists of 100 nuts and 100 washers with dimensions as shown in Figure 1. These kits are available from Avago or any authorized distributor. Any standard size nut and washer will work, provided the total thickness of the wall, nut, and washer does not exceed 0.2 inch (5.1 mm). When preparing the chassis wall for panel mounting, use the mounting template in Figure 2. When tightening the nut, torque should not exceed 0.8 N-m (8.0 in-lb).



INTERNAL TOOTH LOCK WASHER

ALL DIMENSIONS IN MILLIMETERS AND (INCHES).

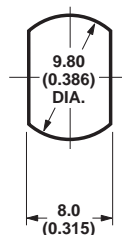
Figure 1. HFBR-4411Z mechanical dimensions.

## Ordering Information

To order the Threaded ST Port Option with a particular component, place a "T" after the base part number. For example, to order an HFBR-2416Z with this option, order an HFBR-2416TZ.

This option is available with the following part numbers:

HFBR-1412Z  
 HFBR-1414Z  
 HFBR-1415Z  
 HFBR-2412Z  
 HFBR-2414Z  
 HFBR-2416Z



ALL DIMENSIONS IN MILLIMETERS AND (INCHES).

Figure 2. Recommended cut-out for panel mounting.

For product information and a complete list of distributors, please go to our web site: [www.avagotech.com](http://www.avagotech.com)

Avago, Avago Technologies, and the A logo are trademarks of Avago Technologies in the United States and other countries. Data subject to change. Copyright © 2005-2012 Avago Technologies. All rights reserved. Obsoletes 5989-4628EN AV02-3593EN - June 11, 2012

**AVAGO**  
 TECHNOLOGIES