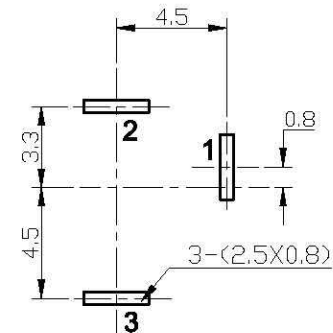
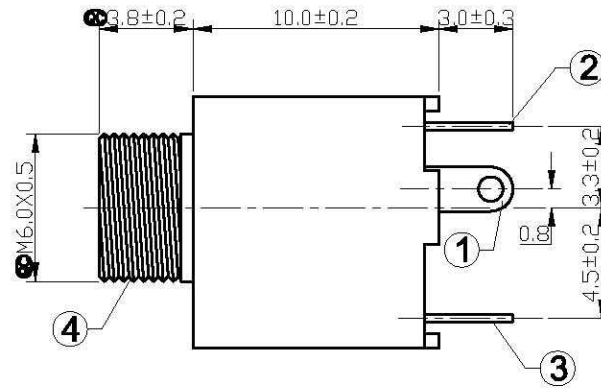
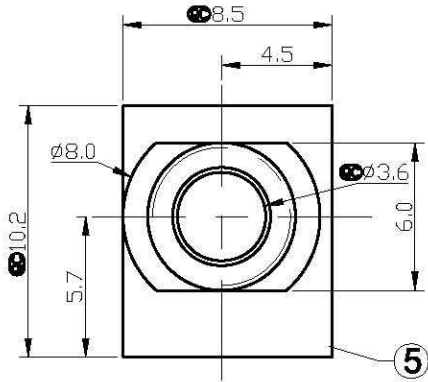
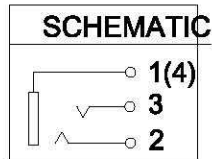


1 2 3 4 5 6 7 8

ECN NO.	REV	MODIFICATION	DATE	DRAW	APPROVE
	A1	NEW ISSUES	2009.07.02	胡志隆	胡志隆



P. C. B LAYOUT  
TOP VIEW



**LEAD FREE**

5	HOUSING	1	PBT	
4	AXIS SUPPORT	1	H59 BRASS	Ni-Plating
3	SPRING PIECE	1	SUS301	Sn-Plating
2	CURVE PIECE	1	H62 BRASS	Sn-Plating
1	CONTACT FOOT	1	BRONZE	Sn-Plating
NO.	DESCRIPTION	QTY	MATERIAL	REMARK
QC Inspection Item	DIMENSION IN mm [Inch]			
	TOLERANCE UNLESS OTHERWISE SPECIFIED		DWG NO.	FILE NO.
	X ±0.5	X ± 3°	HLA-3501D3D (SY)	HLA-3501D3D
	XX ±0.3	XX ± 2°	TITLE	CUSTOMER COPY
XXX ±0.25		PHONE JACK		
APPROVE	CHECK	DRAW	PROJ	SHEET
JACK	胡志隆	胡志隆	1/1	1/1
			SCALE	REV
			1:1	A1

**SPECIFICATION**

1. Rating : DC 30V 0.5A;
2. Contact resistance:  $\leq 0.03 \Omega$ ;
3. Insulation resistance:  $\geq 100M \Omega$  (DC250V);
4. Withstand voltage: 500VAC ;
5. Insertion and extraction force: 3-20N;
6. life test: 5,000 cycles.

1 2 3 4 5 6 7 8