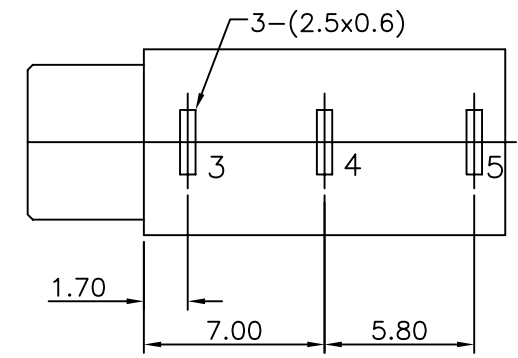
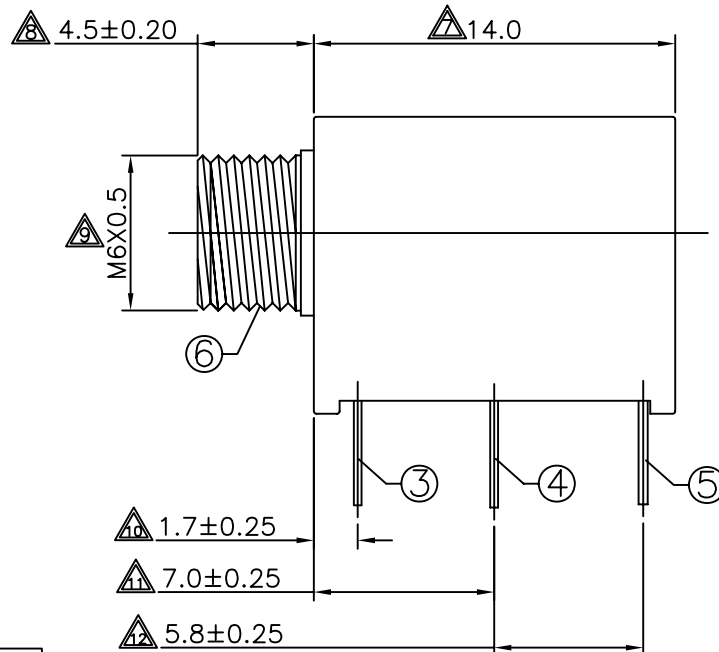
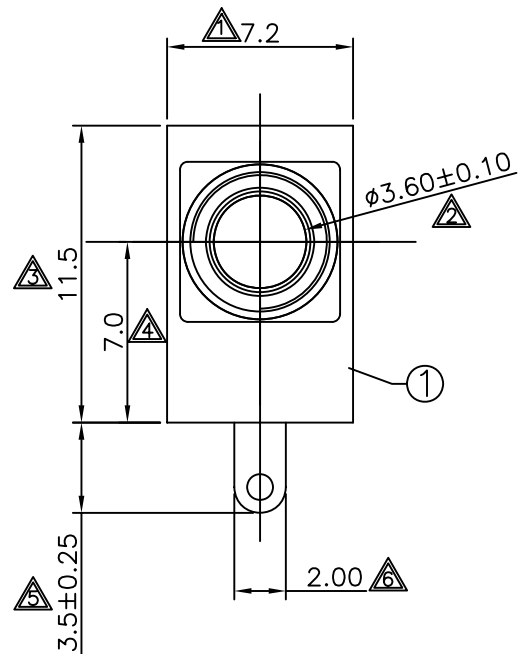
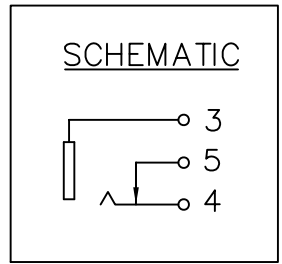


ECN NO.	REV	MODIFICATION	DATE	DRAW	APPROVE
	A1	NEW ISSUES	2009.07.02	胡志隆	胡志隆



P.C.B LAYOUT  
TOP VIEW



SPECIFICATION

1. Rating : DC 30V 0.5A;
2. Contact resistance:  $\leq 0.03\Omega$ ;
3. Insulation resistance:  $\geq 100M\Omega$  (DC250V);
4. Withstand voltage: 500V AC ;
5. Insertion and extraction force: 3-30N;
6. life test: 5,000 cycles.
7. Marked  $\triangle$  are important dimensions.

LEAD FREE

5	AXIS SUPPORT	1	BRASS	Ni-Plating
5	CURVE PIECE	1	BRASS	Sn-Plating
4	SPRING	1	BRONZE	Sn-Plating
3	FLAT PIECE	1	BRASS	Sn-Plating
-	COVER	1	PBT	---
1	HOUSING	1	PBT	---
NO	DESCRIPTION	QTY	MATERIAL	REMARK

QC Inspection Item	DIMENSION IN mm [Inch]			
	TOLERANCE UNLESS OTHERWISE SPECIFIED		DWG NO.	FILE NO.
	X $\pm 0.5$	X $\pm 3^\circ$	HLA-3542D11	HLA-3542D11
	XX $\pm 0.3$	XX $\pm 2^\circ$	TITLE	CUSTOMER COPY
	XXX $\pm 0.25$	PHONE JACK		
APPROVE	CHECK	DRAW	PROJ.	SHEET 1 / 1
JACK	胡志隆	胡志隆	SCALE 1:1	REV A1