





IL-AG5-PC1-5000

Product Details

| | |
|---|---|
| Part Number | IL-AG5-PC1-5000 |
| Status | Active |
| Number of Positions | - |
| Contact Pitch (mm) | 2.5 mm |
| Connector Type | Contact |
| Connector Style | - |
| Wire Termination Style | Crimp |
| Applicable Wire Size (AWG) | #22 to #20 (AV, AVS, AVSS), #18 (AVS, AVSS) |
| PCB Side Mounting Style | - |
| Applicable PCB Thickness (mm) | - |
| Material of Insulator | |
| Color of Insulator | - |
| Material of Contact | High conductivity Copper alloy |
| Finish of Contact in Connecting Area | Tin plating |
| Finish of Contact in Terminal Area | Tin plating |
| Finish of Contact in PCB Mounting Area | - |
| Applicable Cable Type | AV, AVS, AVSS |

Applicable Cable Conductive

| | |
|---------------------------------------|---|
| Area (mm ²) | 0.3 to 0.5 (AV, AVS, AVSS), 0.85 (AVS, AVSS) |
| Applicable Cable Sheath Diameter (mm) | 1.4 to 2.4 |
| Applicable Contacts | - |
| Documents | Drawings  PDF Download  |
| Stock Search | Stock Search  |
| RoHS compliant | 10 substances (2011/65/EU) |
| REACH compliant | |
| Environment Information | RoHS/Reach Certificate  |
| Remarks | |

Notice

1. The values specified in this web site are only for reference. The products and their specifications are subject to change without notice. Contact our sales staff for further information before considering or ordering any of our products.
For purchase, a product specification must be agreed upon.
2. Please contact us if you are considering use involving a quality assurance program that you specify or that is peculiar to the industry. Also contact us regarding the details of use, usage, specification before considering or ordering any of our products.
3. Users are requested to provide protection circuits and redundancy circuits to ensure safety of the equipment, and sufficiently review the suitability of JAE's products to the equipment.