





# PS-16PE-D4T1-B1E

## Product Details

Part Number	PS-16PE-D4T1-B1E
Status	Active
Features	Single-line and double-line connectors available with 2.54mm pitch crimp type, 16 pos., Pin header Box type
Number of Positions	16 pos.
Contact Pitch (mm)	2.54 mm
Connector Type	Pin header Box type
Connector Style	Straight
Wire Termination Style	
PCB Mounting Method	Soldering
Number of Rows	2
Recommended PCB Thickness (mm)	1.6
Applicable Cable Conductive Area (mm <sup>2</sup> )	
Applicable Wire Insulation Diameter (mm)	
Dielectric Withstanding Voltage (VACr.m.s. 1minute)	1000
Insulation Resistance (megaohm min.)	1000
Contact Resistance (milliohm max.)	10
Material of Contact	Copper alloy

<b>Finish of Contact in Connecting Area</b>	Gold plating over Nickel
<b>Finish of Contact in Terminal Area</b>	Tin or Tin-alloy plating over Nickel
<b>Material of Housing</b>	Glass filled PBT (UL94V-0)
<b>Color of Housing</b>	Black
<b>Mounting-side Contact Length (mm)</b>	2.8
<b>Use with Accessories</b>	
<b>Applicable Product Part Numbers</b>	
<b>Crimping Tool</b>	
<b>Packaging Type</b>	
<b>Quantity in The Standard Packaging (pieces)</b>	
<b>Documents</b>	<div>Drawings </div> <div>PDF Download </div>
<b>Stock Search</b>	<div>Stock Search </div>
<b>RoHS compliant</b>	10 substances (2011/65/EU)
<b>REACH compliant</b>	219 substances (08/07/2021)
<b>Environment Information</b>	<div>RoHS/Reach Certificate </div>
<b>Combination</b>	<a href="#">PS-16SM-D4P1-1D</a> <a href="#">PS-16SM-D4P1-1C</a> <a href="#">PS-D4C16</a>
<b>Remarks</b>	Polarization key:1 place, Through-hole dia.:0.8 mm



## Notice

1. The values specified in this web site are only for reference. The products and their specifications are subject to change without notice. Contact our sales staff for further information before considering or ordering any of our products.

For purchase, a product specification must be agreed upon.

2. Users are requested to provide protection circuits and redundancy circuits to ensure safety of the equipment, and sufficiently review the suitability of JAE's products to the equipment.

3. The products presented in this web site are designed for the uses recommended below.

We strongly suggest you contact our sales staff when considering use of any of the products in any other way than the recommended applications or for a specific use that requires an extremely high reliability.

### (1) Applications that require consultation:

- \* Please contact us if you are considering use involving a quality assurance program that you specify or that is peculiar to the industry, such as:

Automotive electrical components, train control, telecommunications devices (mainline), traffic light control, electric power, combustion control, fire prevention or security systems, disaster evention equipment, etc.

- \* We may separately give you our support with a quality assurance program that you specify, when you think of a use such as :

Aviation or space equipment, submarine repeaters, nuclear power control systems, medical equipment for life support, etc.

### (2) Recommended applications include:

- \* Computers, office appliances, telecommunications devices (terminals, mobile units), measuring equipment, audiovisual equipment, home electric appliances, factory automation equipment, etc