


# PLASTIC FILM CAPACITORS

## YX Foil Type Polyester Film Capacitor series (Standard type, Coating with Clear-yellow Resin)

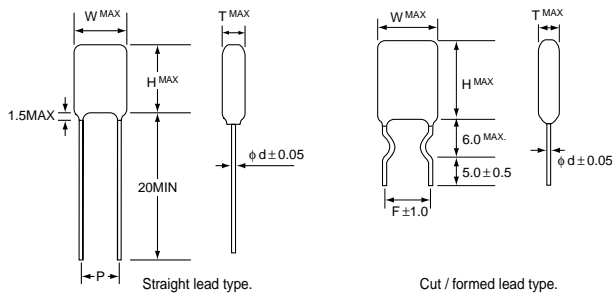
- Inductive construction, using a dielectric of polyester film together with aluminum foil.
- Coated with epoxy resin for superior heat resistance, humidity resistance and solvent resistance.
- Suited for use in commercial and industrial applications.
- Available for automatic insertion systems.
- Compliant to the RoHS directive (2002/95/EC).



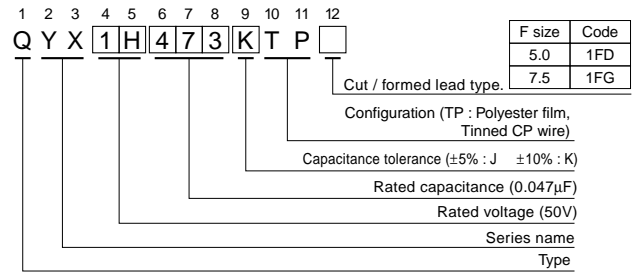
### Specifications

Item	Performance Characteristics
Category Temperature Range	-40 to +85°C
Rated Voltage	50, 100VDC
Rated Capacitance Range	0.001 to 0.47μF
Capacitance Tolerance	±5% (J), ±10% (K)
Dielectric Loss Tangent	0.8% or less (at 1kHz 20°C)
Insulation Resistance	30,000 MΩ or more
Withstand Voltage	Between Terminals : Rated Voltage × 250%, 1 to 5 secs. Between Terminals and Coverage : Rated Voltage × 200%, 1 to 5 secs.
Encapsulation	Epoxy resin

### Drawing



### Type numbering system (Example : 50V 0.047μF)



### Dimensions

Unit : mm

Cap. (μF)	V (Code)	Code	Size	50VDC (1H)					100VDC (2A)						
				T	W	H	d	P	F	T	W	H	d	P	F
0.001	102			2.5	5.0	7.0	0.5	3.5 ± 0.75	5.0	2.8	5.5	10.0	0.5	3.5 <sup>+1.0</sup> / <sub>-1.2</sub>	5.0
0.0015	152			2.5	5.0	7.0	0.5	3.5	5.0	2.8	5.5	10.5	0.5	3.5	5.0
0.0022	222			3.0	5.5	7.0	0.5	3.5	5.0	2.8	5.5	10.5	0.5	3.5	5.0
0.0033	332			3.0	5.5	7.0	0.5	3.5	5.0	2.8	5.5	10.5	0.5	3.5	5.0
0.0047	472			3.0	6.0	7.0	0.5	3.5	5.0	2.8	5.5	10.5	0.5	3.5	5.0
0.0068	682			3.0	6.0	7.0	0.5	3.5	5.0	2.8	6.0	10.5	0.5	5.0 ± 1.0	5.0
0.01	103			3.0	6.0	7.0	0.5	3.5	5.0	3.0	6.5	10.5	0.5	5.0	5.0
0.015	153			3.5	6.0	8.5	0.5	3.5	5.0	3.0	6.5	11.5	0.5	5.0	5.0
0.022	223			3.5	6.5	9.0	0.5	3.5	5.0	3.5	7.0	11.5	0.5	5.0	5.0
0.033	333			4.0	7.0	9.0	0.5	3.5	5.0	3.5	7.5	11.5	0.5	5.0	5.0
0.047	473			4.5	7.5	9.5	0.5	5.0 ± 1.0	5.0	4.5	8.5	12.5	0.5	5.0	5.0
0.068	683			5.0	8.0	9.5	0.5	5.0	5.0	4.5	9.5	12.5	0.5	7.5 <sup>+1.0</sup> / <sub>-1.2</sub>	7.5
0.1	104			5.5	9.0	10.5	0.5	5.0	5.0	5.5	11.0	12.5	0.5	7.5	7.5
0.15	154			6.5	10.0	12.0	0.5	5.0	5.0	6.0	12.5	14.0	0.5	10.0 <sup>+1.0</sup> / <sub>-1.2</sub>	7.5
0.22	224			6.5	11.0	12.0	0.5	7.5 <sup>+1.0</sup> / <sub>-1.2</sub>	7.5	7.0	14.0	14.0	0.5	10.0	7.5
0.33	334			8.0	12.5	14.5	0.6	7.5	7.5	8.0	14.5	17.0	0.6	10.0	7.5
0.47	474			9.5	14.0	15.0	0.6	7.5	7.5	9.5	16.5	17.0	0.6	10.0	7.5

F : lead pitch for cut / formed lead wires.