アウトレット(AC OUTLET)

F-Series

定格：10A250V
接触抵抗：30mΩ以下のこと
絶縁抵抗：DC500V に於いて100M Ω以上のこと
耐電圧：AC2000V に於いて1分間異常がないこと

Rating:10A250V
Contact resistance:Under 30mΩ
Insulation Resistance:Over 100MΩ at 500V DC
Dielectric withstanding voltage:1minute at 2000V AC

AC-F01FB01



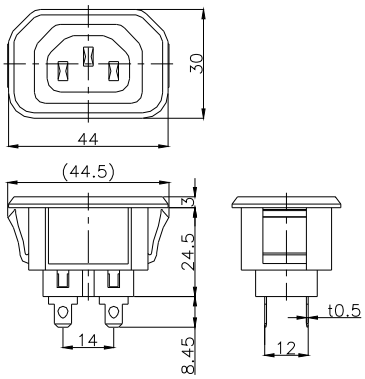

取付穴参考図
Size of mounting hole

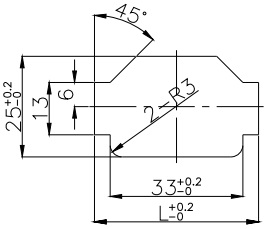

基板厚	L寸法
0.8	39
1.0	39.4
1.2	39.9
1.6	40.8

F-Series

定格：15A 250V FOR UL.CSA
10A 250V FOR SEMKO.CCC
接触抵抗：30mΩ以下のこと
絶縁抵抗：DC500V に於いて 1000MΩ以上のこと
耐電圧：AC2000Vに於いて1分間異常がないこと

Rating: 15A 250V FOR UL.CSA
10A 250V FOR SEMKO.CCC
Contact resistance:Under 30mΩ
Insulation Resistance:Over 1000MΩ at 500V DC
Dielectric withstanding voltage:1minute at 2000V AC

AC-F02FB03



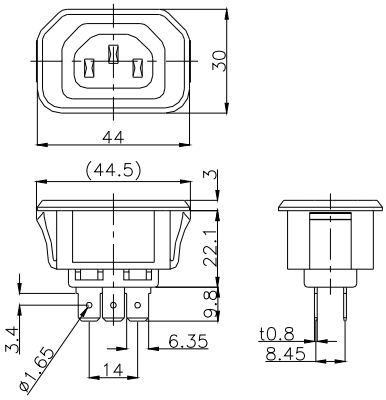

取付穴参考図
Size of mounting hole

基板厚	L寸法
0.8	39
1.0	39.4
1.2	39.9
1.6	40.8

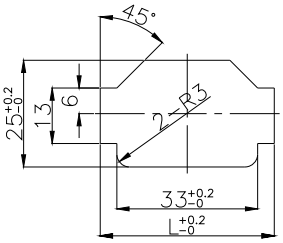

※プレス、成型は金型から全て社内での一貫生産方式です

EDK

アウトレット(AC OUTLET)

F-Series

定 格：15A 250V FOR UL.CSA
10A 250V FOR SEMKO.CCC
接触抵抗：30mΩ以下のこと
絶縁抵抗：DC500Vに於いて1000MΩ以上のこと
耐電圧：AC2000Vに於いて1分間異常がないこと

Rating: 15A 250V FOR UL.CSA
10A 250V FOR SEMKO.CCC
Contact resistance:Under 30mΩ
Insulation Resistance:Over 1000MΩ at 500V DC
Dielectric withstanding voltage:1minute at 2000V AC

AC-F03HB05



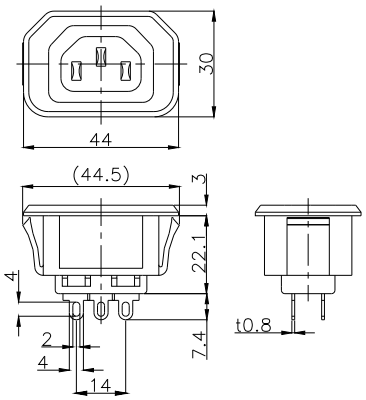

取付穴参考図
Size of mounting hole

基板厚	L寸法
0.8	39
1.0	39.4
1.2	39.9
1.6	40.8

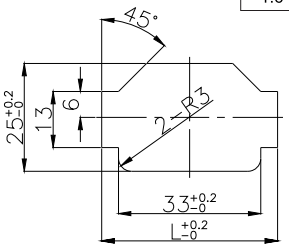

AC-F04FB04



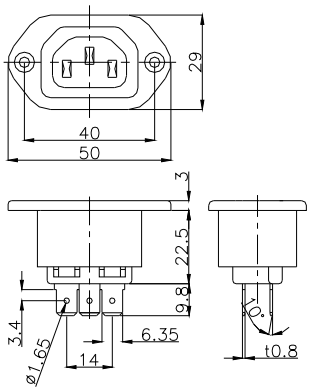

取付穴参考図
Size of mounting hole

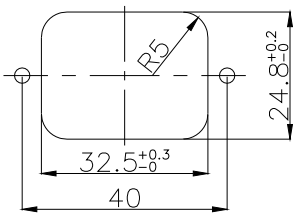

AC-F05HB06



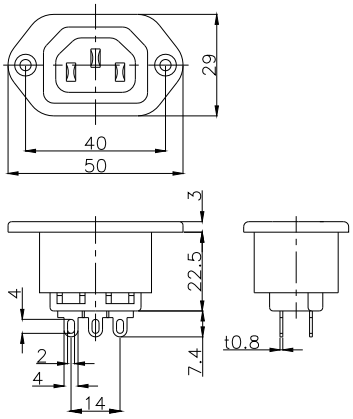

取付穴参考図
Size of mounting hole

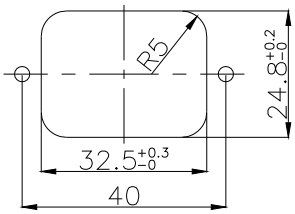

※プレス、成型は金型から全て社内での一貫生産方式です

アウトレット(AC OUTLET)

F-Series

定格：15A 250V FOR UL.CSA
10A 250V FOR SEMKO.CCC
接触抵抗：30mΩ以下のこと
絶縁抵抗：DC500V に於いて1000MΩ以上のこと
耐電圧：AC2000V に於いて1分間異常がないこと

Rating: 15A 250V FOR UL.CSA
10A 250V FOR SEMKO.CCC
Contact resistance:Under 30mΩ
Insulation Resistance:Over 1000MΩ at 500V DC
Dielectric withstanding voltage:1minute at 2000V AC

AC-F06FB07



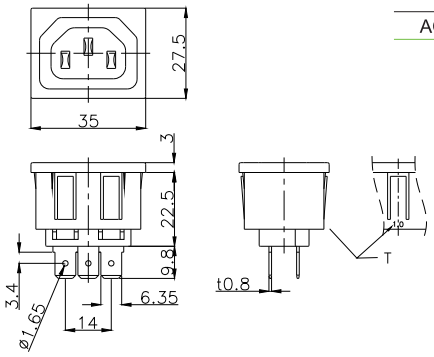

Part No.	Mounting Plate
AC-F06FB07	T=1.0/1.2/1.5/1.65/2.0

取付穴参考図
Size of mounting hole

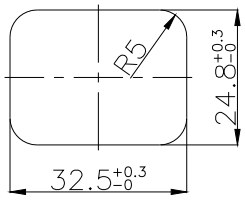

AC-F07HB08



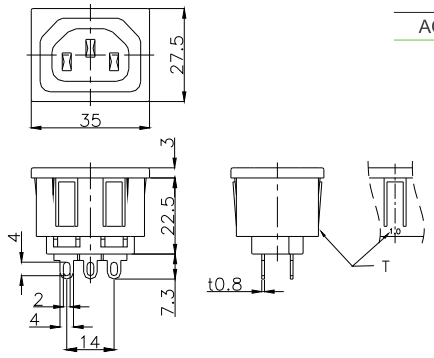

Part No.	Mounting Plate
AC-F07HB08	T=1.0/1.2/1.5/1.65/2.0

取付穴参考図
Size of mounting hole

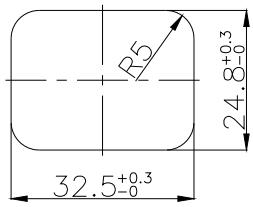

AC-F08HB11 (Applying)

OEM

NEW



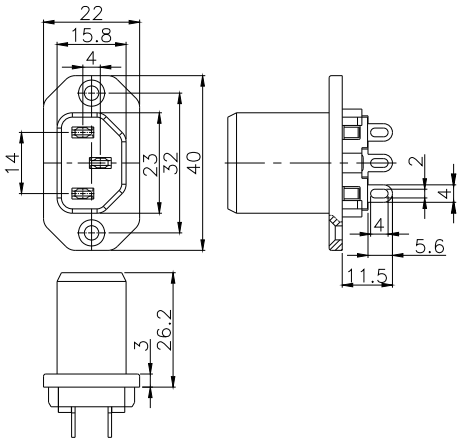

取付穴参考図
Size of mounting hole

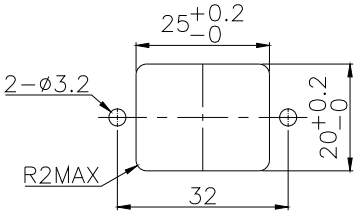

※プレス、成型は金型から全て社内での一貫生産方式です