

# Device Modeling Report

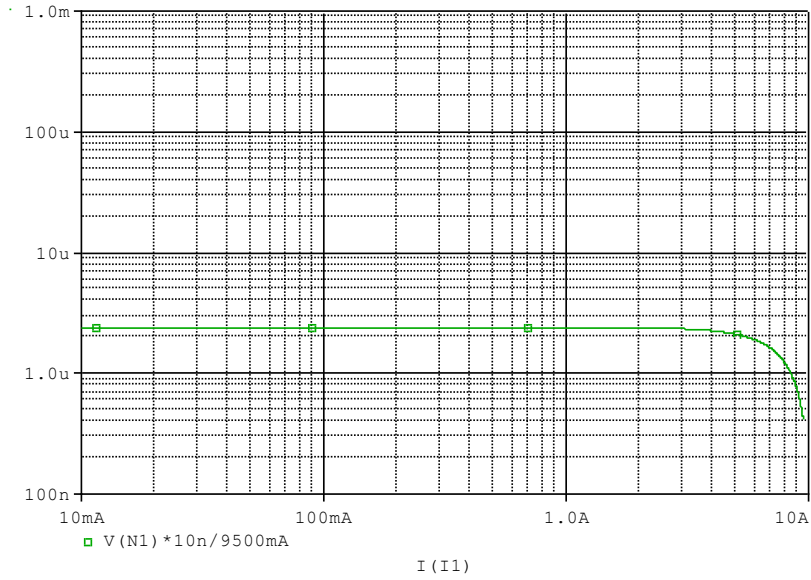
COMPONENTS: Inductor DC Model  
PART NUMBER: LQH6PPN2R2N43  
MANUFACTURER: Murata Manufacturing Co, Ltd.  
Remark: DC Model



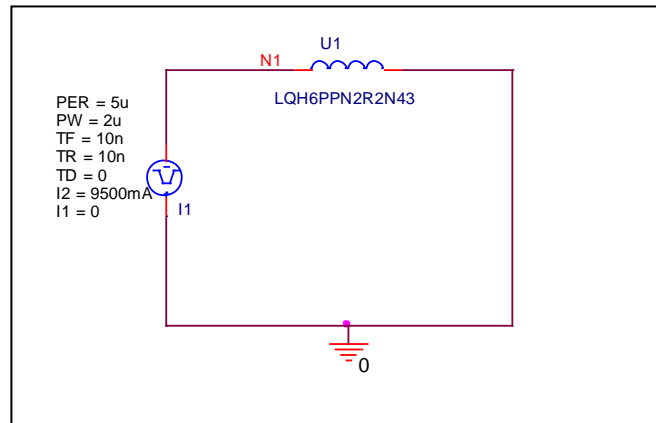
**Bee Technologies Inc.**

# Inductance-Current Characteristics

## Circuit Simulation result

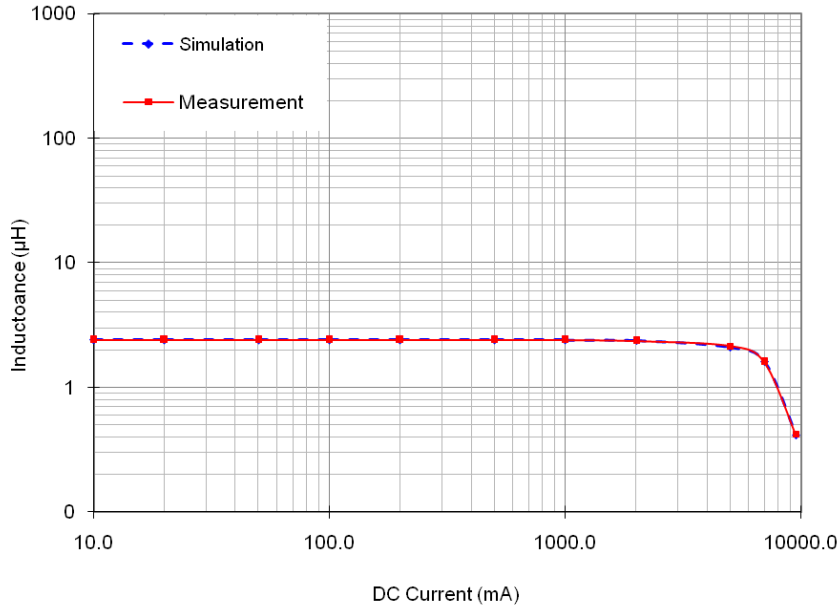


## Evaluation circuit



# Comparison Graph

## Simulation result



## Comparison table

I (mA)	L (µH)		%Error
	Measurement	Simulation	
10	2.400	2.400	0.00
20	2.400	2.400	0.00
50	2.400	2.400	0.00
100	2.400	2.400	0.00
200	2.400	2.400	0.00
500	2.400	2.400	-0.01
1000	2.400	2.398	-0.10
2000	2.350	2.382	1.34
5000	2.150	2.111	-1.82
7000	1.600	1.606	0.40
9500	0.420	0.416	-0.86