

Device Modeling Report

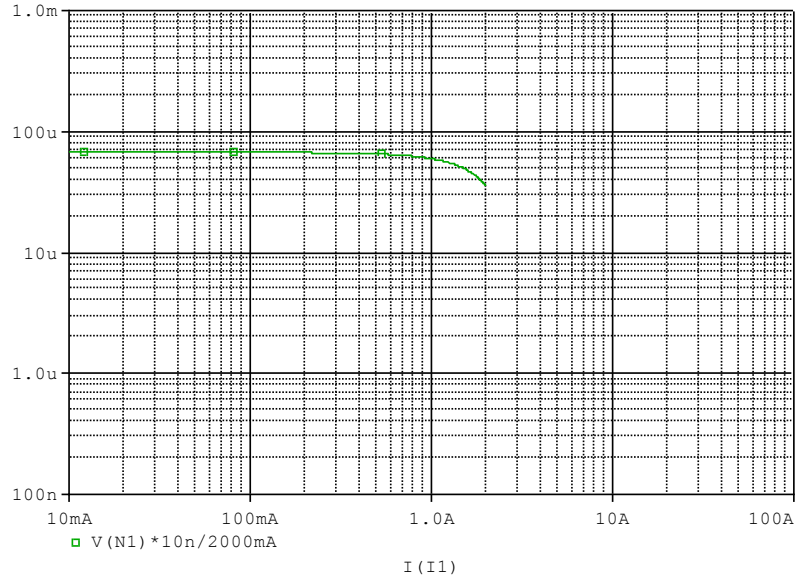
COMPONENTS: Inductor DC Model
PART NUMBER: LQH88PN680M38
MANUFACTURER: Murata Manufacturing Co, Ltd.
Remark: DC Model



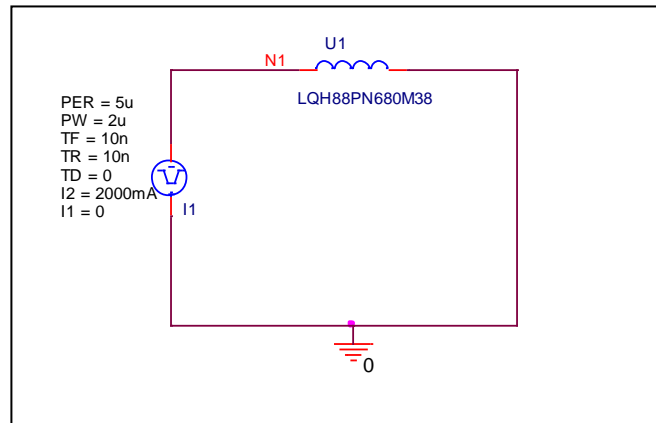
Bee Technologies Inc.

Inductance-Current Characteristics

Circuit Simulation result

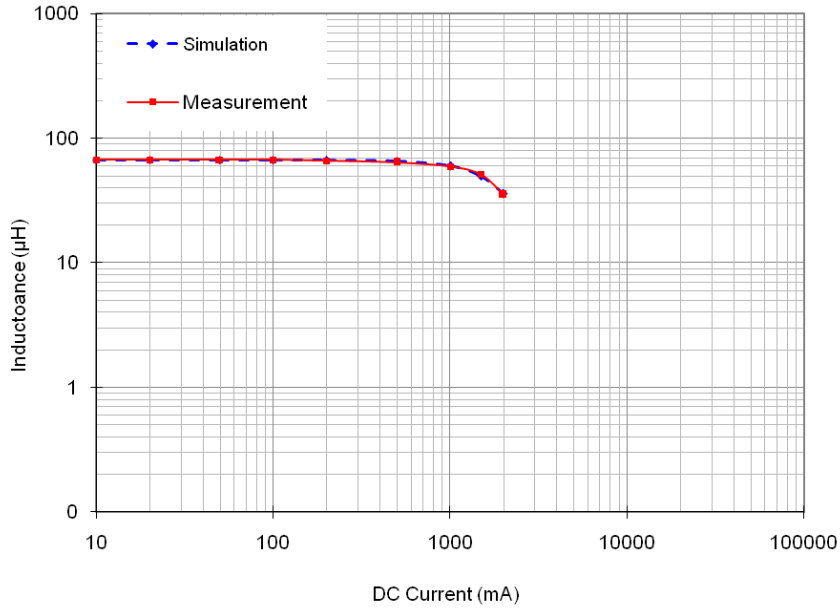


Evaluation circuit



Comparison Graph

Simulation result



Comparison table

I (mA)	L (µH)		%Error
	Measurement	Simulation	
10	67.000	67.000	0.00
20	67.000	67.000	0.00
50	67.000	67.000	0.00
100	67.000	67.000	0.00
200	66.000	66.848	1.28
500	64.000	65.379	2.15
1000	59.000	59.624	1.06
1500	51.000	49.735	-2.48
2000	35.000	35.713	2.04