

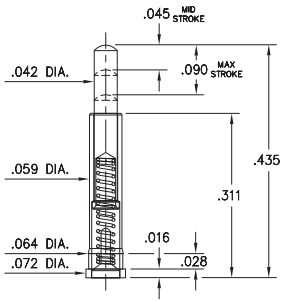
SPRING-LOADED PINS

DISCRETE SPRING-LOADED CONTACTS

0937

0937-0-15-20-77-14-11-0

Long stroke, Surface mount

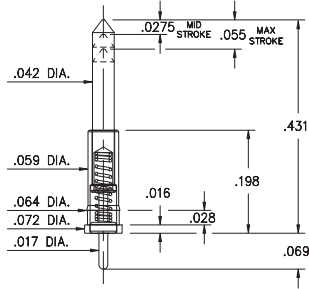


0978

0978-0-15-20-75-14-11-0

Standard stroke

Solder mount in .020 min. mounting hole

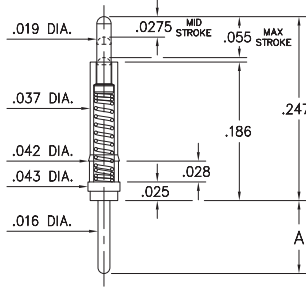


0985

0985-X-15-20-71-14-11-0

Standard stroke

Solder mount in .019 min. mounting hole



Basic Part Number

Length A

0985-0	.103
0985-1	.150
0985-2	.190

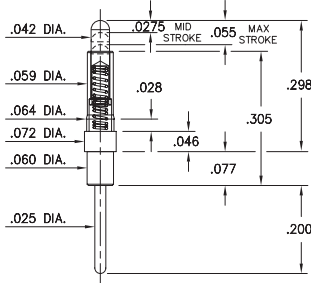
** Durability: Up to 100,000 cycles

0922

0922-0-15-20-7X-14-11-0

Standard stroke

Solder mount in .029 min. mounting hole

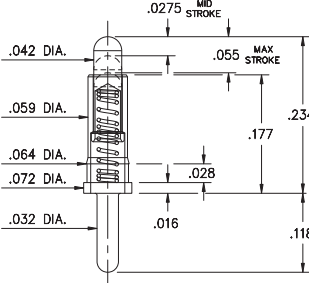


0956

0956-0-15-20-7X-14-11-0

Standard stroke

Solder mount in .035 min. mounting hole

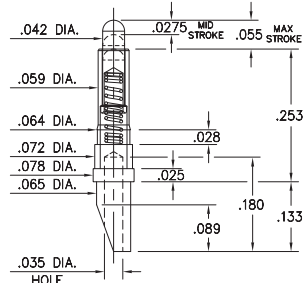


0933

0933-0-15-20-7X-14-11-0

Standard stroke, Soldercup

Accepts wire sizes up to 20 AWG

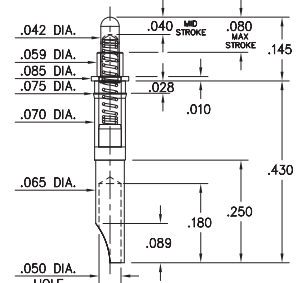


0973

0973-0-15-20-77-14-11-0

Long stroke, Soldercup

Accepts wire sizes up to 20 AWG

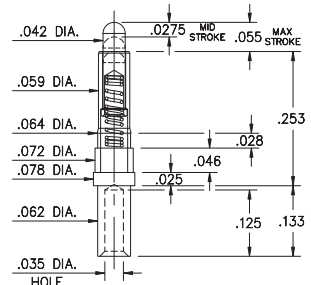


0962

0962-0-15-20-7X-14-11-0

Standard stroke, Wire crimp termination

for wire sizes 24 AWG Max. / 28 AWG Min.

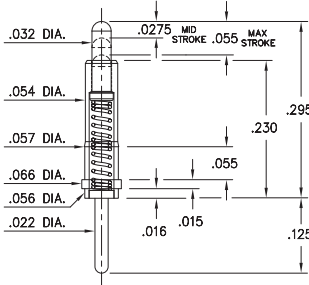


7911

7911-0-15-20-86-14-11-0

Standard stroke, suitable for 2mm spacing

* Stainless steel spring

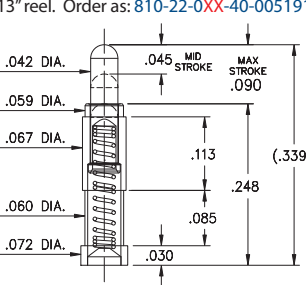


7966-0

7966-0-15-20-77-14-11-0

Long stroke, Surface mount

Also available on carrier tape: 1,450 parts per 13" reel. Order as: 810-22-0XX-40-005191

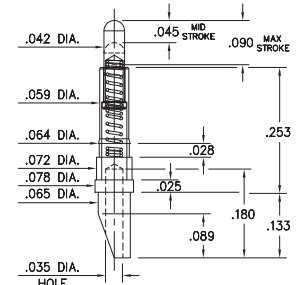


0947

0947-0-15-20-77-14-11-0

Long stroke, Soldercup

Accepts wire sizes up to 24 AWG



Material Specifications:

Sleeve & Plunger Material: Copper Alloy

Spring Material: BeCu or Stainless Steel 302 *

Sleeve & Plunger Finish: 20 μ" Gold over Nickel

Spring Finish: 10 μ" Gold over Nickel

Dimensions: Inches

Tolerances On: Lengths: ± .006

Diameters: ± .002

Angles: ± 2°



Mechanical & Electrical Specifications:

Durability: Up to 1,000,000 cycles **

Current Rating: 2A continuous, 3A peak

Contact Resistance: 20 mΩ max.

Environmental Specifications:

Operating temperature range:

-55/+125° C (discontinuous)

71, 75, 77, 86 Springs are not interchangeable

Order Code: X9XX - X - 15 - 20 - XX - 14 - 11 - 0

Spring Number

Spring Number	Mid. Stroke	Max. Stroke	Force @ Mid. Stroke	Initial Force (Pre-Load)
71	.0275	.055	60 g	15 g
75	.0275	.055	60 g	25 g
77	.045	.090	60 g	25 g
* 86	.0275	.055	60 g	25 g

