


Chip Bead For High Current

CIC41 Series (4516/ EIA 1806)



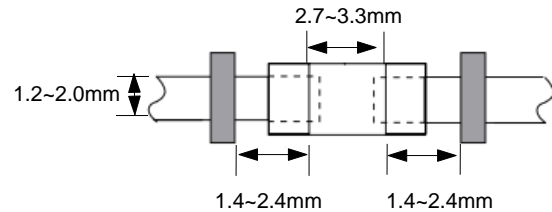
APPLICATION

Noise Suppression in power line

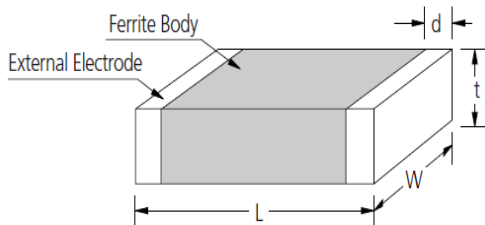
FEATURES

- CIC series is used for high current. (~ 3A)

RECOMMENDED LAND PATTERN



DIMENSION



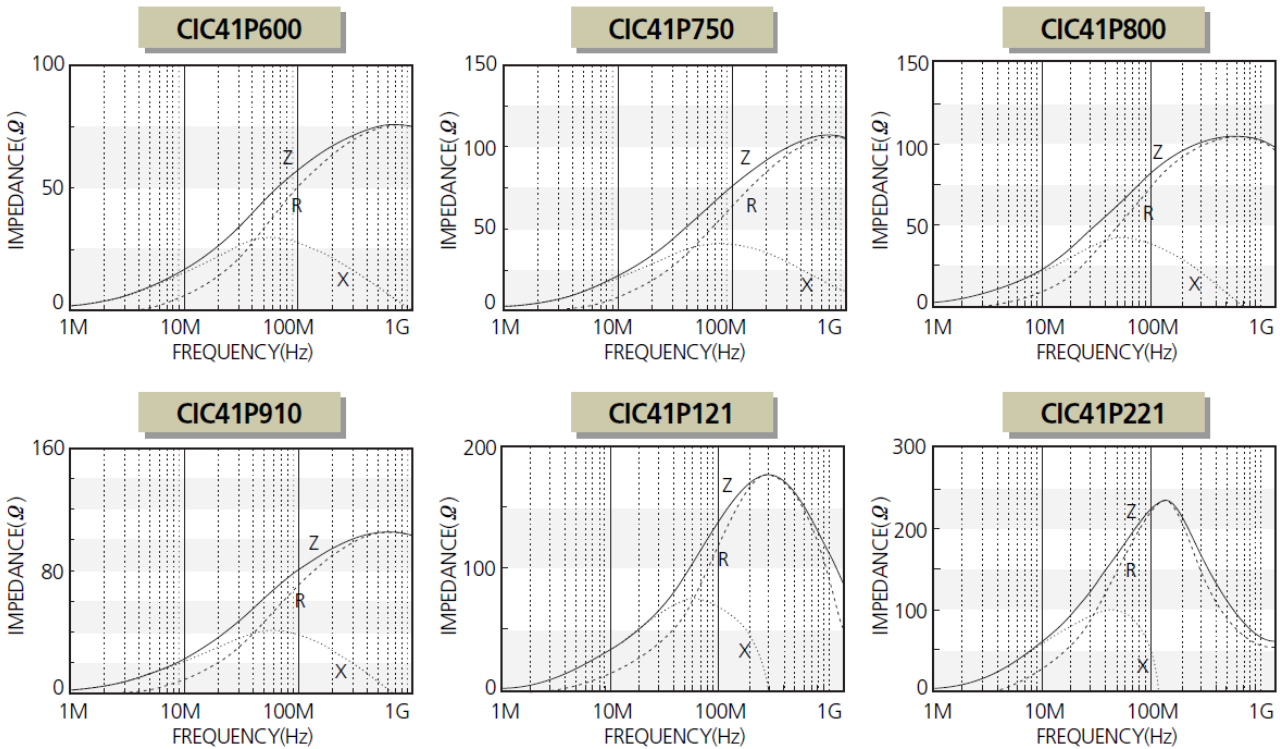
Type	Dimension [mm]			
	L	W	t	d
41	4.5±0.2	1.6±0.2	1.6±0.2	0.5±0.3

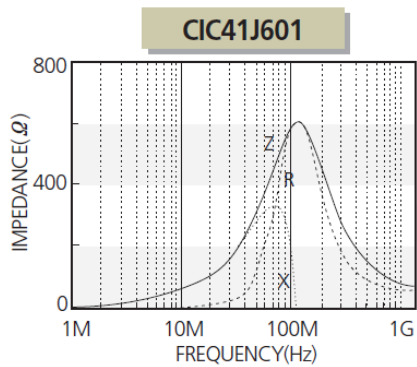
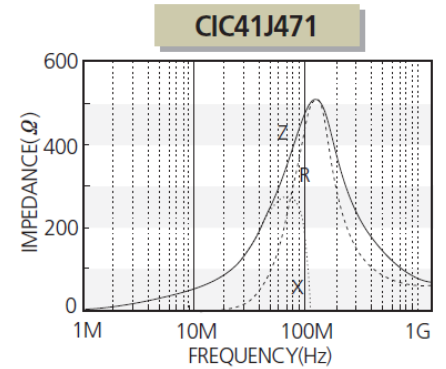
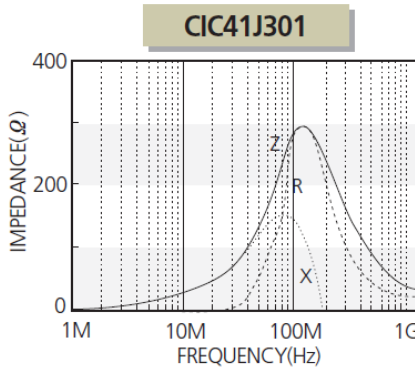
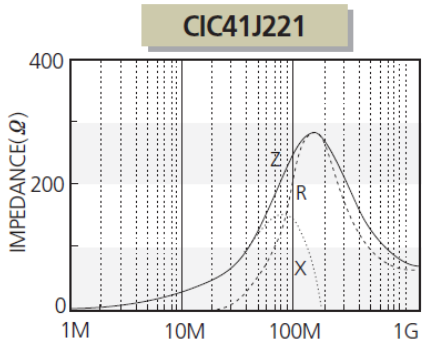
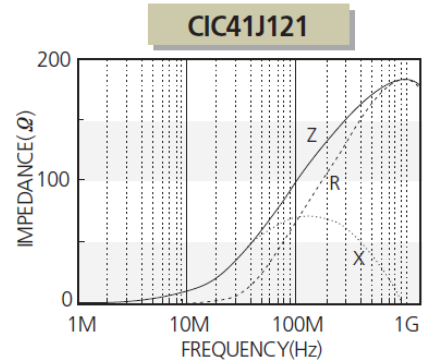
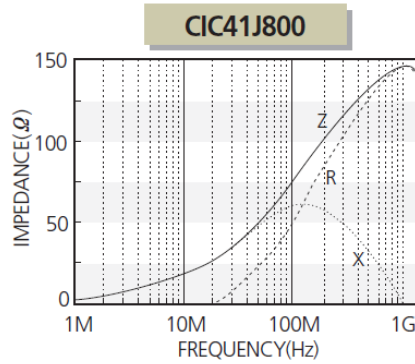
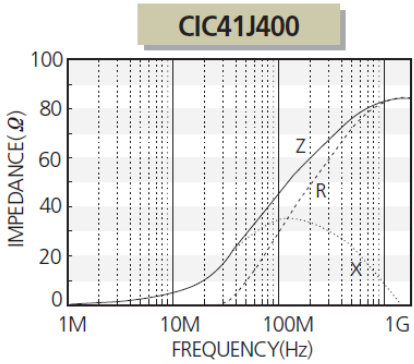
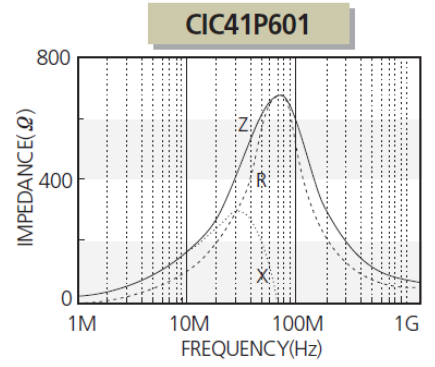
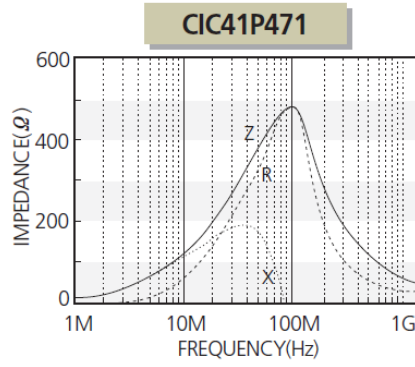
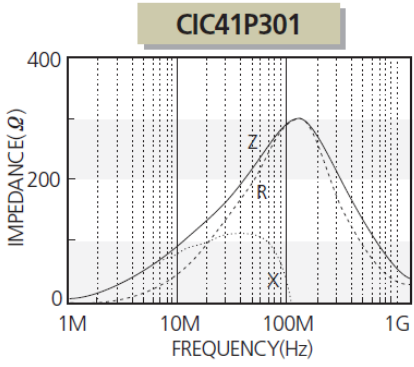
DESCRIPTION

Part no.	Thickness (mm)	Impedance (Ω)±25%@100MHz	DC Resistance (Ω) Max.	Rated Current (mA) Max.
CIC41P260	1.6±0.2	26	0.01	6000
CIC41P600	1.6±0.2	60	0.01	6000
CIC41P750	1.6±0.2	75	0.01	6000
CIC41P800	1.6±0.2	80	0.01	6000
CIC41P910	1.6±0.2	91	0.025	3000
CIC41P111	1.6±0.2	110	0.025	3000
CIC41P121	1.6±0.2	120	0.025	3000
CIC41P151	1.6±0.2	150	0.025	3000
CIC41P181	1.6±0.2	180	0.025	3000
CIC41P221	1.6±0.2	220	0.05	2000
CIC41P301	1.6±0.2	300	0.05	2000
CIC41P471	1.6±0.2	470	0.05	2000
CIC41P601	1.6±0.2	600	0.08	1500

Part no.	Thickness (mm)	Impedance (Ω) \pm 25%@100MHz	DC Resistance (Ω) Max.	Rated Current (mA) Max.
CIC41J260	1.6 \pm 0.2	26	0.01	6000
CIC41J400	1.6 \pm 0.2	40	0.01	6000
CIC41J600	1.6 \pm 0.2	60	0.01	6000
CIC41J800	1.6 \pm 0.2	80	0.01	6000
CIC41J910	1.6 \pm 0.2	91	0.02	6000
CIC41J121	1.6 \pm 0.2	120	0.03	3000
CIC41J151	1.6 \pm 0.2	150	0.03	3000
CIC41J221	1.6 \pm 0.2	220	0.04	2500
CIC41J301	1.6 \pm 0.2	300	0.04	2500
CIC41J471	1.6 \pm 0.2	470	0.04	2500
CIC41J601	1.6 \pm 0.2	600	0.04	2500

CHARACTERISTIC DATA





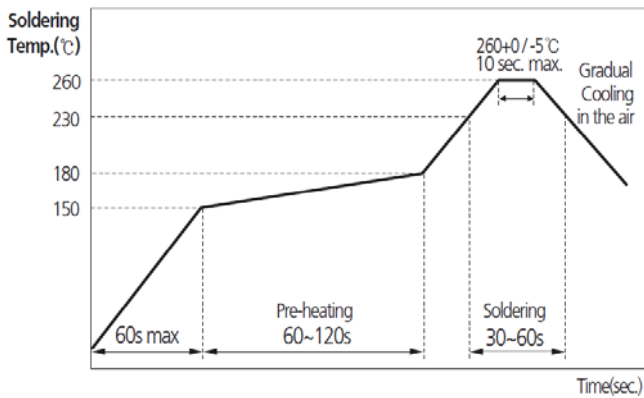
PRODUCT IDENTIFICATION

CI C 41 P 121 N E
(1) (2) (3) (4) (5) (6) (7)

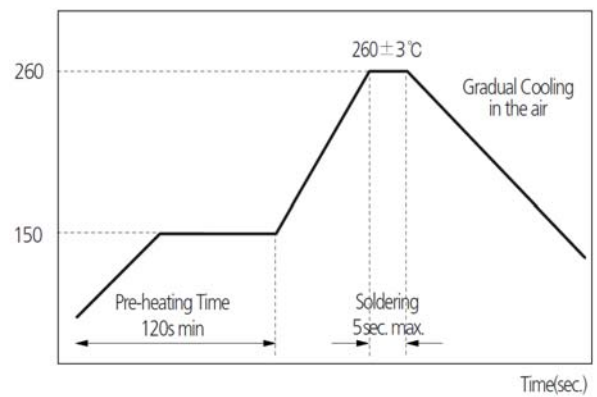
- (1) Chip Beads
- (2) For High current(C:~3A)
- (3) Dimension
- (4) Material Code
- (5) Nominal impedance (300:30Ω, 121:120Ω)
- (6) Thickness option(N:Standard, A:Thinner than standard, B:Thicker than standard)
- (7) Packaging(C:paper tape, E:embossed tape)

RECOMMENDED SOLDERING CONDITION

REFLOW SOLDERING



FLOW SOLDERING



PACKAGING

Packaging Style	Quantity(pcs/reel)
Embossed Taping	1,000



Any data in this sheet are subject to change, modify or discontinue without notice.

The data sheets include the typical data for design reference only. If there is any question regarding the data sheets, please contact our sales personnel or application engineers.