



Micro Commercial Components  
 20736 Marilla Street Chatsworth  
 CA 91311  
 Phone: (818) 701-4933  
 Fax: (818) 701-4939

# 1N914(A)(B)

## 500mW 100 Volt Silicon Epitaxial Diodes

### Features

- Moisture Sensitivity Level 1
- Low Current Leakage
- Compression Bond Construction
- Low Cost
- Marking : Cathode band and type number
- Lead Free Finish/Rohs Compliant (Note1) ("P" Suffix designates Compliant. See ordering information)

### Maximum Ratings

- Operating Temperature: -55°C to +150°C
- Storage Temperature: -55°C to +150°C
- Maximum Thermal Resistance; 300°C/W Junction To Ambient

### Electrical Characteristics @ 25°C Unless Otherwise Specified

Maximum Repetitive Reverse Voltage	V <sub>RRM</sub>	100V	
Average Rectified Forward Current	I <sub>O</sub>	200mA	
Power Dissipation	P <sub>D</sub>	500mW	
Junction Temperature	T <sub>J</sub>	150°C	
Peak Forward Surge Current	I <sub>FSM</sub>	1.0A 4.0A	Pulse Width=1.0 second Pulse Width=1.0 microsecond
Minimum Breakdown Voltage	V <sub>R</sub>	100V 75V	I <sub>R</sub> =100uA, I <sub>R</sub> =5.0uA
Maximum Instantaneous Forward Voltage	V <sub>F</sub>	1.0V	T <sub>J</sub> = 25°C I <sub>FM</sub> = 10mA; I <sub>FM</sub> = 20mA; I <sub>FM</sub> = 100mA; I <sub>FM</sub> = 5.0mA;
Maximum Reverse Current	I <sub>R</sub>	25nA 5.0uA 50uA	V <sub>R</sub> =20V, T <sub>J</sub> =25°C, V <sub>R</sub> =75V, T <sub>J</sub> =25°C, V <sub>R</sub> =20V, T <sub>J</sub> =150°C
Typical Junction Capacitance	C <sub>J</sub>	4.0pF	Measured at 1.0MHz, V <sub>R</sub> =0V
Reverse Recovery Time	T <sub>rr</sub>	4.0nS	I <sub>F</sub> =10mA V <sub>R</sub> = 6V R <sub>L</sub> =100 Ω, I <sub>rr</sub> =1.0mA

\*Pulse test: Pulse width 300 usec, Duty cycle 2%

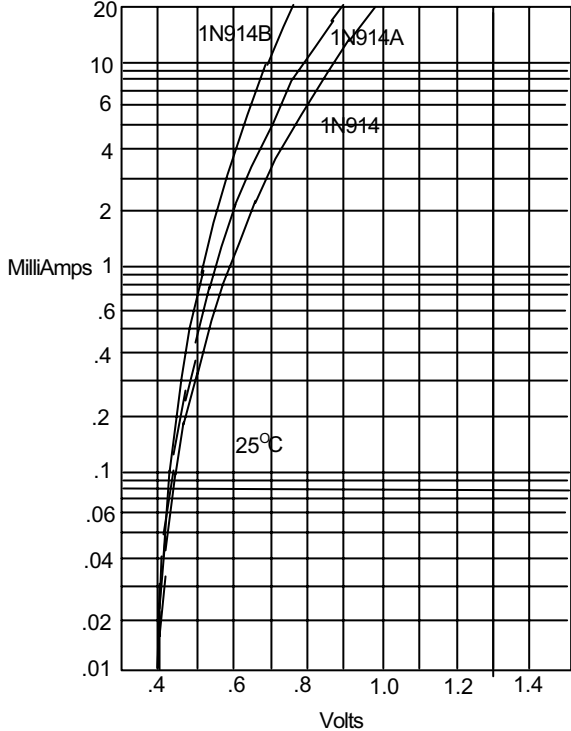
Note: 1. Lead in Glass Exemption Applied, see EU Directive Annex 7(C)-I.

### DO-35

DIMENSIONS					NOTE
DIM	INCHES		MM		
	MIN	MAX	MIN	MAX	
A	---	.166	---	4.2	
B	---	.079	---	2.00	
C	---	.020	---	.52	
D	1.000	---	25.40	---	

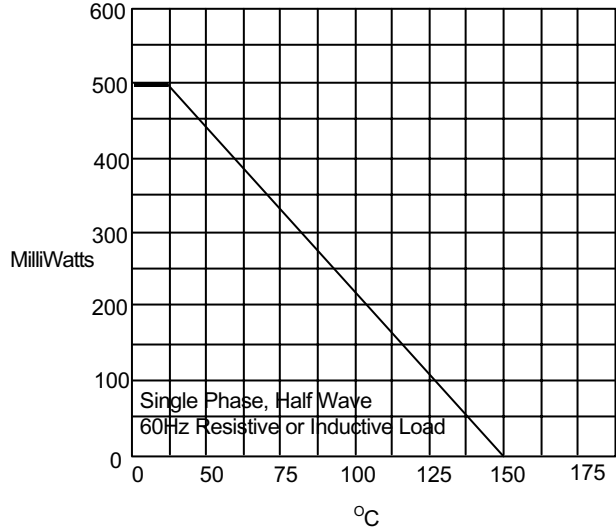
# 1N914(A)(B)

Figure 1  
Typical Forward Characteristics



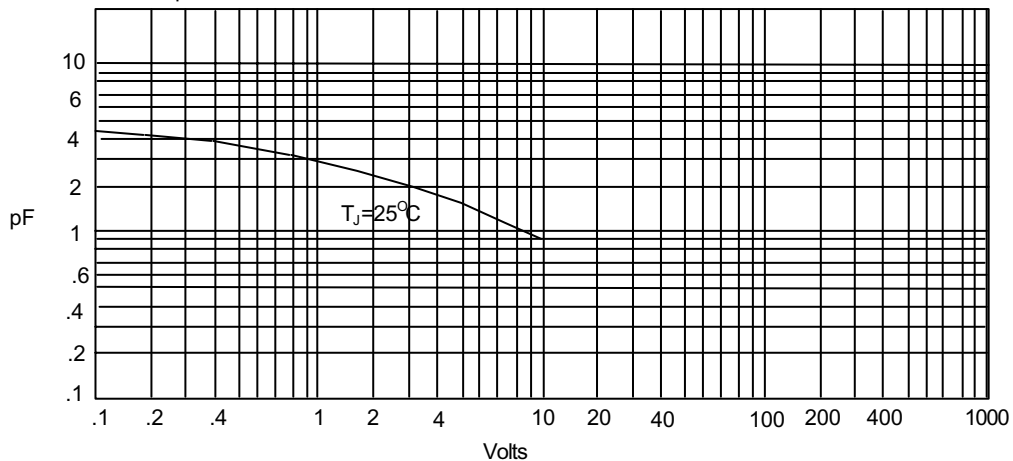
Instantaneous Forward Current - Amperes versus  
Instantaneous Forward Voltage - Volts

Figure 2  
Forward De rating Curve



Admissible Power Dissipation - MilliWatts versus  
Ambient Temperature - °C

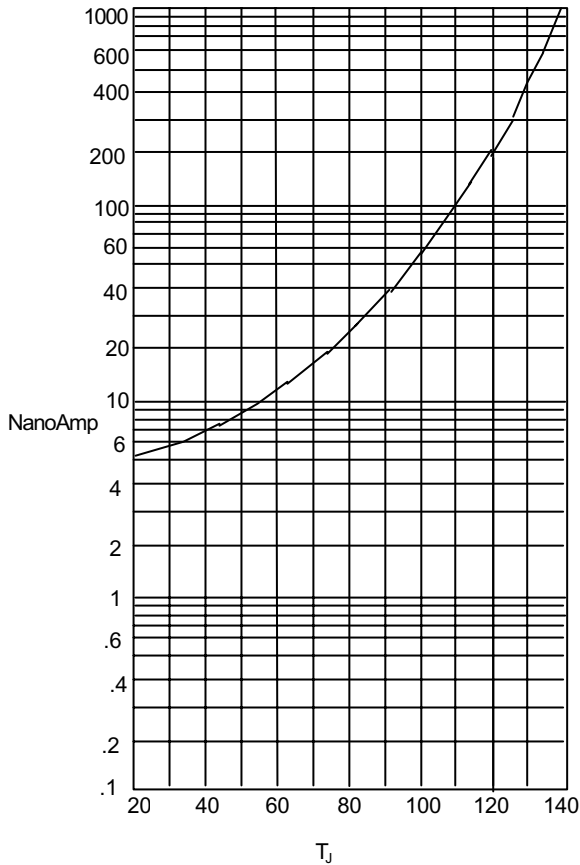
Figure 3  
Junction Capacitance



Junction Capacitance - pF versus  
Reverse Voltage - Volts

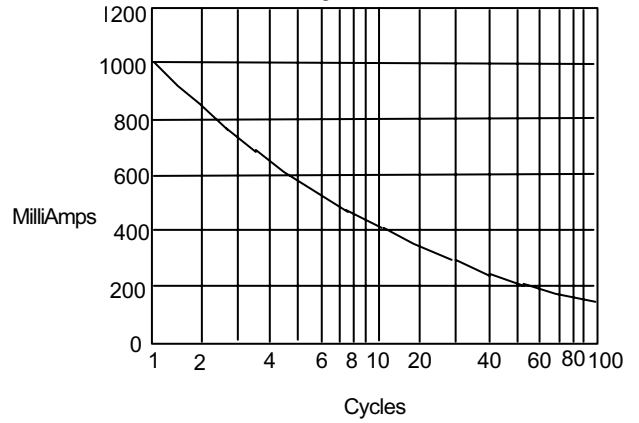
# 1N914(A)(B)

Figure 4  
Typical Reverse Characteristics



Instantaneous Reverse Leakage Current - NanoAmperes  
versus Junction Temperature - °C

Figure 5  
Peak Forward Surge Current



Peak Forward Surge Current - Amperes versus  
Number Of Cycles At 60Hz - Cycles



Micro Commercial Components

### Ordering Information :

Device	Packing
Part Number-TP	Tape&Reel: 10Kpcs/Reel
Part Number-AP	Ammo Packing: 5Kpcs/AmmoBox
Part Number-BP	Bulk: 100Kpcs/Carton

**\*\*\*IMPORTANT NOTICE\*\*\***

**Micro Commercial Components Corp.** reserves the right to make changes without further notice to any product herein to make corrections, modifications , enhancements , improvements , or other changes . **Micro Commercial Components Corp .** does not assume any liability arising out of the application or use of any product described herein; neither does it convey any license under its patent rights ,nor the rights of others . The user of products in such applications shall assume all risks of such use and will agree to hold **Micro Commercial Components Corp .** and all the companies whose products are represented on our website, harmless against all damages.

**\*\*\*LIFE SUPPORT\*\*\***

MCC's products are not authorized for use as critical components in life support devices or systems without the express written approval of Micro Commercial Components Corporation.

**\*\*\*CUSTOMER AWARENESS\*\*\***

Counterfeiting of semiconductor parts is a growing problem in the industry. Micro Commercial Components (MCC) is taking strong measures to protect ourselves and our customers from the proliferation of counterfeit parts. MCC strongly encourages customers to purchase MCC parts either directly from MCC or from Authorized MCC Distributors who are listed by country on our web page cited below. Products customers buy either from MCC directly or from Authorized MCC Distributors are genuine parts, have full traceability, meet MCC's quality standards for handling and storage. **MCC will not provide any warranty coverage or other assistance for parts bought from Unauthorized Sources.** MCC is committed to combat this global problem and encourage our customers to do their part in stopping this practice by buying direct or from authorized distributors.