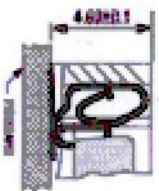
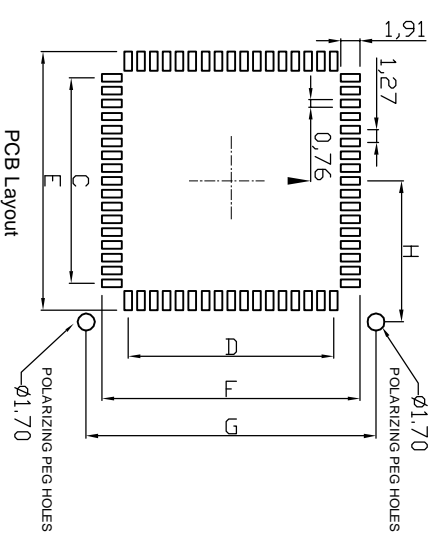
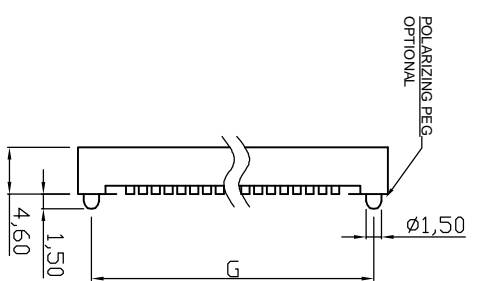
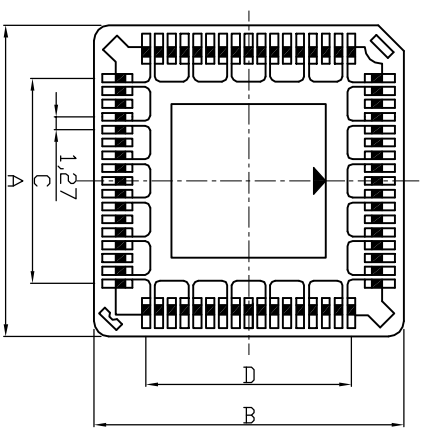


1	2	3	4	5	6	7
---	---	---	---	---	---	---



Dimensions											
No. of Contacts	A±0.2	B±0.2	C±0.1	D±0.1	E±0.1	F±0.1	G±0.2	H±0.1			
20	15.65	15.65	5.08	5.08	10.03	10.03	12.70	6.35			
28	18.18	18.18	7.62	7.62	12.57	12.57	15.24	7.62			
32	18.18	20.75	7.62	10.16	12.57	15.11	17.78	7.62			
44	23.28	23.28	12.70	12.70	17.65	17.65	20.32	10.16			
52	25.84	25.84	15.24	15.24	20.19	20.19	22.86	11.43			
68	30.95	30.95	20.32	20.32	25.27	25.27	27.94	13.97			
84	36.00	36.00	25.40	25.40	30.35	30.35	33.02	16.15			

Product Specification

Material

Insulator: Glass filled NYLON9T UL94V-0, Black
 Contact :Phosphor Bronze,0.20mm Thickness
 Plated: Matted Tin Plated 100u"up over 40u" Nickel (Lead Free)

⑦ **MECHANICAL PERFORMANCE:**
 Durability: Per MIL-STD-1344, Method 2016, 25 Cycles
 Vibration: Per MIL-STD-810C, Method 514.2, 10-200,000Hz 5G's
 Shock: Per MIL-STD-810C, Method 516.2, 35G's
 Acceleration: Per MIL-STD-810C, Method 513.2, 15G's
 Contact Force: 210g/per pin.

ELECTRICAL PERFORMANCE:
 Contact Interface Resistance:
 Initial:6.5 Milliohms Average
 Final: 15.0 Milliohms Average Max.After Testing.
 Current rating: 1 AMP
 Voltage rating: 250V
 Contact resistance: 20mohms Max.
 Insulation Resistance:10000 Megohms min.
 Dielectric Strength: 1000VAC continuous for 1 minute.
 Operating and Storage Temperature : -40°C to +105°C

⑤ **Soldering Information:**
 Soldering Information: Recommend reflow temperature 245°C, preheattime over 160s
 Order Information:
 -SM : Without Polarizing Peg
 -SMP : With Polarizing Peg

ROHS compliant

Unit:mm

Scale	Free			Date	Name	Customer-No.
TOLERANCE						
X.	±X	③	correction 32pin for old dim C acc. old rev07	23.05.2017	S.Bölling	Drawn 13.10.1998
X.X	±X	⑧	Correction 32pin dim C	28.03.2017	S.Bölling	Approved 17.03.2016
X.XX	±X	⑦	Update detail plating information	17.03.2016	Jesse	
X.°	±X	⑥	Add electrical performance	28.05.2014	Ray	
Angle	TOL	⑤	Add soldering information	18.12.2013	Ray	
			Modification			



ASSMANN WSW-No. A-CCS 0XX-Z-SM
 A-CCS 0XX-Z-SM/P

Drawing-No. ASS 0142 CO rev09

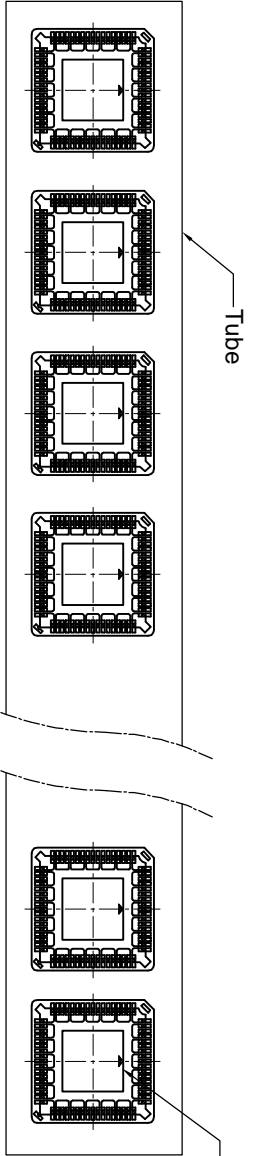
Replace Sheet 1/2

1	2	3	4	5	6	7
---	---	---	---	---	---	---

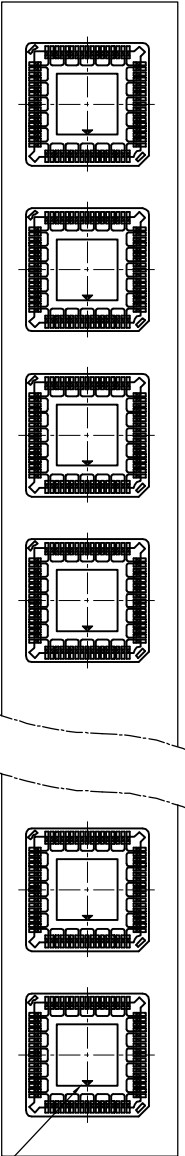
SW/XXX

1	2	3	4	5	6	7
---	---	---	---	---	---	---

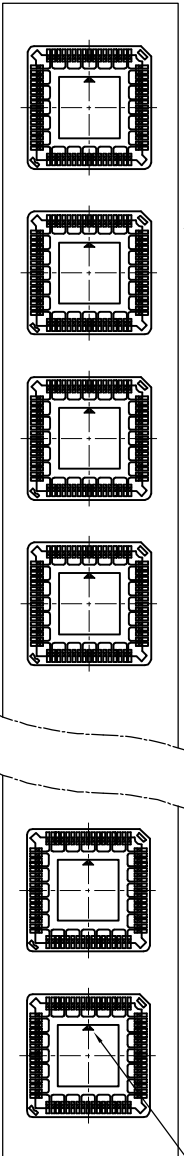
④



Tube Packing direction for
A-CCS-020, 028, 044, 052, 068, 084-Z-SM



Tube packing direction
to the left or right for
ACCS-32-Z-SM only.



A							A																																																																																												
B							B																																																																																												
C							C																																																																																												
D							D																																																																																												
E							E																																																																																												
F							F																																																																																												
G	<p>RoHS compliant</p> <p>Unit:mm</p> <table border="1"> <thead> <tr> <th>Scale</th> <th>Free</th> <th></th> <th></th> <th></th> <th></th> <th></th> </tr> </thead> <tbody> <tr> <td>TOLERANCE</td> <td></td> <td></td> <td></td> <td></td> <td></td> <td></td> </tr> <tr> <td>X.</td> <td>±X</td> <td>③</td> <td>Correction 32pin for old dim C acc. old rev 07</td> <td>28.03.2017</td> <td>S.Bölling</td> <td>Drawn</td> <td>Date</td> <td>13.10.1998</td> <td>Name</td> <td>Helwig</td> <td>Customer-No.</td> <td></td> </tr> <tr> <td>X.X</td> <td>±X</td> <td>⑧</td> <td>Correction 32pin dim C</td> <td>28.03.2017</td> <td>S.Bölling</td> <td>Approved</td> <td>17.03.2016</td> <td>Jesse</td> <td></td> <td></td> <td>ASSMANN WSW-No.</td> <td>A-CCS 0XX-Z-SM</td> </tr> <tr> <td>X.XX</td> <td>±X</td> <td>⑦</td> <td>Update detail plating information</td> <td>17.03.2016</td> <td>Jesse</td> <td></td> <td></td> <td></td> <td></td> <td></td> <td>A-CCS 0XX-Z-SM/P</td> <td></td> </tr> <tr> <td>X.°</td> <td>±X</td> <td>⑥</td> <td>Add electrical performance</td> <td>28.05.2014</td> <td>Ray</td> <td></td> <td></td> <td></td> <td></td> <td></td> <td>Drawing-No.</td> <td>ASS 0142 CO</td> </tr> <tr> <td>Angle</td> <td>TOL</td> <td>⑤</td> <td>Add soldering information</td> <td>18.12.2013</td> <td>Ray</td> <td></td> <td></td> <td></td> <td></td> <td></td> <td>Replace</td> <td>rev09</td> </tr> <tr> <td></td> <td></td> <td></td> <td>Id.</td> <td></td> <td>Modification</td> <td></td> <td></td> <td></td> <td></td> <td></td> <td>Sheet</td> <td>2/2</td> </tr> </tbody> </table>						Scale	Free						TOLERANCE							X.	±X	③	Correction 32pin for old dim C acc. old rev 07	28.03.2017	S.Bölling	Drawn	Date	13.10.1998	Name	Helwig	Customer-No.		X.X	±X	⑧	Correction 32pin dim C	28.03.2017	S.Bölling	Approved	17.03.2016	Jesse			ASSMANN WSW-No.	A-CCS 0XX-Z-SM	X.XX	±X	⑦	Update detail plating information	17.03.2016	Jesse						A-CCS 0XX-Z-SM/P		X.°	±X	⑥	Add electrical performance	28.05.2014	Ray						Drawing-No.	ASS 0142 CO	Angle	TOL	⑤	Add soldering information	18.12.2013	Ray						Replace	rev09				Id.		Modification						Sheet	2/2	G
Scale	Free																																																																																																		
TOLERANCE																																																																																																			
X.	±X	③	Correction 32pin for old dim C acc. old rev 07	28.03.2017	S.Bölling	Drawn	Date	13.10.1998	Name	Helwig	Customer-No.																																																																																								
X.X	±X	⑧	Correction 32pin dim C	28.03.2017	S.Bölling	Approved	17.03.2016	Jesse			ASSMANN WSW-No.	A-CCS 0XX-Z-SM																																																																																							
X.XX	±X	⑦	Update detail plating information	17.03.2016	Jesse						A-CCS 0XX-Z-SM/P																																																																																								
X.°	±X	⑥	Add electrical performance	28.05.2014	Ray						Drawing-No.	ASS 0142 CO																																																																																							
Angle	TOL	⑤	Add soldering information	18.12.2013	Ray						Replace	rev09																																																																																							
			Id.		Modification						Sheet	2/2																																																																																							
H							H																																																																																												
						1	2	3	4	5	6	7	SVXXX																																																																																						

