

SUMMARY



Wires

Low	5
High	0
Coax	0
Triax	0
Quad	0
Fiber	0
Fluidic	0

Download

[Request a quote](#)

[Catalog](#)

Series	0M
Termination type	Female crimp
IP rating	68
Cable Ø	4.00 - 8.00 mm
Matching parts	FMN.0M.305.XLCT

TECHNICAL DETAILS

Mechanics

Shell Style/Model	PE*: Fixed receptacle, nut fixing and mold stop
Keying	3 keys (beta=165, gamma=30, plug: male contacts, receptacle: female contacts)
Housing Material	Environment friendly aluminium (nickel plated, anthracite color) shell and nut, other pieces bronze/brass
Cable Fixing	∅ 4 - 8 mm
Variant	

Performance

Configuration	0M.305 : 5 Low Voltage
Insulator	
Rated Current	6.5 Amps

Specifications

Contact Type: Crimp
Max. Matings: 5000
Contact Retention: 22 N
Contact Dia.: 0.7 mm (0.028in)
Bucket Dia.: 0.8 mm (0.031in)
Min. Conductor: 0.14 mm ² (AWG 26)
Max. Conductor: 0.34 mm ² (AWG 22)

R (max): 6.1 mOhm
 Test voltage (kV rms) Contact-contact: 1.25
 Test voltage (kV rms) Contact-shell: 1

Others

Humidity (max): <=95% [at 60 deg C /140 F]
 Vibration: 15 g [10 Hz - 2000 Hz]
 Shock Resistance: 100 g [6 ms]
 Operating temperature: -55°C / +200°C
 Climatical Category: 15/200/21 (Al. shell)
 Lighting strike EIA 364-75 10K amps - 6 times
 EMI Shielding EIA 364-66A - 1Ghz-80 dB,3GHz-70 dB,6GHz- 58dB
 IP Rating: 68

DRAWINGS

Draws



Dimensions







	A	B	C	D	E	Lr	Ls	M	P	R	S1	S2	e
mm.	17	8.8	16.8	8	5	25.6	25.6	9.7	5.3	13.8	11.5	14	M13x0.75
in.	0,67	0,35	0,66	0,31	0,20	1,01	1,01	0,38	0,21	0,54	0,45	0,55	

RECOMMENDED BY LEMO

Tools

Crimp Tool: DPC.91.701.V
 Crimp settings: AWG/Selector = 22-24-26/6-5-5
 Positionner: DCE.91.070.3MVM
 Extractor: DCF.93.070.4LT
 Replacement contact: EGN.0M.655.ZZM

Cables

CMN.05.T22.051PGCE	PVC	GREY	
CMN.05.T22.051PGZE		Grey	
CMN.05.T22.051PNCE	PVC	Black	
CMN.05.T22.051PNZE			
CMN.05.T22.051QGZE	TPR (medical)	Grey	
050 090	PVC	Black	
050 140	PVC	Grey	
150 250	PVC	Grey	