


## TT Type < for Stratum 3 > 7.0 x 5.0 mm SMD Voltage Controlled Temperature Compensated Crystal Oscillator

### FEATURE

- Typical 7.0 x 5.0 x 1.9 mm ceramic SMD package.
- Stratum 3 (Overall  $\pm 4.6$ ppm including 20 years aging.)
- CMOS and Clipped Sine wave (without DC-cut capacitor) output optional.

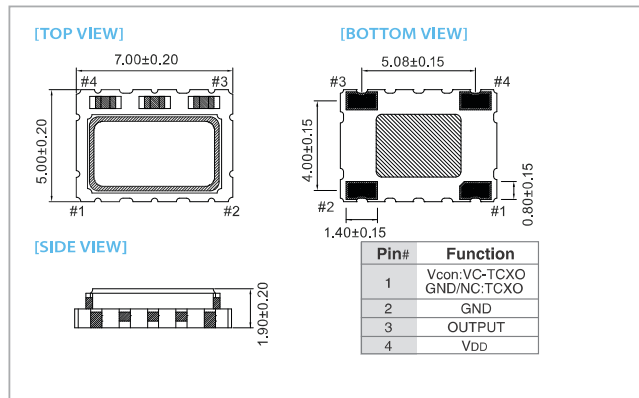
### TYPICAL APPLICATION

- Stratum 3
- Femtocell, Base Stations

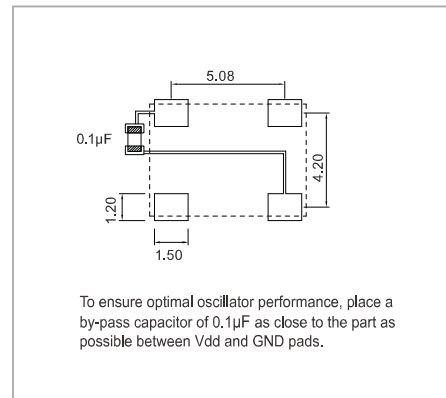


RoHS Compliant

### DIMENSION (mm)



### SOLDER PAD LAYOUT (mm)



### ELECTRICAL SPECIFICATION

Parameter		5.0 V		3.3 / 3.0 V		Unit
		Min.	Max.	Min.	Max.	
Supply Voltage Variation (VDD)		VDD-5%	VDD+5%	VDD-5%	VDD+5%	V
Frequency Range		5	52	5	52	MHz
Standard Frequency		10, 12.8, 16.384, 19.2, 19.44, 20, 25, 26				
Operating Temp. Range		-20 ~ 70 -40 ~ 85				°C
Frequency Stability (Overall, 20 Years)*		—	±4.6	—	±4.6	ppm
Frequency Stability Vs Temp. Range (Ref. to (FMAX+Fmin)/2)		—	±0.14 (-20~+70°C) ±0.28 (-40~+85°C)	—	±0.14 (-20~+70°C) ±0.28 (-40~+85°C)	ppm
Holdover Stability +		—	±0.32	—	±0.32	ppm
Supply Current (CMOS output)		—	6	—	6	mA
Supply Current (Clipped Sine Wave)		—	3.5	—	3.5	
Output Level (CMOS) Output High (Logic “1”) Output Low (Logic “0”) Duty		90%VDD	—	90%VDD	—	V
		—	10%VDD	—	10%VDD	
		45	55	45	55	%
Output Level (Clipped Sine Wave)		0.8	—	0.8	—	Vp-p
Load (CMOS)		15pF		15pF		
Load (Clipped Sine Wave)		10 KΩ // 10pF		10 KΩ // 10pF		
Control Voltage Range (VCTCXO)		0.5	2.5	0.5	2.5	V
Pulling Range (VCTCXO)		±5.0	—	±5.0	—	ppm
Vc Input Impedance (VCTCXO)		100	—	100	—	kΩ
Phase Noise @ 10 MHz 100 Hz 1 kHz 10 kHz		-130				dBc/Hz
		-145				
		-154				
Start time		—	2	—	2	mSec
Storage Temp. Range		-55	125	-55	125	°C

Standard frequencies are frequencies which the crystal has been designed and does not imply a stock position.

\* Including calibration @ 25°C, supply voltage VDD±5%, load ±10%, reflow soldering, 20 years aging and frequency stability over temperature.

+ Including 24hours aging, supply voltage VDD±5% and frequency stability over temperature.

**Note: not all combination of options are available. Other specifications may be available upon request.**

Rev(6)12/2016

[www.taitien.com](http://www.taitien.com)

[sales@taitien.com.tw](mailto:sales@taitien.com.tw)

Specifications subject to change without notice.