

Subminiature Fuse, 8.5 mm, Time-Lag T, 250 VAC, 63 VDC



IEC 60127-3 · 250VAC · Time-Lag T



Description

- Directly solderable on printed circuit boards
- Low Breaking Capacity

Standards

- IEC 60127-3/4
- UL 248-14
- CSA C22.2 no. 248.14
- Telcordia GR-1089
- UL 60950 / IEC 60950
- ITU-T K.20 and K.21
- TIA-968-A

Approvals

- VDE Certificate Number: 40002080
- UL File Number: E41599
- CSA File Number: 51172

Applications

- Primary Protection on PCB
- Power Supply Adapter for e.g. laptops
- SMPS (Switching Mode Power Supply) for TV's and DVD's

References

[Packaging Details](#)


Corresponding Fuseholder [FMS \(250V\)](#)

Fuse Kit [Fuse Kit MST250 / MSF 250](#)

Weblinks

[pdf datasheet](#), [html-datasheet](#), [General Product Information](#), [Packaging details](#), [Approvals](#), [CE declaration of conformity](#), [RoHS](#), [CHINA-RoHS](#), [REACH](#), [Distributor-Stock-Check](#), [Detailed request for product](#)

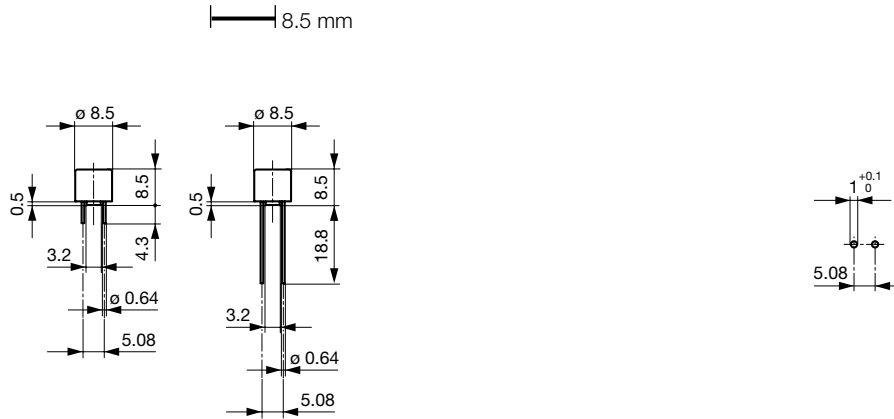
Technical Data

| | |
|------------------------------|---|
| Rated Voltage | 250VAC, 63 VDC |
| Rated current | 0.05 - 6.3A |
| Breaking Capacity | 35A - 63A |
| Characteristic | Time-Lag T |
| Mounting | PCB, THT |
| Admissible Ambient Air Temp. | -55 °C to 125 °C |
| Climatic Category | 55/125/21 acc. to IEC 60068-1 |
| Material: Housing | Thermoplastic, UL 94V-0 |
| Material: Terminals | Tin-Plated Copper |
| Unit Weight | 0.53 g |
| Storage Conditions | 0 °C to 40 °C, max. 70% r.h. |
| Product Marking |  Type, Rated current, Rated Voltage, Characteristic, Approvals |

| | |
|------------------------------|--|
| Soldering Methods | Wave, Iron Soldering Profile |
| Solderability | 235 °C / 2 sec acc. to IEC 60068-2-20, Test Ta |
| Resistance to Soldering Heat | 260 °C / 10sec acc. to IEC 60068-2-20, Test Tb |
| Current Carrying Capacity | acc. to EIA/IS-722, Test 4.3.3 |
| Moisture Resistance Test | MIL-STD-202, Method 106E (50 cycles in a temp./mister chamber) |
| Terminal Strength | Tensile load min. 9 N (acc. to EIA/IS-722, Test 4.5.1) |
| Case Resistance | acc. to EIA/IS-722, Test 4.7 >100 MΩ (between leads and body) |
| Mechanical Shock | MIL-STD-202, Method 213B (Shock 50g, half sine wave, 11 ms) |
| Vibration, High Frequency | Shock 20 gn, 20 min, 10-2 kHz, 12 cyc. (acc. to EIA/IS-722, Test 4.10) |
| Resistance to Solvents | MIL-STD-202, Method 215A |
| Flammability | UL 94V-0 (acc. to EIA/IS-722, Test 4.12) |

Detailed information on product approvals, code requirements, usage instructions and detailed test conditions can be looked up in [General Product Information](#)

Dimension

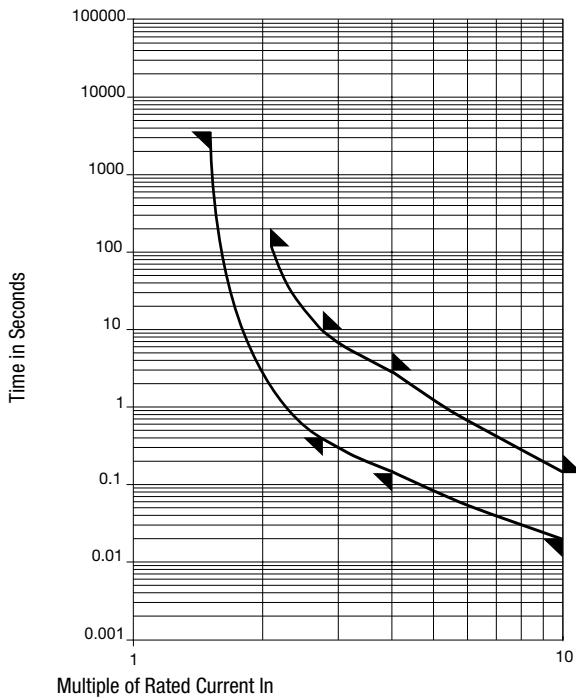


Drilling diagram

Pre-Arcing Time







| Rated Current In | 1.5 x In min. | 2.1 x In max. | 2.75 x In min. | 2.75 x In max. | 4.0 x In min. | 4.0 x In max. | 10.0 x In min. | 10.0 x In max. |
|------------------|---------------|---------------|----------------|----------------|---------------|---------------|----------------|----------------|
| 0.05 A - 6.3 A | 60 min | 120 s | 400 ms | 10 s | 150 ms | 3 s | 20 ms | 150 ms |







Time-Current-Curves



All Variants

| Rated Current [A] | Rated Voltage [VAC] | Breaking Capacity | Voltage Drop 1.0 In max. [mV] | Voltage Drop 1.0 In typ. [mV] | Power Dissipation 1.5 I _n max. [mW] | Melting I ² t 10.0 Intyp. [A ² s] | | S | L | T | Order Number |
|-------------------|---------------------|-------------------|-------------------------------|-------------------------------|--|---|---|---|---|---|--------------|
| 0.05 | 250 | 1) | 550 | 415 | 155 | 0.03 | ● | ● | ● | ● | 0034.6602 |
| 0.063 | 250 | 1) | 480 | 420 | 160 | 0.05 | ● | ● | ● | ● | 0034.6603 |
| 0.08 | 250 | 1) | 400 | 360 | 165 | 0.06 | ● | ● | ● | ● | 0034.6604 |
| 0.1 | 250 | 1) | 350 | 320 | 170 | 0.08 | ● | ● | ● | ● | 0034.6605 |
| 0.125 | 250 | 1) | 300 | 270 | 180 | 0.12 | ● | ● | ● | ● | 0034.6606 |
| 0.16 | 250 | 1) | 280 | 190 | 190 | 0.24 | ● | ● | ● | ● | 0034.6607 |

| Rated Current [A] | Rated Voltage [VAC] | Breaking Capacity | Voltage Drop 1.0 In max. [mV] | Voltage Drop 1.0 In typ. [mV] | Power Dissipation 1.5 I _n max. [mW] | Melting I ² t 10.0 Intyp. [A ² s] |  |  |  |  |  |  | S | L | T | Order Number |
|-------------------|---------------------|-------------------|-------------------------------|-------------------------------|--|---|---|--|---|---|---|---|---|---|---|--------------|
| 0.2 | 250 | 1) | 260 | 150 | 200 | 0.35 | ● | ● | ● | ● | ● | ● | | | | 0034.6608 |
| 0.25 | 250 | 1) | 240 | 120 | 220 | 0.6 | ● | ● | ● | ● | ● | ● | | | | 0034.6609 |
| 0.315 | 250 | 1) | 220 | 120 | 250 | 0.8 | ● | ● | ● | ● | ● | ● | | | | 0034.6610 |
| 0.4 | 250 | 1) | 200 | 110 | 280 | 1.1 | ● | ● | ● | ● | ● | ● | | | | 0034.6611 |
| 0.5 | 250 | 1) | 190 | 100 | 310 | 2.5 | ● | ● | ● | ● | ● | ● | | | | 0034.6612 |
| 0.63 | 250 | 1) | 180 | 90 | 360 | 4 | ● | ● | ● | ● | ● | ● | | | | 0034.6613 |
| 0.8 | 250 | 1) | 160 | 80 | 430 | 8 | ● | ● | ● | ● | ● | ● | | | | 0034.6614 |
| 1 | 250 | 1) | 140 | 70 | 500 | 12 | ● | ● | ● | ● | ● | ● | | | | 0034.6615 |
| 1.25 | 250 | 1) | 130 | 70 | 600 | 15 | ● | ● | ● | ● | ● | ● | | | | 0034.6616 |
| 1.6 | 250 | 1) | 120 | 60 | 730 | 30 | ● | ● | ● | ● | ● | ● | | | | 0034.6617 |
| 2 | 250 | 1) | 100 | 60 | 870 | 34 | ● | ● | ● | ● | ● | ● | | | | 0034.6618 |
| 2.5 | 250 | 1) | 100 | 50 | 1000 | 55 | ● | ● | ● | ● | ● | ● | | | | 0034.6619 |
| 3.15 | 250 | 1) | 100 | 50 | 1200 | 76 | ● | ● | ● | ● | ● | ● | | | | 0034.6620 |
| 4 | 250 | 2) | 100 | 50 | 1400 | 80 | ● | ● | ● | ● | ● | ● | | | | 0034.6621 |
| 5 | 250 | 3) | - | 50 | - | 230 | ● | ● | ● | ● | ● | ● | | | | 0034.6622 |
| 6.3 | 250 | 3) | - | 45 | - | 360 | ● | ● | ● | ● | ● | ● | | | | 0034.6623 |
| 0.05 | 250 | 1) | 550 | 415 | 155 | 0.03 | ● | ● | ● | ● | ● | ● | | | | 0034.6702 |
| 0.063 | 250 | 1) | 480 | 420 | 160 | 0.05 | ● | ● | ● | ● | ● | ● | | | | 0034.6703 |
| 0.08 | 250 | 1) | 400 | 360 | 165 | 0.06 | ● | ● | ● | ● | ● | ● | | | | 0034.6704 |
| 0.1 | 250 | 1) | 350 | 320 | 170 | 0.08 | ● | ● | ● | ● | ● | ● | | | | 0034.6705 |
| 0.125 | 250 | 1) | 300 | 270 | 180 | 0.12 | ● | ● | ● | ● | ● | ● | | | | 0034.6706 |
| 0.16 | 250 | 1) | 280 | 190 | 190 | 0.24 | ● | ● | ● | ● | ● | ● | | | | 0034.6707 |
| 0.2 | 250 | 1) | 260 | 150 | 200 | 0.35 | ● | ● | ● | ● | ● | ● | | | | 0034.6708 |
| 0.25 | 250 | 1) | 240 | 120 | 220 | 0.6 | ● | ● | ● | ● | ● | ● | | | | 0034.6709 |
| 0.315 | 250 | 1) | 220 | 120 | 250 | 0.8 | ● | ● | ● | ● | ● | ● | | | | 0034.6710 |
| 0.4 | 250 | 1) | 200 | 110 | 280 | 1.1 | ● | ● | ● | ● | ● | ● | | | | 0034.6711 |
| 0.5 | 250 | 1) | 190 | 100 | 310 | 2.5 | ● | ● | ● | ● | ● | ● | | | | 0034.6712 |
| 0.63 | 250 | 1) | 180 | 90 | 360 | 4 | ● | ● | ● | ● | ● | ● | | | | 0034.6713 |
| 0.8 | 250 | 1) | 160 | 80 | 430 | 8 | ● | ● | ● | ● | ● | ● | | | | 0034.6714 |
| 1 | 250 | 1) | 140 | 70 | 500 | 12 | ● | ● | ● | ● | ● | ● | | | | 0034.6715 |
| 1.25 | 250 | 1) | 130 | 70 | 600 | 15 | ● | ● | ● | ● | ● | ● | | | | 0034.6716 |
| 1.6 | 250 | 1) | 120 | 60 | 730 | 30 | ● | ● | ● | ● | ● | ● | | | | 0034.6717 |
| 2 | 250 | 1) | 100 | 60 | 870 | 34 | ● | ● | ● | ● | ● | ● | | | | 0034.6718 |
| 2.5 | 250 | 1) | 100 | 50 | 1000 | 55 | ● | ● | ● | ● | ● | ● | | | | 0034.6719 |
| 3.15 | 250 | 1) | 100 | 50 | 1200 | 76 | ● | ● | ● | ● | ● | ● | | | | 0034.6720 |
| 4 | 250 | 2) | 100 | 50 | 1400 | 80 | ● | ● | ● | ● | ● | ● | | | | 0034.6721 |
| 5 | 250 | 3) | - | 50 | - | 230 | ● | ● | ● | ● | ● | ● | | | | 0034.6722 |
| 6.3 | 250 | 3) | - | 45 | - | 360 | ● | ● | ● | ● | ● | ● | | | | 0034.6723 |
| 0.05 | 250 | 1) | 550 | 415 | 155 | 0.03 | ● | ● | ● | ● | ● | ● | | | | 0034.6802 |
| 0.063 | 250 | 1) | 480 | 420 | 160 | 0.05 | ● | ● | ● | ● | ● | ● | | | | 0034.6803 |
| 0.08 | 250 | 1) | 400 | 360 | 165 | 0.06 | ● | ● | ● | ● | ● | ● | | | | 0034.6804 |
| 0.1 | 250 | 1) | 350 | 320 | 170 | 0.08 | ● | ● | ● | ● | ● | ● | | | | 0034.6805 |
| 0.125 | 250 | 1) | 300 | 270 | 180 | 0.12 | ● | ● | ● | ● | ● | ● | | | | 0034.6806 |
| 0.16 | 250 | 1) | 280 | 190 | 190 | 0.24 | ● | ● | ● | ● | ● | ● | | | | 0034.6807 |
| 0.2 | 250 | 1) | 260 | 150 | 200 | 0.35 | ● | ● | ● | ● | ● | ● | | | | 0034.6808 |
| 0.25 | 250 | 1) | 240 | 120 | 220 | 0.6 | ● | ● | ● | ● | ● | ● | | | | 0034.6809 |
| 0.315 | 250 | 1) | 220 | 120 | 250 | 0.8 | ● | ● | ● | ● | ● | ● | | | | 0034.6810 |
| 0.4 | 250 | 1) | 200 | 110 | 280 | 1.1 | ● | ● | ● | ● | ● | ● | | | | 0034.6811 |
| 0.5 | 250 | 1) | 190 | 100 | 310 | 2.5 | ● | ● | ● | ● | ● | ● | | | | 0034.6812 |
| 0.63 | 250 | 1) | 180 | 90 | 360 | 4 | ● | ● | ● | ● | ● | ● | | | | 0034.6813 |
| 0.8 | 250 | 1) | 160 | 80 | 430 | 8 | ● | ● | ● | ● | ● | ● | | | | 0034.6814 |
| 1 | 250 | 1) | 140 | 70 | 500 | 12 | ● | ● | ● | ● | ● | ● | | | | 0034.6815 |
| 1.25 | 250 | 1) | 130 | 70 | 600 | 15 | ● | ● | ● | ● | ● | ● | | | | 0034.6816 |

| Rated Current [A] | Rated Voltage [VAC] | Breaking Capacity | Voltage Drop 1.0 In max. [mV] | Voltage Drop 1.0 In typ. [mV] | Power Dissipation 1.5 I _n max. [mW] | Melting I ² t 10.0 Intyp. [A ² s] |  |  |  |  |  |  | S | L | T | Order Number | |
|-------------------|---------------------|-------------------|-------------------------------|-------------------------------|--|---|---|---|--|---|---|---|---|---|---|--------------|-----------|
| 1.6 | 250 | 1) | 120 | 60 | 730 | 30 | ● | | ● | ● | ● | ● | ● | | | | 0034.6817 |
| 2 | 250 | 1) | 100 | 60 | 870 | 34 | ● | | ● | ● | ● | ● | ● | | | | 0034.6818 |
| 2.5 | 250 | 1) | 100 | 50 | 1000 | 55 | ● | | ● | ● | ● | ● | ● | | | | 0034.6819 |
| 3.15 | 250 | 1) | 100 | 50 | 1200 | 76 | ● | | ● | ● | ● | ● | ● | | | | 0034.6820 |
| 4 | 250 | 2) | 100 | 50 | 1400 | 80 | ● | | ● | ● | ● | ● | ● | | | | 0034.6821 |
| 5 | 250 | 3) | - | 50 | - | 230 | | ● | ● | ● | | ● | | | | | 0034.6822 |
| 6.3 | 250 | 3) | - | 45 | - | 360 | | ● | ● | | | ● | | | | | 0034.6823 |

Most Popular.

Availability for all products can be searched real-time: <http://www.schurter.com/en/Stock-Check/Stock-Check-SCHURTER>

- 1) IEC: 35 A @ 250 VAC
- 1) UL: 35 A @ 250 VAC / 50 A @ 63 VDC
- 2) IEC: 10 In @ 250 VAC
- 2) UL: 10 In @ 250 VAC / 50 A @ 63 VDC
- 3) IEC: 10 In @ 250 VAC
- 3) UL: 10 In @ 250 VAC / 10 In @ 63 VDC

| | | |
|-----------------------|-----|-----------------------------|
| Packaging Unit | S = | Plastic Bag (100 pcs.) |
| | L = | Bulk (100 pcs.) |
| | T = | Taped 36 cm Reel (750 pcs.) |