

Axial Lead Fuse, 6.3x32 mm, 440 - 500 VAC, 400 - 500 VDC, 1-8 A, High Breaking Capacity up to 1500 A

new



UL 248-14 · 440 - 500 VAC · Quick-Acting F



Description

- 6.3 x 32 mm fuses for primary protection
- 10 rated currents from 1 A to 8 A

Unique Selling Proposition

- High rated voltages up to 500 VAC / DC
- High breaking capacity up to 1500 A

Standards

- UL 248-14
- CSA C22.2 no. 248.14

Approvals

- UL File Number: E41599

Applications

- 3-phase applications
- DC applications
- Power supplies
- Frequency converter
- Power electronics


References

[Packaging Details](#)

Weblinks

[pdf datasheet](#), [html-datasheet](#), [General Product Information](#), [Packaging details](#), [Approvals](#), [CE declaration of conformity](#), [RoHS](#), [CHINA-RoHS](#), [REACH](#), [Distributor-Stock-Check](#), [Detailed request for product](#)

Technical Data

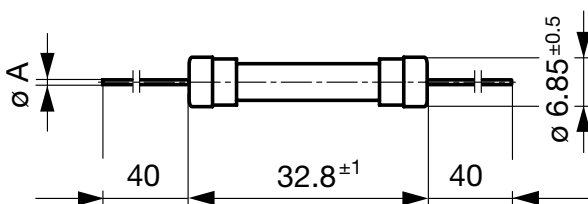
Rated Voltage	440 - 500 VAC, 63 - 500 VDC
Rated current	1 - 8 A
Breaking Capacity	1500 A - 20kA
Characteristic	Quick-Acting F
Mounting	Solder, THT
Admissible Ambient Air Temp.	-40°C to 85°C
Climatic Category	40/085/21 acc. to IEC 60068-1
Material: Tube	Ceramic
Material: Endcaps	Nickel-Plated Copper Alloy
Material: Axial Leads	Tin-Plated Copper
Unit Weight	3.54 g
Storage Conditions	0°C to 60°C, max. 70% r.h.
Product Marking	 Type, Rated current, Rated Voltage, Characteristic, Breaking capacity, Approvals

Solderability	235°C / 2 sec acc. to IEC 60068-2-20
Resistance to Soldering Heat	260°C / 10 sec acc. to IEC 60068-2-58

Detailed information on product approvals, code requirements, usage instructions and detailed test conditions can be looked up in [General Product Information](#)

Dimension

6.3 mm

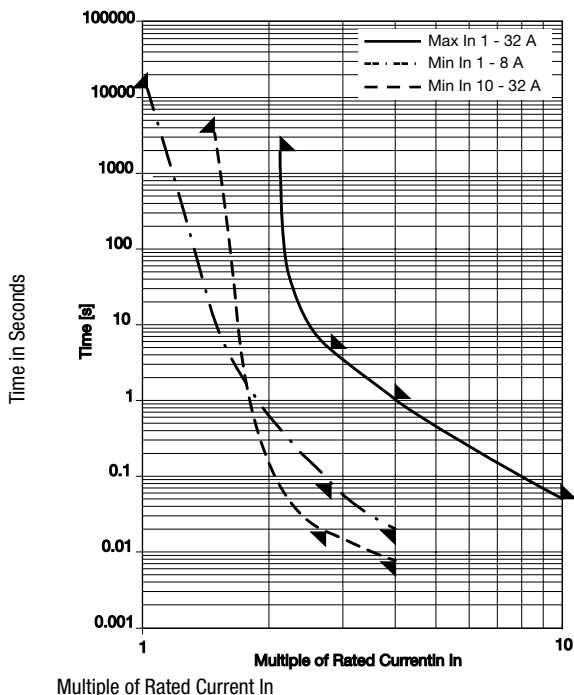


ØA = 0.8 mm

Pre-Arcing Time

Rated Current I _n	1.5 x I _n min.	2.1 x I _n max.	2.75 x I _n min.	2.75 x I _n max.	4.0 x I _n min.	4.0 x I _n max.	10.0 x I _n min.	10.0 x I _n max.
1 A - 1 A	60 min	30 min	20 ms	1.5 s	8 ms	400 ms	-	20 ms
1.25 A - 8 A	60 min	30 min	100 ms	5 s	20 ms	1 s	-	50 ms

Time-Current-Curves




All Variants

Rated Current [A]	Rated Voltage [VAC]	Rated Voltage [VDC]	Breaking Capacity	Voltage Drop 1.0 I _n max. [mV]	Power Dissipation 1.5 I _n max. [mW]	Melting I ² t Intyp. [A ² s]	Order Number
1	500	500	1)	400	1200	1.5	● 8020.5068.PT
1.25	500	500	1)	300	1300	2.9	● 8020.5069.PT
1.6	500	400	2)	300	1400	5.8	● 8020.5070.PT
2	500	400	2)	280	1700	2	● 8020.5071.PT
2.5	500	400	2)	260	2000	3.8	● 8020.5072.PT
3.15	500	400	2)	240	2300	8.6	● 8020.5073.PT
4	500	400	2)	220	2900	14.6	● 8020.5074.PT
5	500	400	2)	190	2900	33.2	● 8020.5075.PT
6.3	500	400	2)	170	3400	61.6	● 8020.5076.PT
8	500	400	2)	160	3700	120	● 8020.5077.PT

Most Popular.

Availability for all products can be searched real-time: <http://www.schurter.com/en/Stock-Check/Stock-Check-SCHURTER>

- 1500 A @ 500 VAC, cos φ = 0.99 - 1
1500 A @ 250 VAC, cos φ = 0.7 - 0.8
10 kA @ 125 VAC, cos φ = 0.7 - 0.8
1500 A @ 500 VDC
20 kA @ 63 VDC
- 1500 A @ 500 VAC, cos φ = 0.99 - 1
1500 A @ 250 VAC, cos φ = 0.7 - 0.8

Rated Current [A]	Rated Voltage [VAC]	Rated Voltage [VDC]	Breaking Capacity	Voltage Drop 1.0 I _n max. [mV]	Power Dissipation 1.5 I _n max. [mW]	Melting I ² t 10.0 Intyp. [A ² s]	Order Number
							
	10 kA @ 125 VAC, cos φ = 0.7 - 0.8						
	1500 A @ 400 VDC						
	20 kA @ 63 VDC						
Packaging Unit	Bulk (1000 pcs.)						